



US00D742590S

(12) **United States Design Patent**
Johnson

(10) **Patent No.:** **US D742,590 S**
(45) **Date of Patent:** **** Nov. 3, 2015**

- (54) **MAKEUP APPLICATOR**
- (71) Applicant: **Pamela Johnson**, Weston, FL (US)
- (72) Inventor: **Pamela Johnson**, Weston, FL (US)
- (73) Assignee: **Pamela Johnson**, Weston, FL (US)
- (**) Term: **14 Years**
- (21) Appl. No.: **29/497,865**
- (22) Filed: **Jul. 29, 2014**
- (51) **LOC (10) Cl.** **28-03**
- (52) **U.S. Cl.**
USPC **D28/7**
- (58) **Field of Classification Search**
USPC D28/7, 8, 20–22, 30–31, 76, 85, 99;
132/108, 202, 208, 317.32;
401/202–207, 261–267; D4/132–135;
D24/119
CPC . A45D 34/002; A45D 34/005; A45D 34/007;
A45D 34/04; A45D 34/041; A45D 34/042;
A45D 34/043; A45D 34/045; A45D 34/046;
A45D 34/047; A45D 34/048; A45D 34/06
See application file for complete search history.

(56) **References Cited**

U.S. PATENT DOCUMENTS

1,850,540	A	3/1932	Erickson	
1,873,928	A	8/1932	Bohner	
3,789,856	A	2/1974	Bomba	
D252,890	S	9/1979	Cavalieri	
D304,495	S *	11/1989	Tyo et al. D24/211
5,050,624	A	9/1991	Kobe	
D467,034	S	12/2002	Jaggers	
6,640,814	B1	11/2003	Burke	
6,659,109	B2 *	12/2003	Noa 132/317
D485,016	S *	1/2004	Noh D28/76

D490,561	S *	5/2004	Angeletta D28/7
D504,542	S *	4/2005	Noh D28/76
D504,979	S *	5/2005	Lai D28/76
D555,835	S *	11/2007	Song D28/76
D574,555	S	8/2008	Yoo	
D679,861	S *	4/2013	Choi D28/7
D695,399	S *	12/2013	Sadot et al. D24/133
D695,400	S *	12/2013	Sadot et al. D24/133
2003/0094184	A1	5/2003	Parsons	
2004/0255971	A1	12/2004	Houghton	
2009/0183747	A1	7/2009	Salicunaj	

FOREIGN PATENT DOCUMENTS

CA 2 803 484 A1 7/2014

* cited by examiner

Primary Examiner — Zenia Bennett

(74) *Attorney, Agent, or Firm* — Feldman Gale, P.A.; A. Robert Weaver

(57) **CLAIM**

The ornamental design for a makeup applicator, as shown and described.

DESCRIPTION

FIG. 1 is a front perspective view of a makeup applicator as may be used by a user, the user illustrated in broken lines; FIG. 2 is a rear perspective view of the makeup applicator of FIG. 1; FIG. 3 is a rear view of the makeup applicator of FIG. 1; FIG. 4 is a left side view of the makeup applicator of FIG. 1; FIG. 5 is a front view of the makeup applicator of FIG. 1; FIG. 6 is a right side view of the makeup applicator of FIG. 1; FIG. 7 is a top view of the makeup applicator of FIG. 1; and, FIG. 8 is a bottom view of the makeup applicator of FIG. 1. Features shown in broken lines are for illustrative purposes only and form no part of the claimed design.

1 Claim, 3 Drawing Sheets

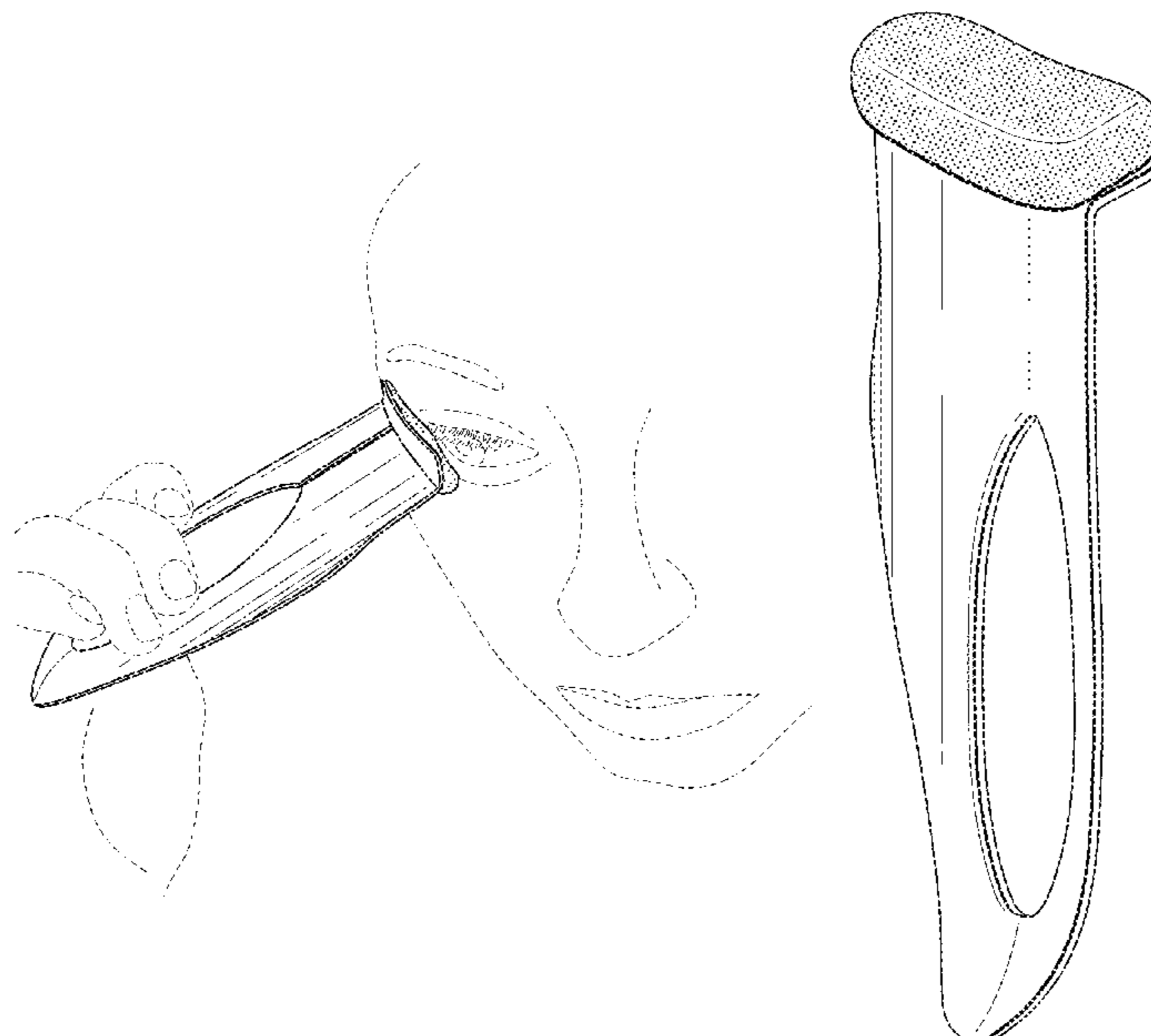


FIG. 1

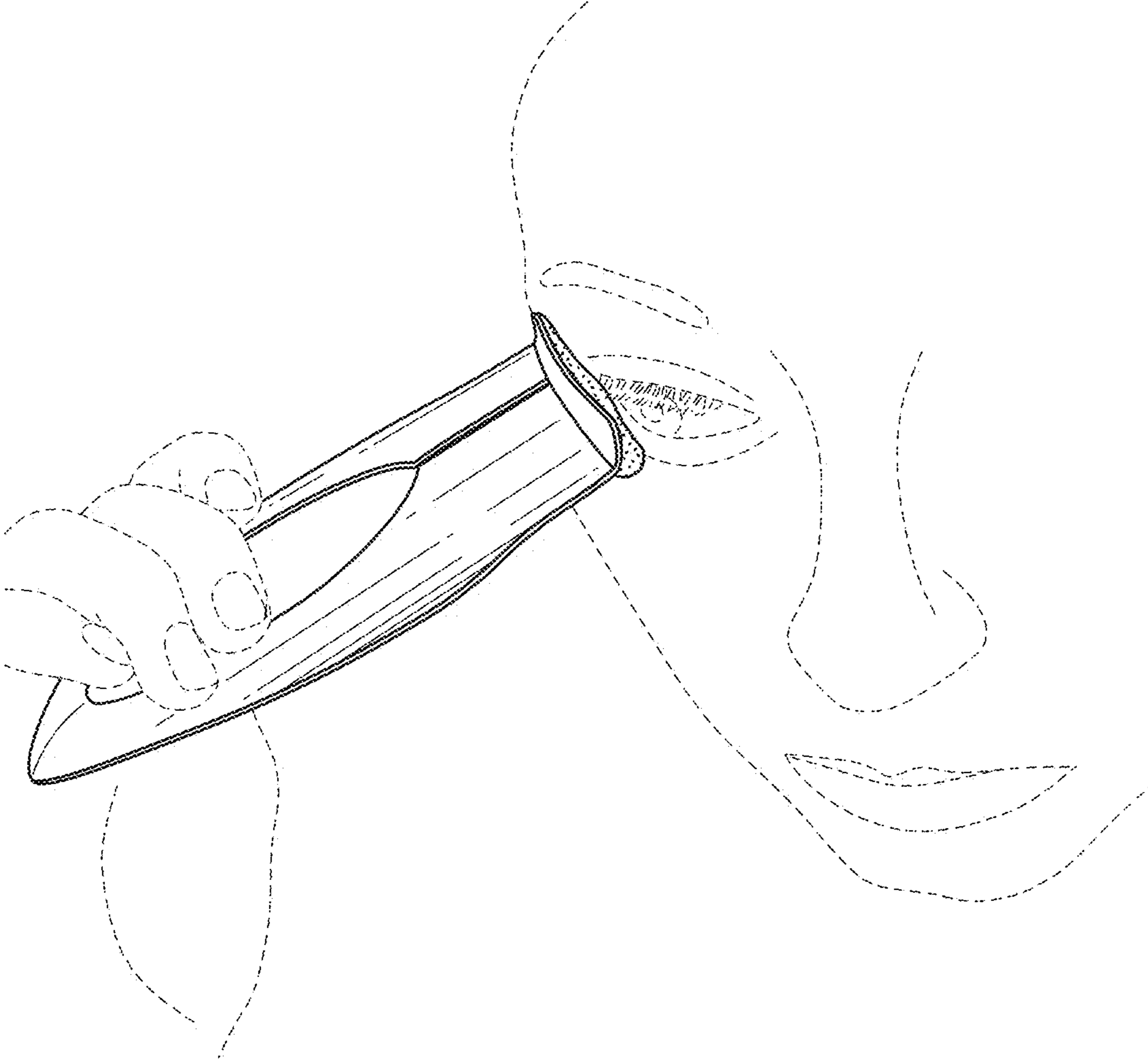


FIG. 2

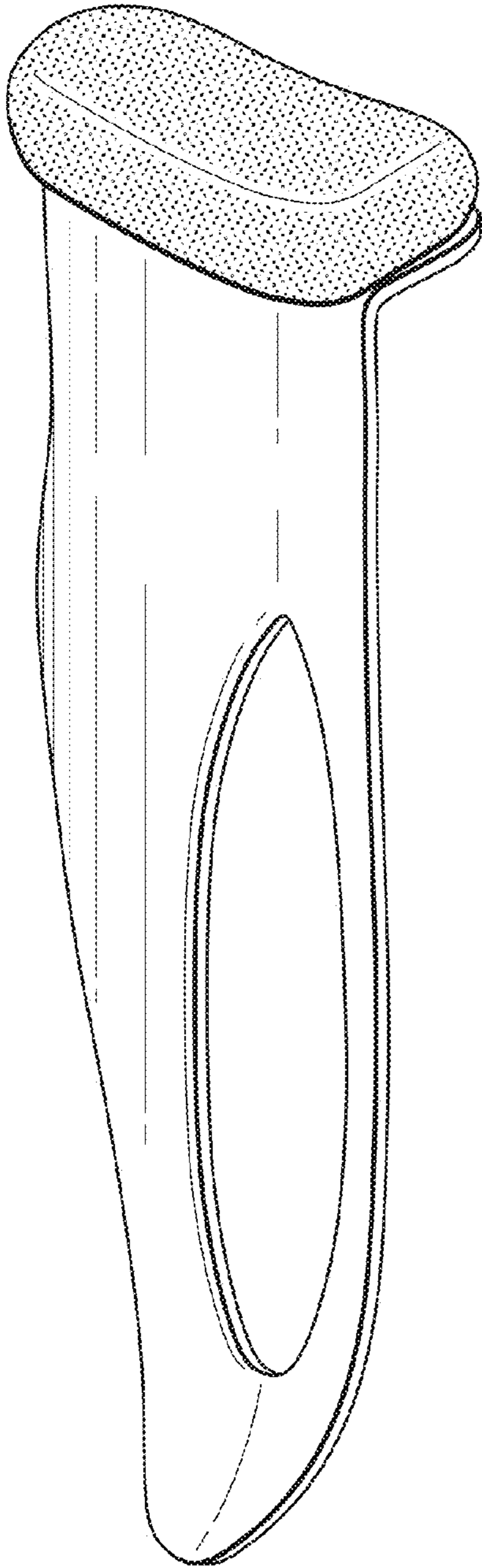


FIG. 3

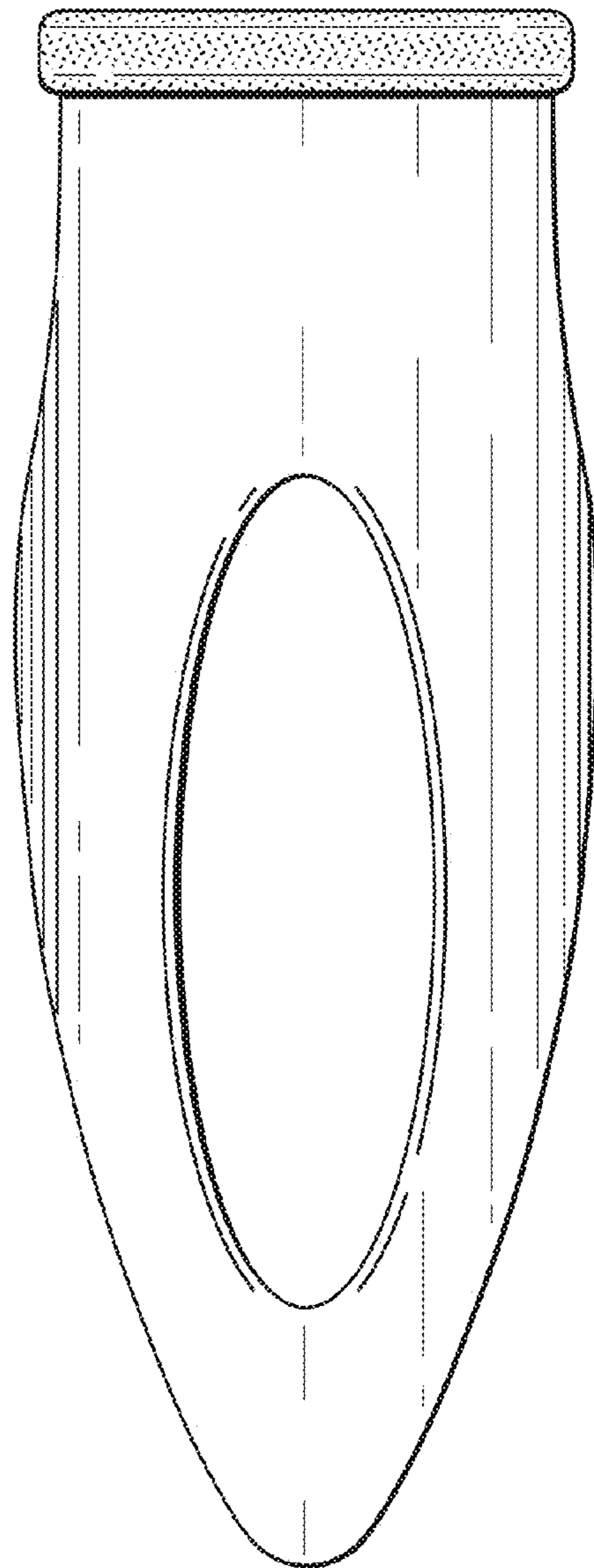


FIG. 4




FIG. 5

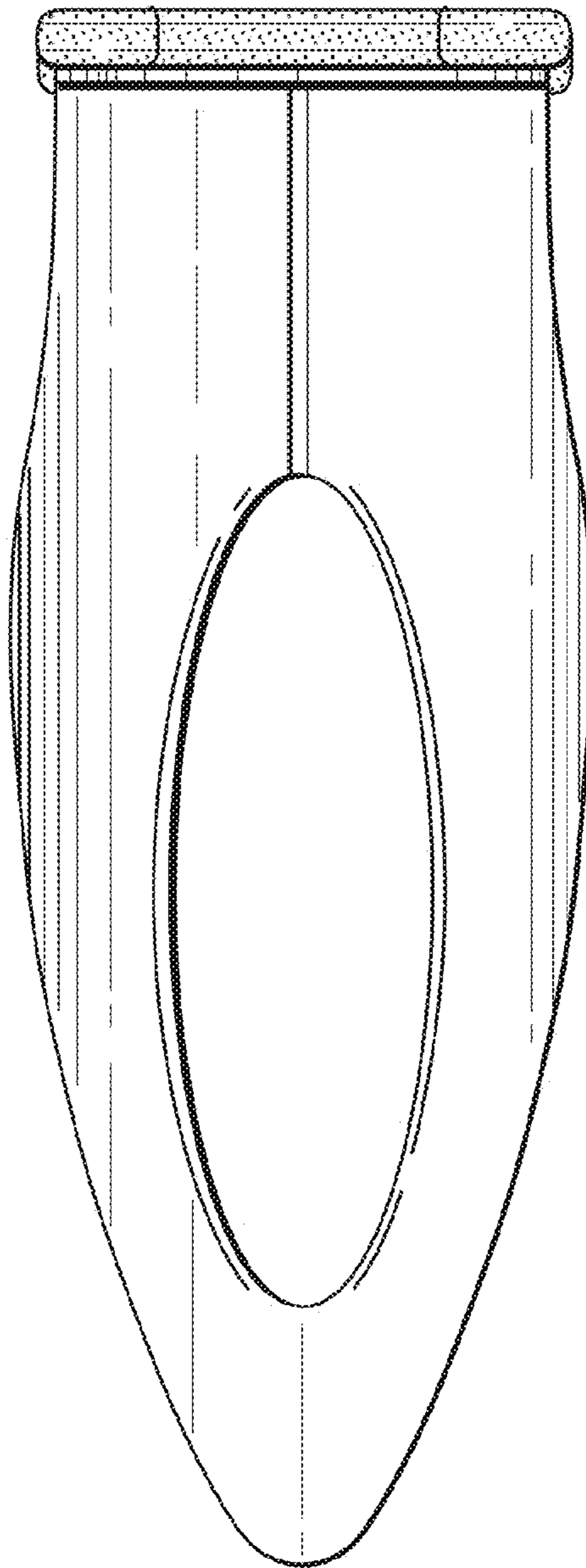


FIG. 6




FIG. 7




FIG. 8

