



US00D742585S

(12) **United States Design Patent**  
**Bennett**

(10) **Patent No.:** **US D742,585 S**

(45) **Date of Patent:** **\*\* Nov. 3, 2015**

(54) **SNUFFER TOOL**

(71) Applicant: **Don Bennett**, Sevierville, TN (US)

(72) Inventor: **Don Bennett**, Sevierville, TN (US)

(\*\*) Term: **14 Years**

(21) Appl. No.: **29/482,219**

(22) Filed: **Feb. 14, 2014**

(51) **LOC (10) Cl.** ..... **27-03**

(52) **U.S. Cl.**  
USPC ..... **D27/136; D7/545; D7/587**

(58) **Field of Classification Search**  
USPC ..... D27/102–103, 109, 111–112, 129–130,  
D27/133–138, 142–144, 161, 167, 172, 181,  
D27/194–196; D8/1, 77; D7/387, 399, 682,  
D7/584, 587; 131/177, 184.1, 235.1, 238,  
131/240.1, 243, 247, 256, 258; D9/428  
CPC ..... A24F 23/04; A24F 9/02; A24F 19/00;  
A24F 19/0014; A24F 19/0028; A24F 19/025;  
A24F 19/0035; A24F 15/08; A24F 19/10;  
A24F 19/14; A24F 13/18

See application file for complete search history.

(56) **References Cited**

**U.S. PATENT DOCUMENTS**

718,652	A *	1/1903	McMillan	.....	131/247
879,364	A *	2/1908	Cohen	.....	220/574
1,649,614	A *	11/1927	Redheffer et al.	.....	131/247
1,767,092	A *	6/1930	Nee	.....	131/256
2,022,719	A *	12/1935	Charles	.....	431/34
D112,179	S *	11/1938	Reinecke et al.	.....	D7/584
D171,498	S *	2/1954	Hensley	.....	D7/584
2,931,367	A *	4/1960	Glenny	.....	131/256

3,283,764	A *	11/1966	Laufer	.....	131/243
3,386,452	A *	6/1968	Davis	.....	131/256
D227,185	S *	6/1973	Minners	.....	D27/133
D245,344	S *	8/1977	Fisher	.....	D27/135
D287,296	S *	12/1986	Yasuda	.....	D27/133
D291,126	S *	7/1987	Gaptjern	.....	D27/125
D348,590	S *	7/1994	Scott	.....	D7/682
D352,207	S *	11/1994	Jaworski	.....	D7/585
D378,886	S *	4/1997	Joyce	.....	D7/585
D450,538	S *	11/2001	Benson	.....	D7/585
D453,050	S *	1/2002	Hsu	.....	D27/102
D494,420	S *	8/2004	Wellner	.....	D7/587
D499,307	S *	12/2004	Stilz et al.	.....	D7/587
D551,798	S *	9/2007	McGuire	.....	D27/136
D586,952	S *	2/2009	Bennett et al.	.....	D27/136

\* cited by examiner

*Primary Examiner* — Susan Bennett Hattan

*Assistant Examiner* — Janice Hallmark

(74) *Attorney, Agent, or Firm* — QuickPatents; Kevin Prince

(57) **CLAIM**

I claim the ornamental design for a snuffer tool, as shown and described.

**DESCRIPTION**

FIG. 1 is a perspective view of a snuffer tool showing my new design;


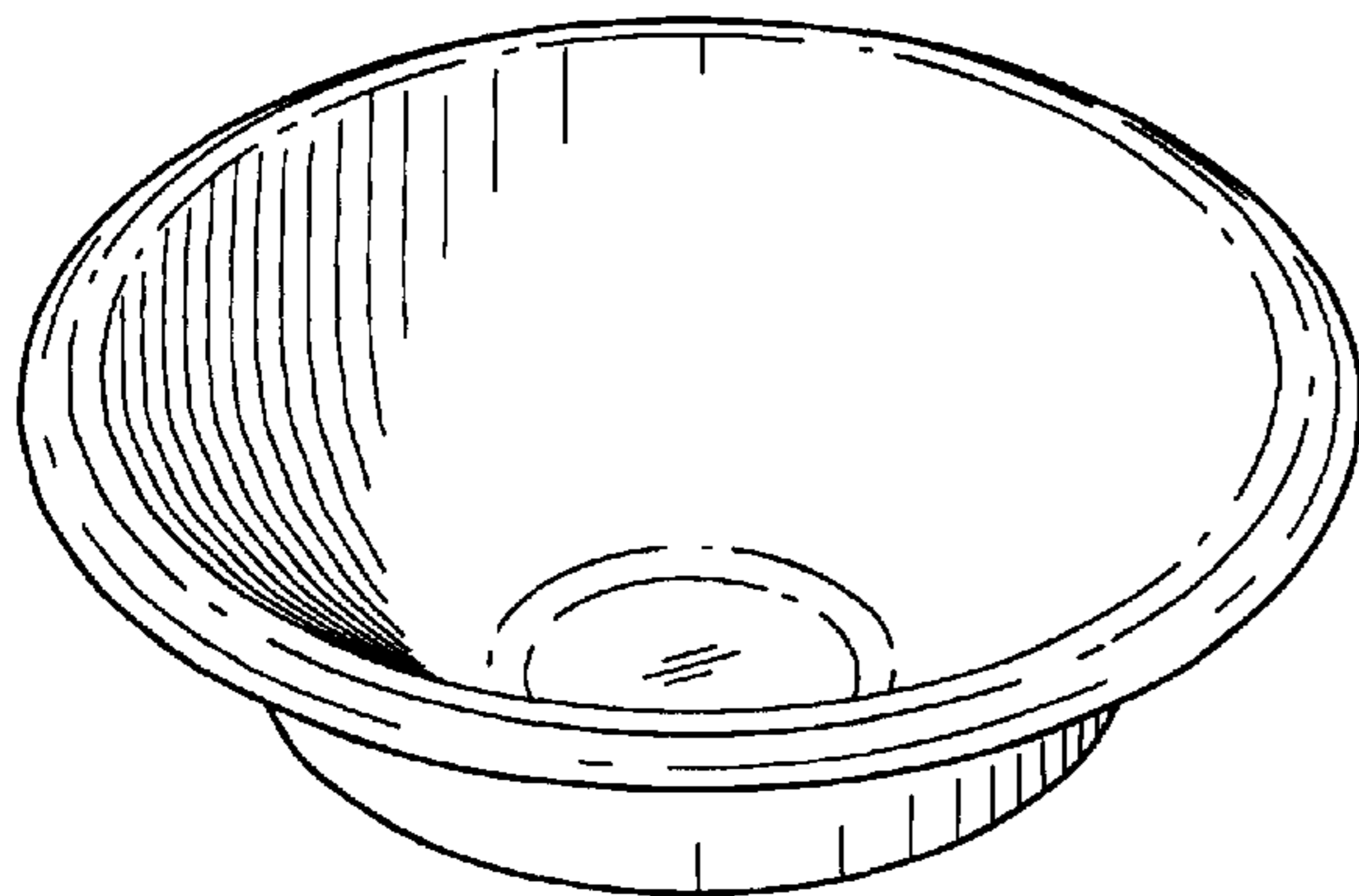
FIG. 2 is a front elevational view thereof; the rear elevational view, left-side elevational view, and right-side elevational view all being identical thereto;

FIG. 3 is a top plan view thereof;

FIG. 4 is a bottom plan view thereof; and,

FIG. 5 is a cross-sectional view of FIG. 3, taken along lines 5-5.

**1 Claim, 3 Drawing Sheets**



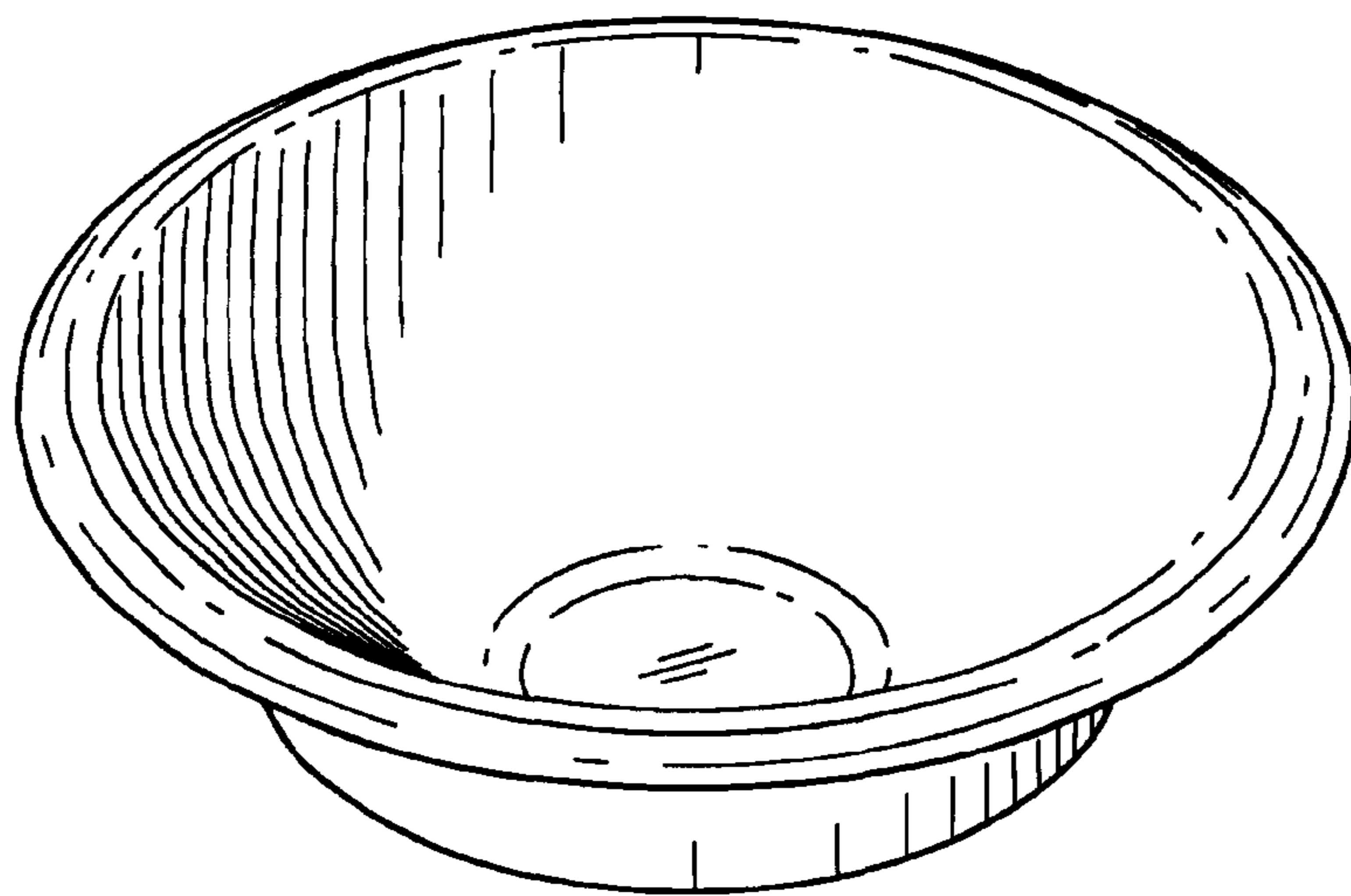


FIG. 1


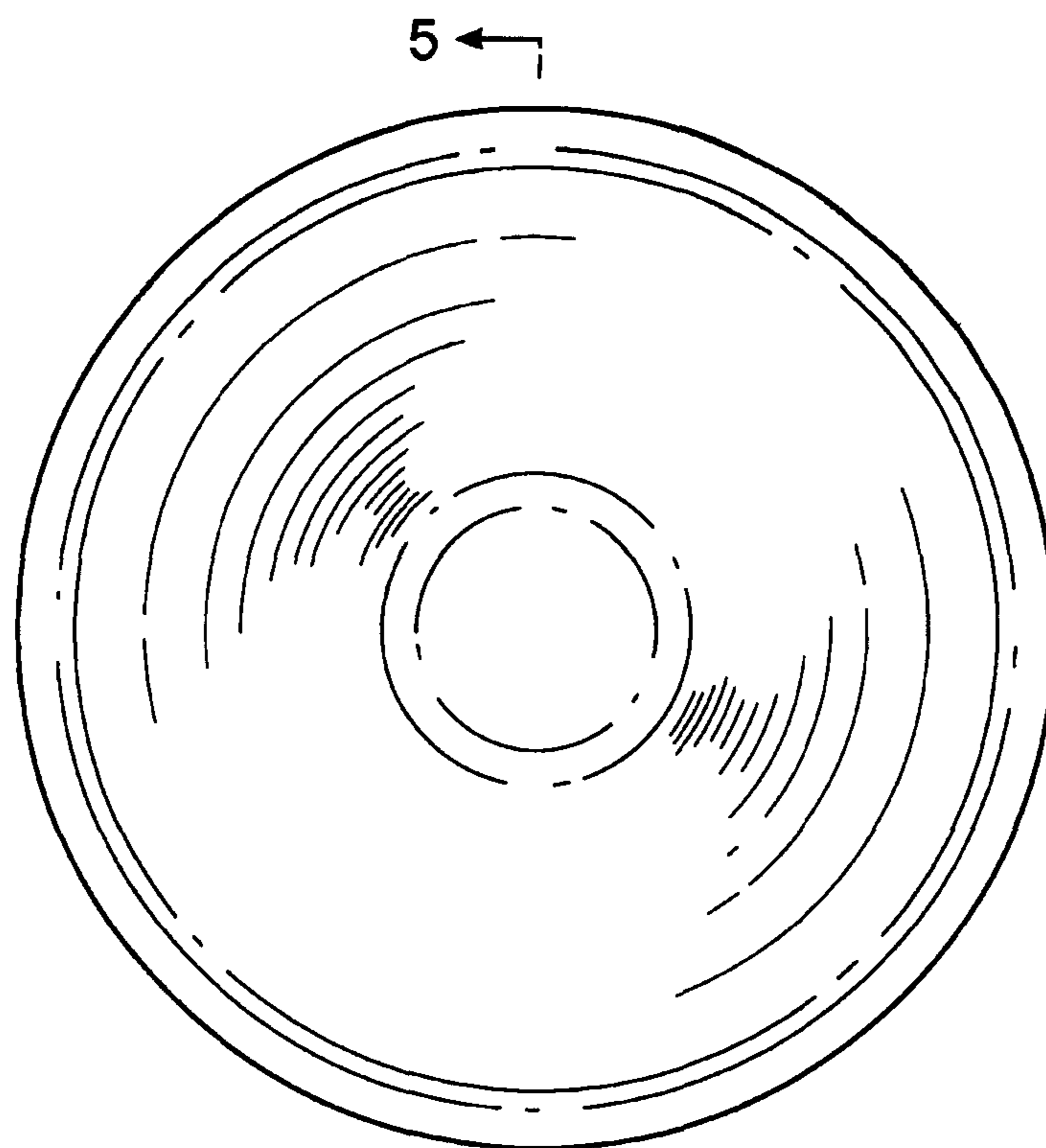


FIG. 2



5 ←

FIG. 3

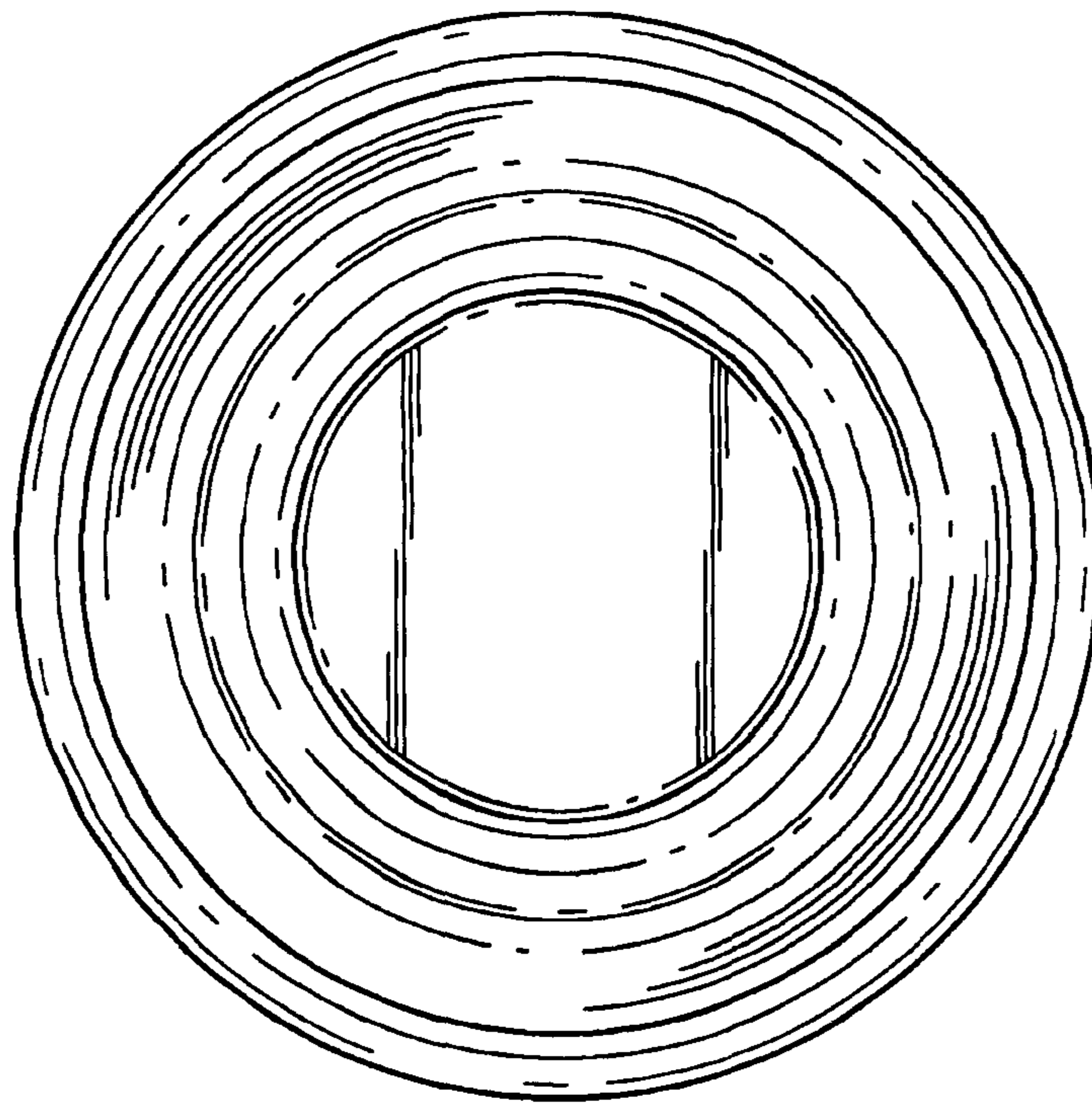


FIG. 4

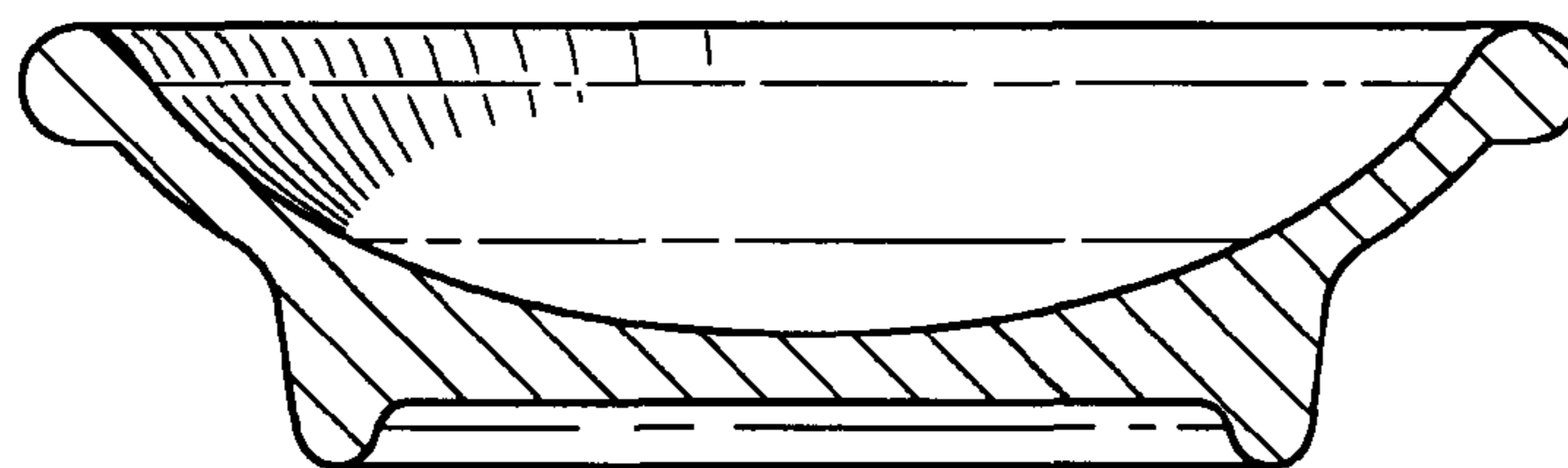


FIG. 5