



US00D742572S

(12) **United States Design Patent**
Khayat et al.

(10) **Patent No.:** **US D742,572 S**
(45) **Date of Patent:** **** Nov. 3, 2015**

(54) **LIGHT PANEL**

- (71) Applicant: **ALKILU Enterprises LLC**, Los Angeles, CA (US)
- (72) Inventors: **Alex Khayat**, Studio City, CA (US); **Francisco Barboza Grasa**, Zargoza (ES)
- (73) Assignee: **ALKILU Enterprises LLC**, Los Angeles, CA (US)

(**) Term: **14 Years**

(21) Appl. No.: **29/485,526**

(22) Filed: **Mar. 19, 2014**

(51) **LOC (10) Cl.** **26-03**

(52) **U.S. Cl.**
USPC **D26/63**

(58) **Field of Classification Search**
USPC D26/1, 24, 61, 63, 65, 85, 92
CPC F21V 21/14; F21V 15/01; F21V 14/02;
F21V 21/30; F21V 21/00; F21V 14/00;
F21S 8/00; F21S 8/003; F21S 8/043; F21Y
2105/001
See application file for complete search history.

(56) **References Cited**

U.S. PATENT DOCUMENTS

D322,135 S	*	12/1991	Wierzbicki et al.	D26/63
D666,345 S	*	8/2012	Wang	D26/63
D700,726 S	*	3/2014	Kim et al.	D26/63
D720,877 S	*	1/2015	Chen et al.	D26/63
D735,383 S	*	7/2015	Zhu	D26/63

OTHER PUBLICATIONS

“Designboom, Architecture, Design, Art, Technology” Portable OLED lamp—design boom / architecture and design magazine May 11, 2013.

* cited by examiner

Primary Examiner — Brian N Vinson

(74) *Attorney, Agent, or Firm* — Hamilton, Brook, Smith & Reynolds, P.C.

(57) **CLAIM**

The ornamental design for a light panel, as shown and described.

DESCRIPTION

FIG. 1 is a front perspective view of the light panel showing Applicant’s new design, the broken lines showing the stand and side ports are for illustrative purposes only, and form no part of the claimed design.

FIG. 2 is a front view of the light panel design shown in FIG. 1.

FIG. 3 is a top view of the light panel design shown in FIG. 1. FIG. 4 is a rear view of the light panel design shown in FIG. 1.

FIG. 5 is a bottom view of the light panel design shown in FIG. 1.

FIG. 6 is a left side view of the light panel design shown in FIG. 1; and,

FIG. 7 is a right side view of the light panel design shown in FIG. 1.

1 Claim, 3 Drawing Sheets

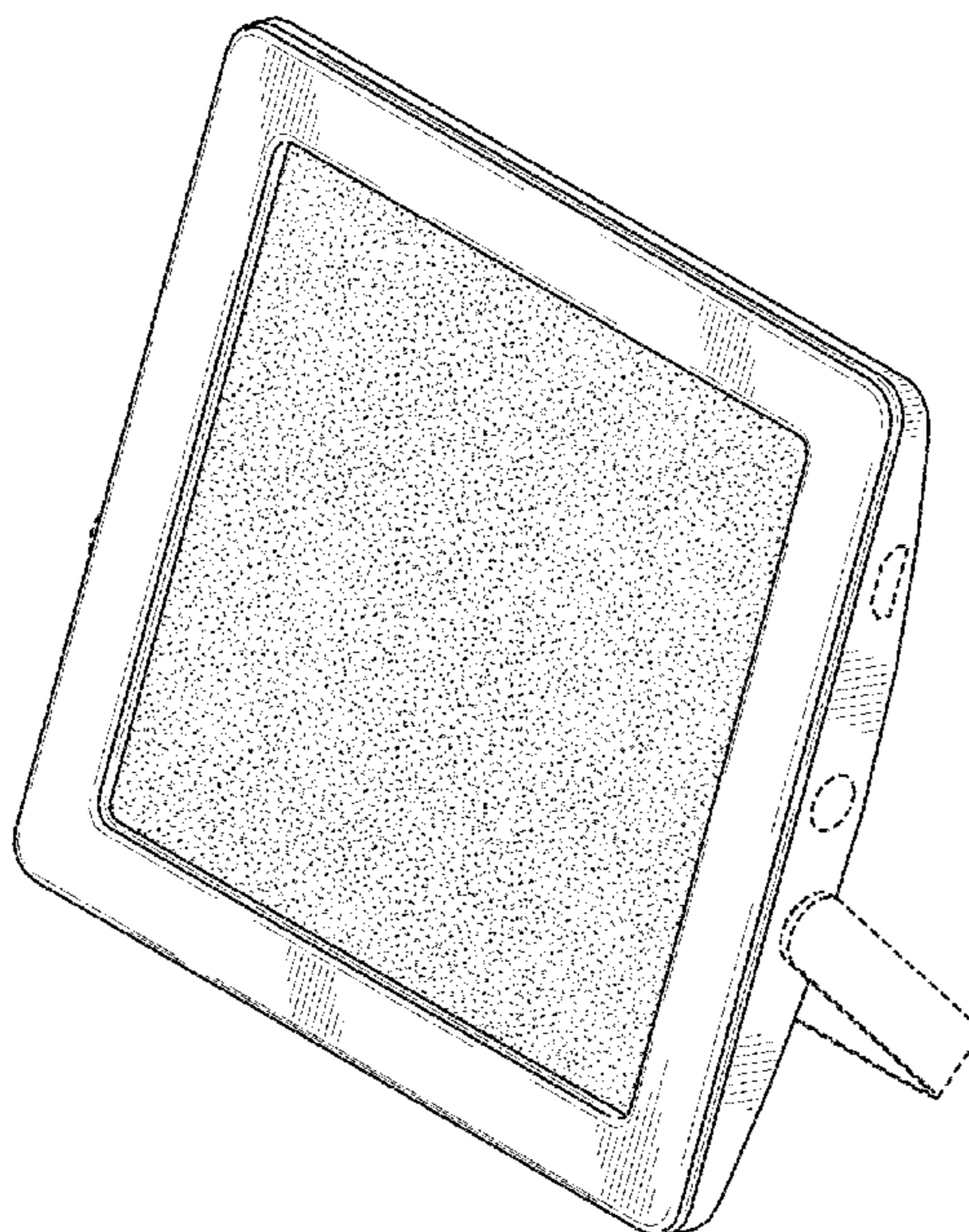


FIG. 1

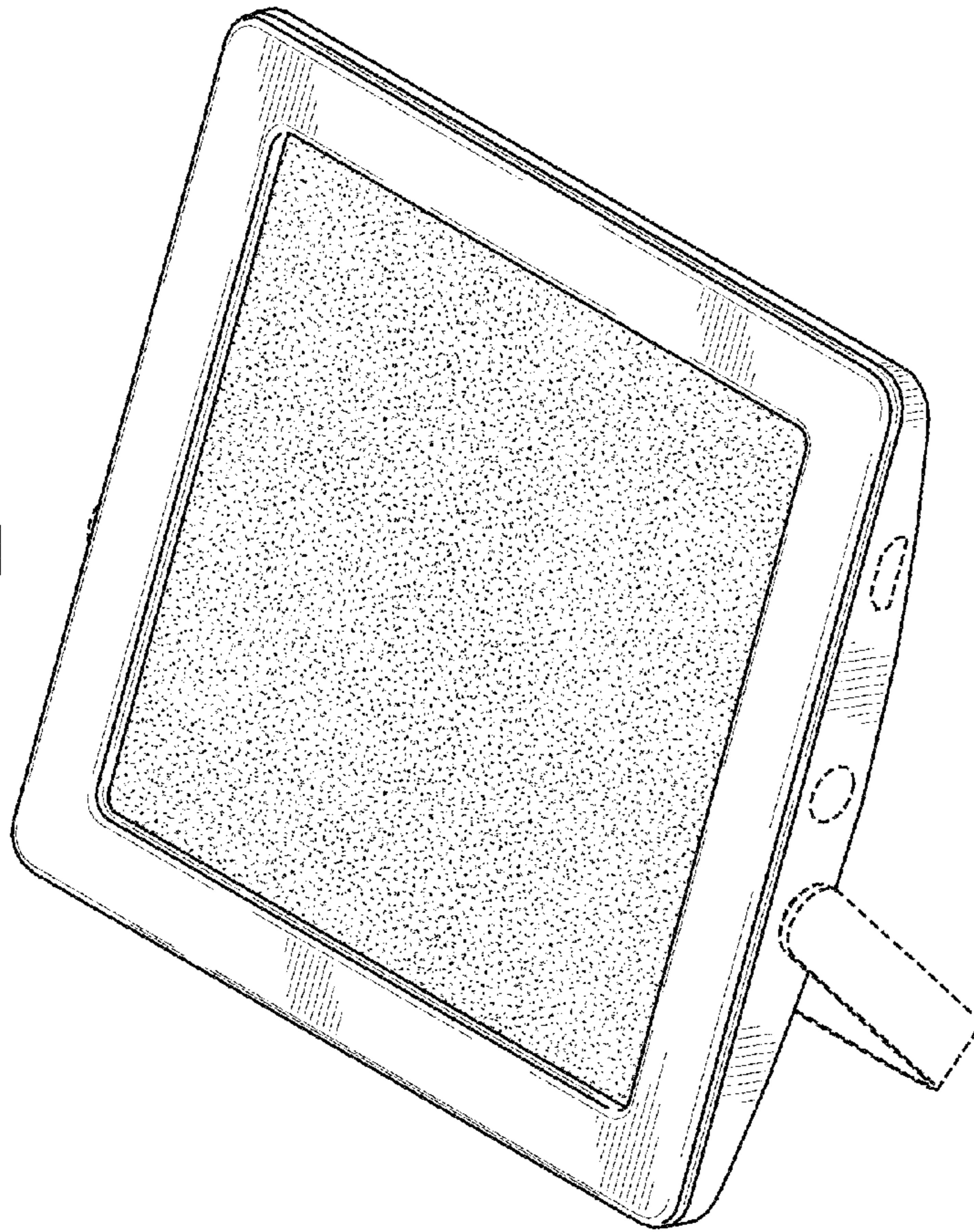


FIG. 2




FIG. 3




FIG. 4





FIG. 5



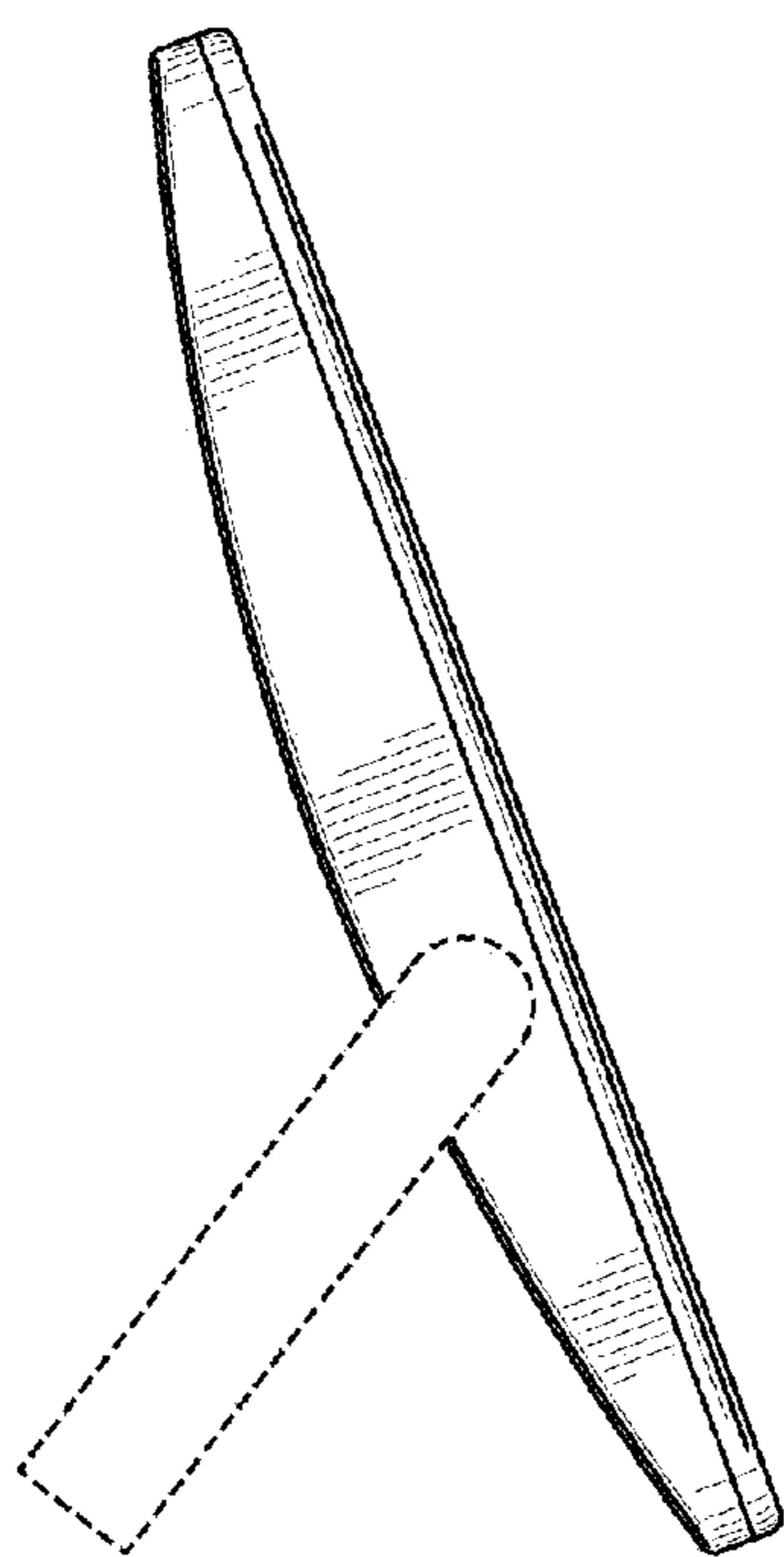


FIG. 6

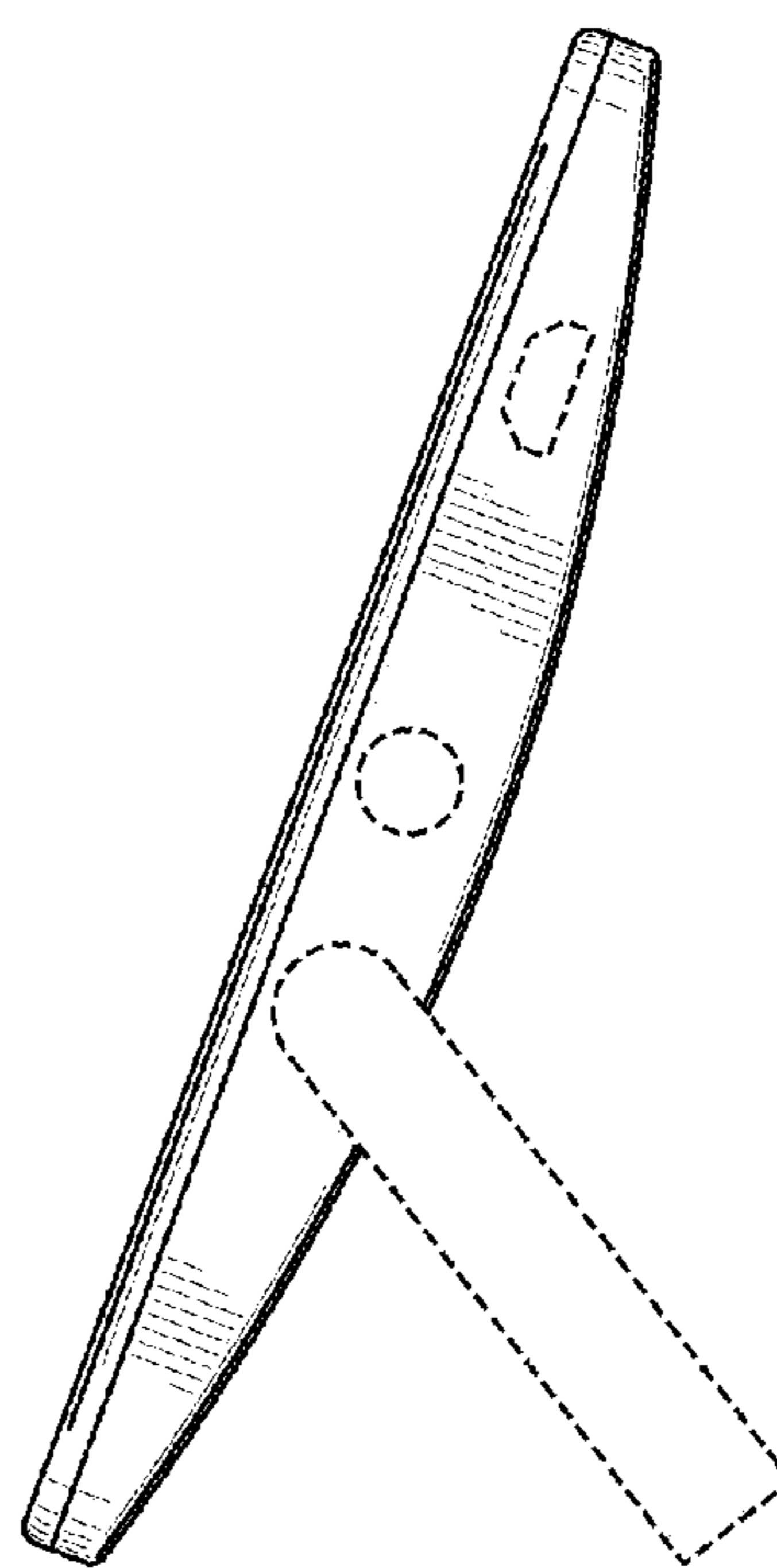


FIG. 7