



US00D742571S

(12) **United States Design Patent**
Khayat et al.

(10) **Patent No.:** **US D742,571 S**
(45) **Date of Patent:** **** Nov. 3, 2015**

(54) **LIGHT PANEL**

D700,726 S * 3/2014 Kim et al. D26/63
D720,877 S * 1/2015 Chen et al. D26/63
D735,383 S * 7/2015 Zhu D26/63

(71) Applicant: **ALKILU Enterprises LLC**, Los Angeles, CA (US)

OTHER PUBLICATIONS

(72) Inventors: **Alex Khayat**, Studio City, CA (US);
Salvatore Primo, Austin, TX (US)

“Designboom, Architecture, Design, Art, Technology” Portable OLED lamp—design boom / architecture and design magazine May 11, 2013.

(73) Assignee: **ALKILU ENTERPRISES LLC**, Los Angeles, CA (US)

* cited by examiner

(**) Term: **14 Years**

Primary Examiner — Brian N Vinson

(21) Appl. No.: **29/478,323**

(74) *Attorney, Agent, or Firm* — Hamilton, Brook, Smith & Reynolds, P.C.

(22) Filed: **Jan. 3, 2014**

(57) **CLAIM**

(51) **LOC (10) Cl.** **26-03**

The ornamental design for a light panel, as shown and described.

(52) **U.S. Cl.**

USPC **D26/63**

DESCRIPTION

(58) **Field of Classification Search**

USPC D26/1, 24, 61, 63, 65, 85, 92
CPC F21V 21/14; F21V 15/01; F21V 14/02;
F21V 21/30; F21V 21/00; F21V 14/00;
F21S 8/00; F21S 8/003; F21S 8/043; F21Y
2105/001

FIG. 1 is a front perspective view of a light panel showing the Applicants’ new design, the broken lines showing the stand is for illustrative purposes only, and form no part of the claimed design.

See application file for complete search history.

FIG. 2 is a top view of the light panel design of FIG. 1.

FIG. 3 is a front view of the light panel design of FIG. 1.

FIG. 4 is a bottom view of the light panel design of FIG. 1.

FIG. 5 is a right side view of the light panel design of FIG. 1.

FIG. 6 is a back view of the light panel design of FIG. 1; and,

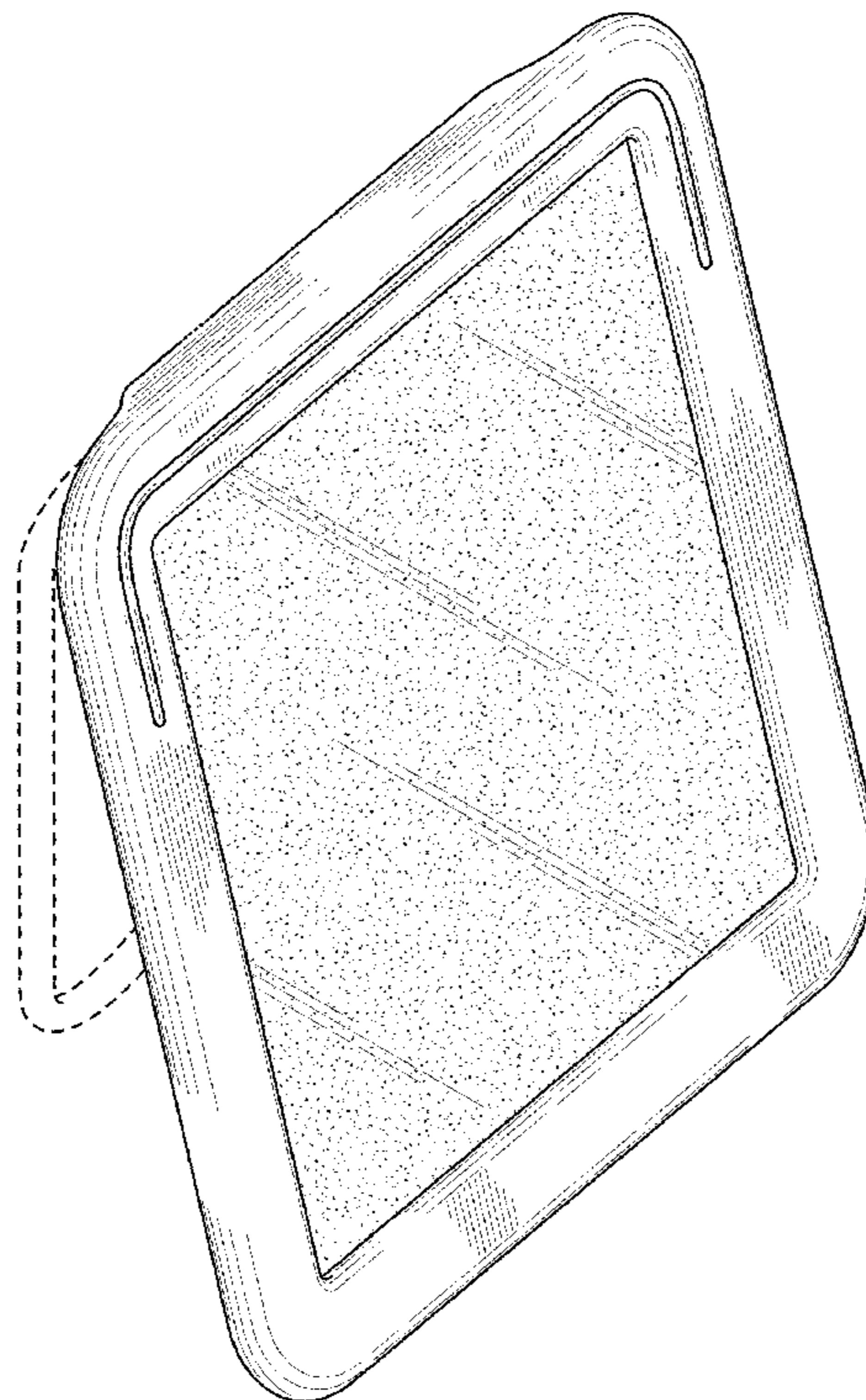
FIG. 7 is a left side view of the light panel design of FIG. 1.

(56) **References Cited**

U.S. PATENT DOCUMENTS

D322,135 S * 12/1991 Wierzbicki et al. D26/63
D666,345 S * 8/2012 Wang D26/63

1 Claim, 3 Drawing Sheets



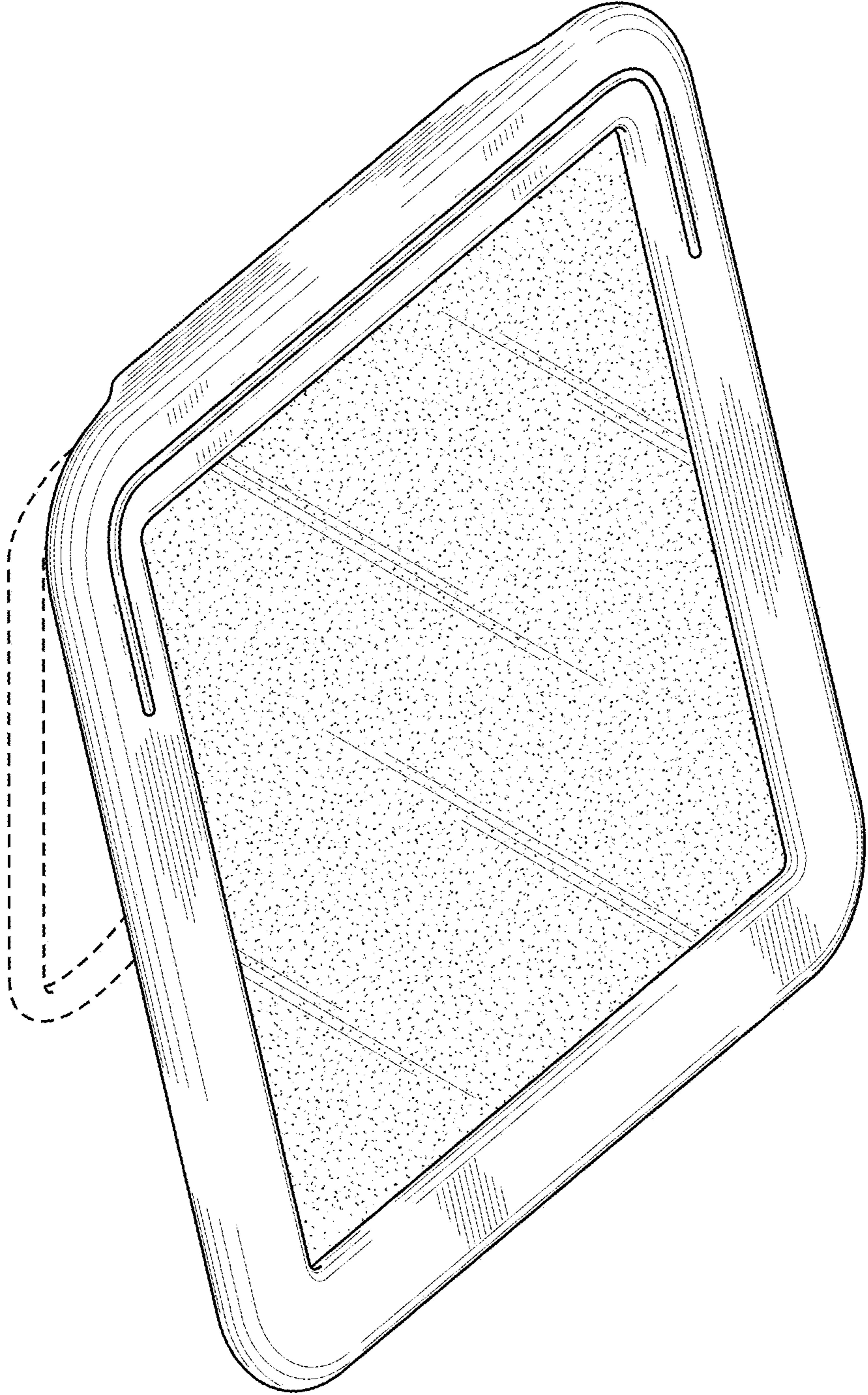


FIG. 1

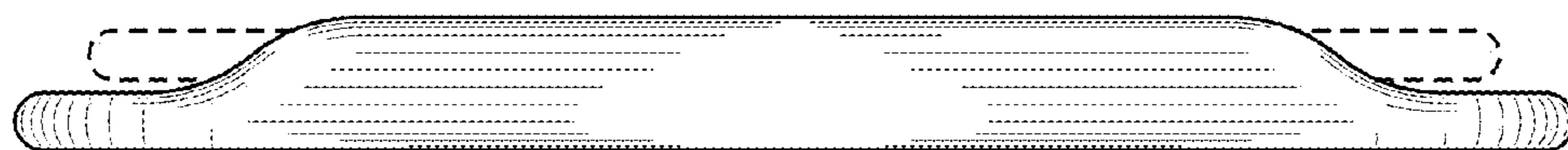


FIG. 2

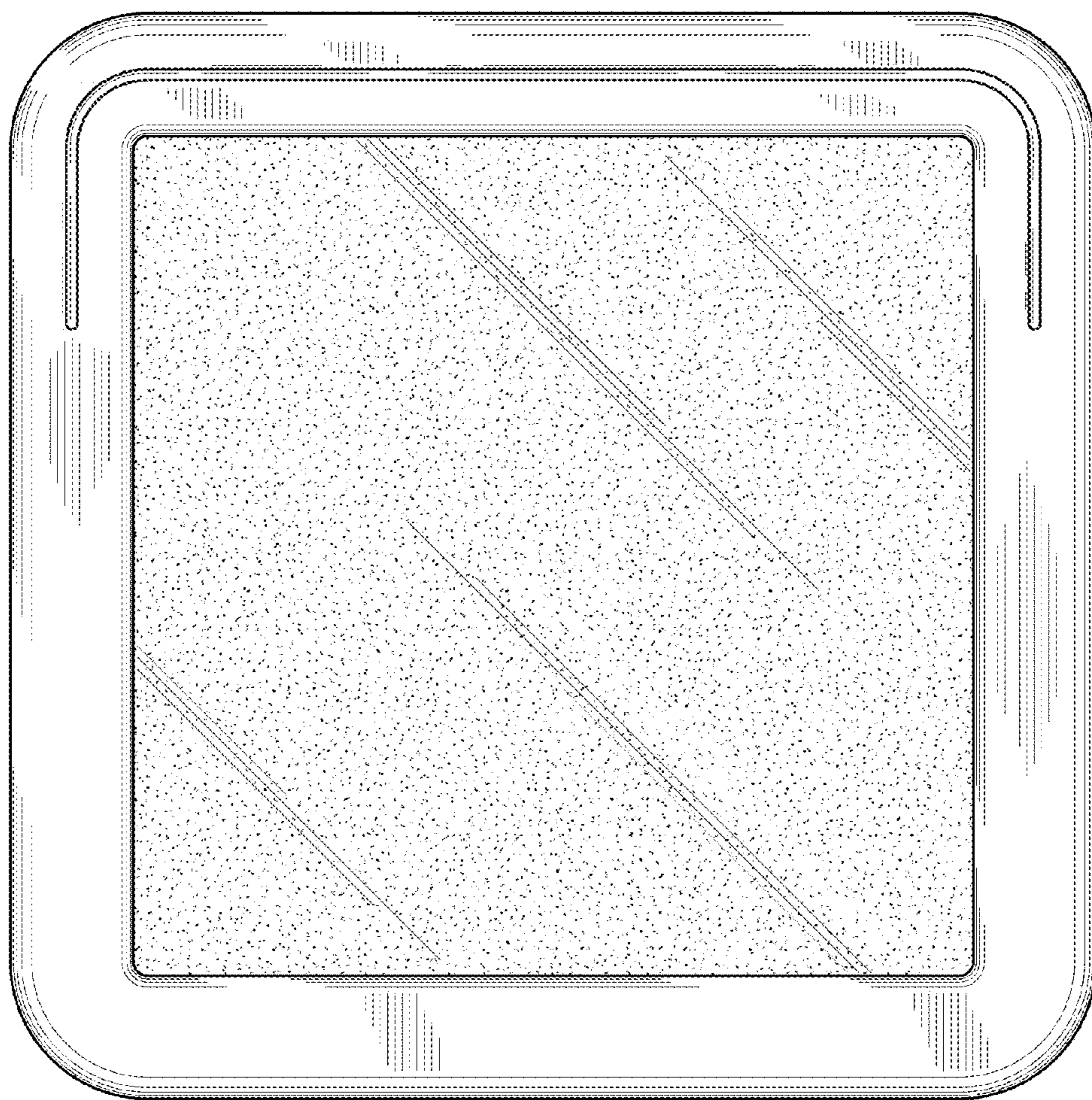


FIG. 3

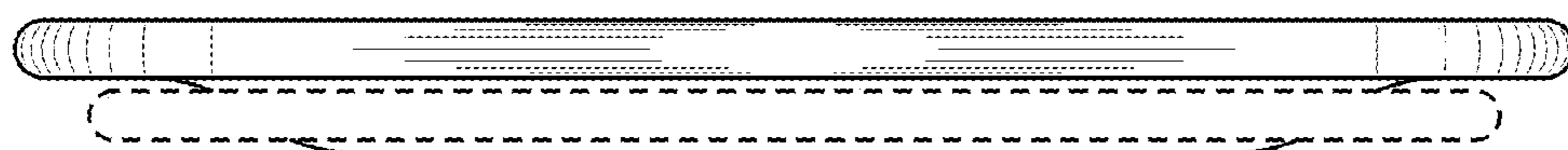


FIG. 4

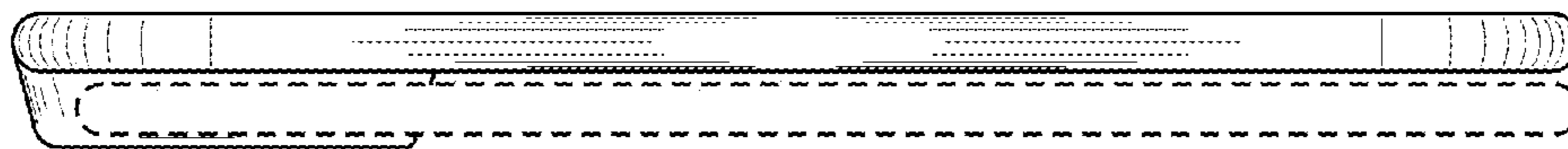


FIG. 7

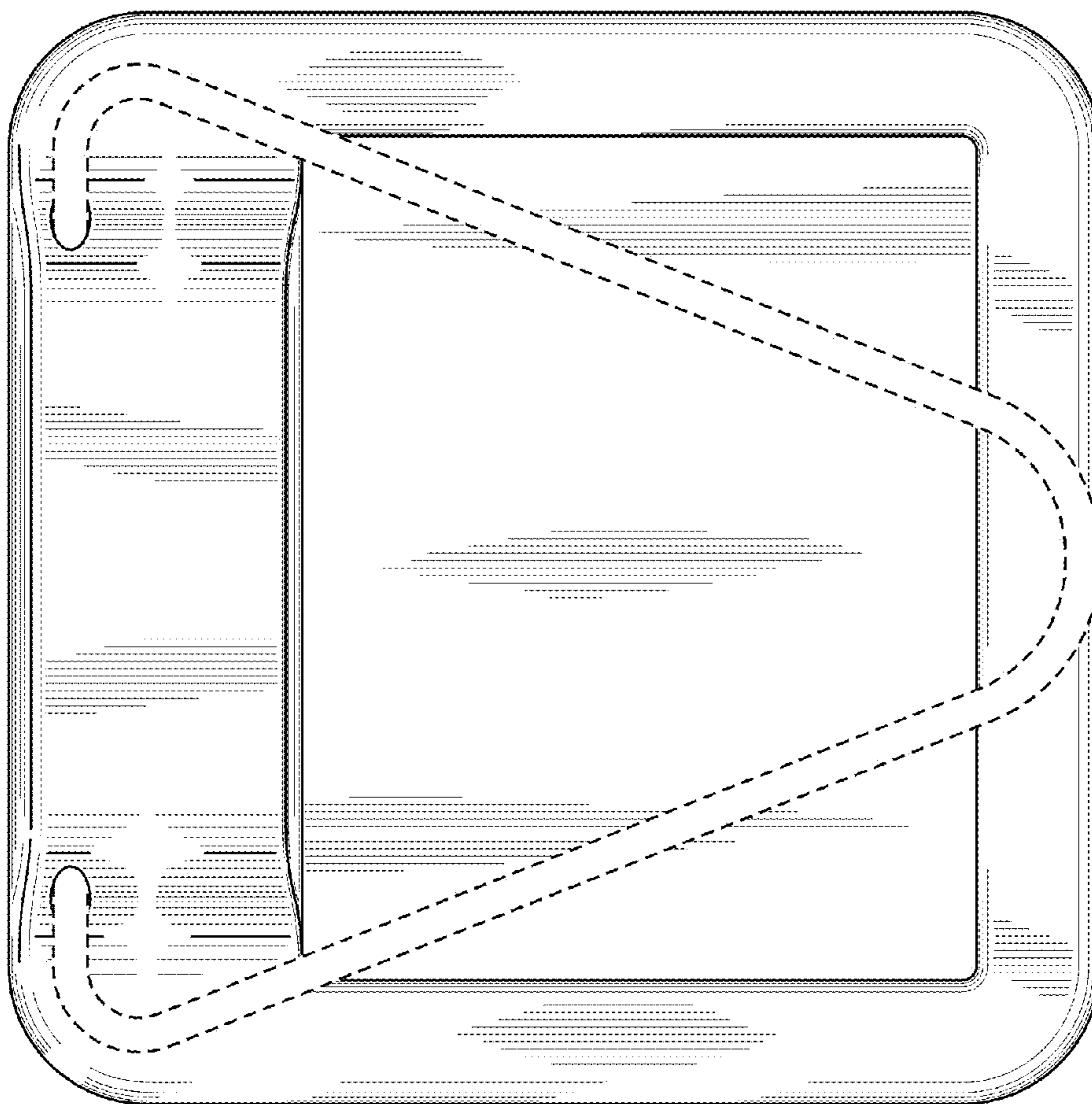


FIG. 6




FIG. 5