



US00D742534S

(12) **United States Design Patent**
Bains

(10) **Patent No.:** **US D742,534 S**
(45) **Date of Patent:** **** Nov. 3, 2015**

- (54) **S SHAPED MASSAGING TOOL**
- (71) Applicant: **Rip Bains**, Livermore, CA (US)
- (72) Inventor: **Rip Bains**, Livermore, CA (US)
- (**) Term: **15 Years**
- (21) Appl. No.: **29/533,884**
- (22) Filed: **Jul. 22, 2015**
- (51) **LOC (10) Cl.** **28-03**
- (52) **U.S. Cl.**
USPC **D24/214**
- (58) **Field of Classification Search**
USPC D24/200, 211, 212, 213, 214, 215;
601/19, 27-32, 46, 49, 52, DIG. 12,
601/DIG. 14, DIG. 15, DIG. 16, DIG. 17, 48
CPC A61H 2201/0153; A61H 2201/0207;
A61H 2201/0263; A61H 2201/0111; A61H
2201/1253; A61H 2205/082; A61H 2205/085;
A61H 15/0085; A61H 19/00; A61H 19/30;
A61H 19/32; A61H 19/40; A61H 19/44;
A61H 19/50
See application file for complete search history.

6,261,251	B1 *	7/2001	Meyers	A61H 7/001 601/134
D456,909	S *	5/2002	Szabo	D24/214
D461,009	S *	7/2002	Viner	D24/214
6,758,826	B2 *	7/2004	Luetngen	A61H 19/34 601/135
6,988,997	B2	1/2006	Stultz		
D539,915	S *	4/2007	Timmer	D24/214
D554,270	S *	10/2007	Ano	D24/214
7,335,171	B2	2/2008	Ewell et al.		
D646,794	S *	10/2011	Hennessey	D24/214
D675,332	S *	1/2013	Tinder	D24/215
D690,431	S *	9/2013	Nohr	D24/215
D698,034	S *	1/2014	Gladieux, III	D24/215
D698,936	S *	2/2014	Pudhnum	D24/215
D722,176	S *	2/2015	Gutman	D24/215
2005/0015028	A1	1/2005	Luetngen		
2005/0113726	A1	5/2005	Prettyman		
2011/0224588	A1	9/2011	Grippio		
2012/0271345	A1	10/2012	Torres		
2013/0023807	A1	1/2013	Hennessey		
2013/0066245	A1	3/2013	Dagan		

* cited by examiner

Primary Examiner — Sandra Snapp
(74) *Attorney, Agent, or Firm* — Andrew Alia

(57) **CLAIM**
The ornamental design for an S shaped massaging tool, as shown and described.

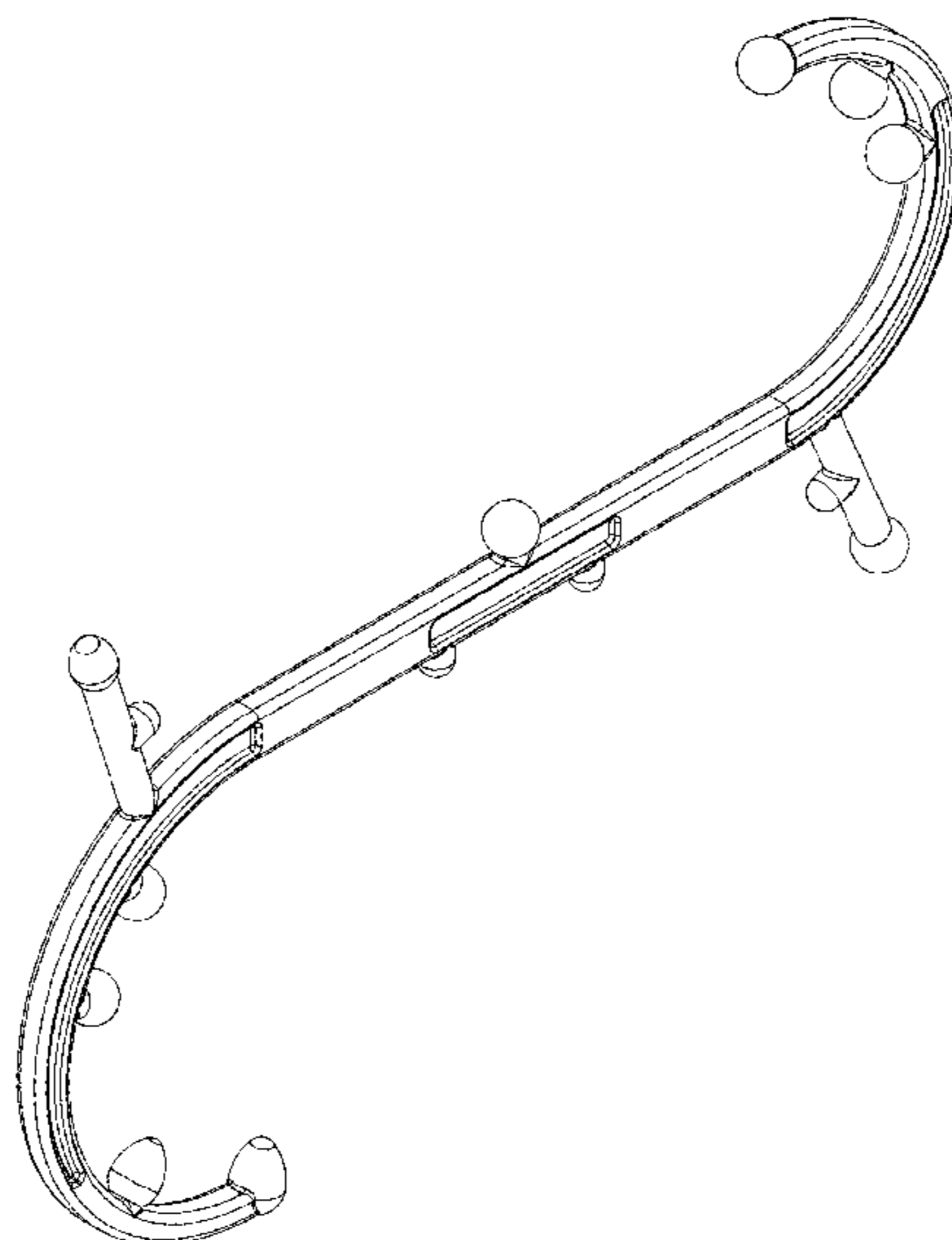
(56) **References Cited**
U.S. PATENT DOCUMENTS

4,266,536	A	5/1981	Casares		
D317,204	S *	5/1991	Hennessey	D24/211
D326,721	S *	6/1992	Ujifusa	D24/200
5,730,708	A	3/1998	Spratt		
D402,764	S *	12/1998	Chatfield	D24/211
D403,431	S *	12/1998	Gladieux, Jr.	D24/214
D405,536	S *	2/1999	Haynes	D24/214
D423,676	S *	4/2000	Lazio	D24/211
D436,181	S *	1/2001	Lazio	D24/214
6,241,693	B1	6/2001	Lambden		
D444,566	S *	7/2001	Thomas	D24/214

DESCRIPTION

FIG. 1 is a front view.
FIG. 2 is a left side view.
FIG. 3 is a right side view.
FIG. 4 is a rear view.
FIG. 5 is a top view.
FIG. 6 is a bottom view.
FIG. 7 is a prospective side view; and,
FIG. 8 is a perspective side view.

1 Claim, 8 Drawing Sheets



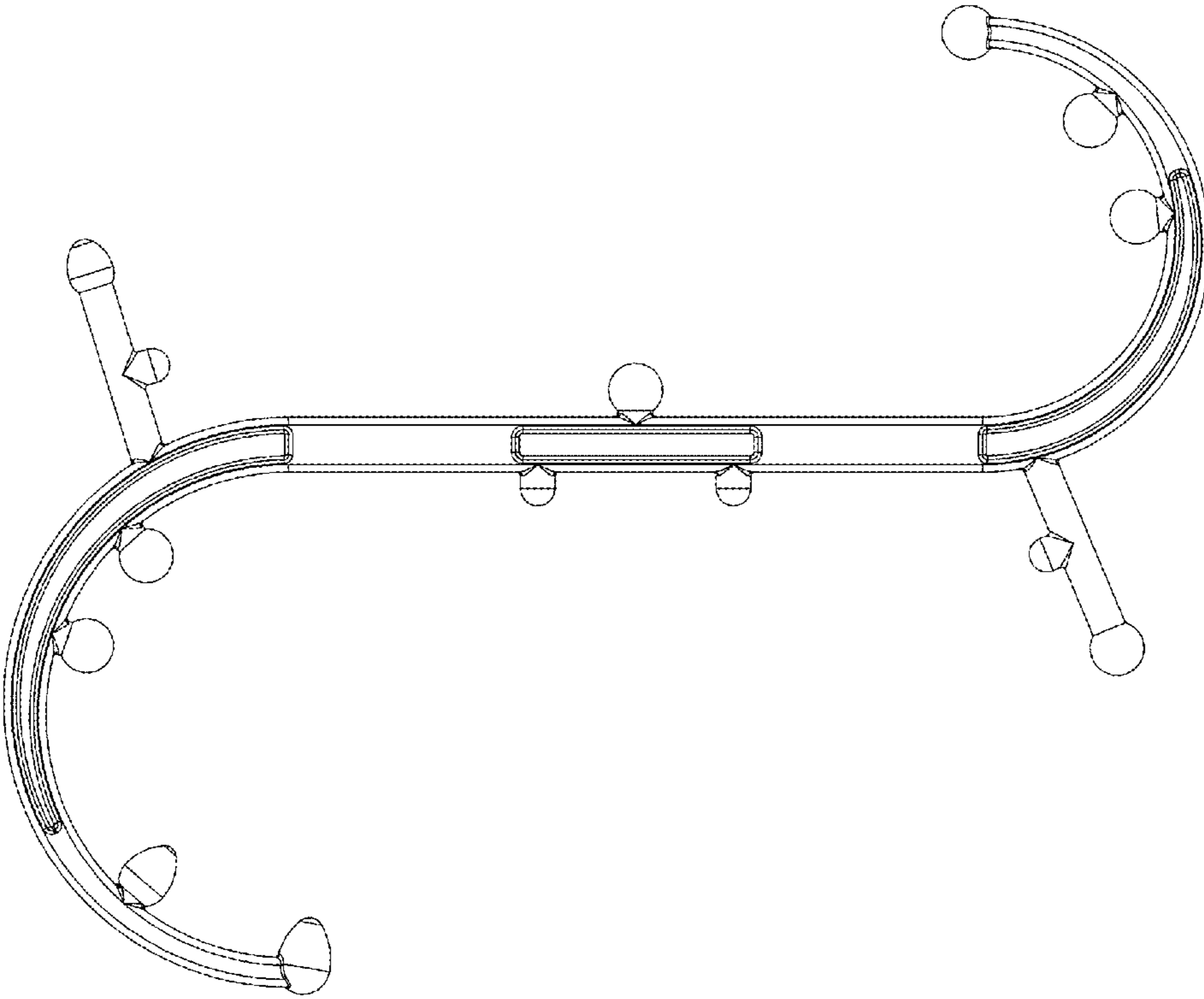


FIG. 1

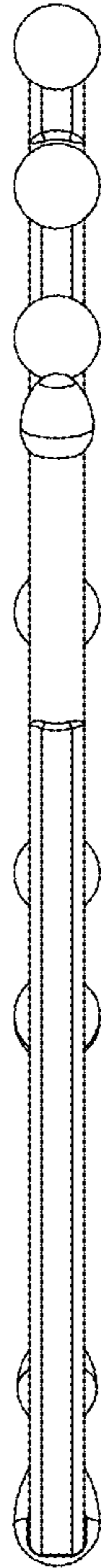


FIG. 2




FIG. 3

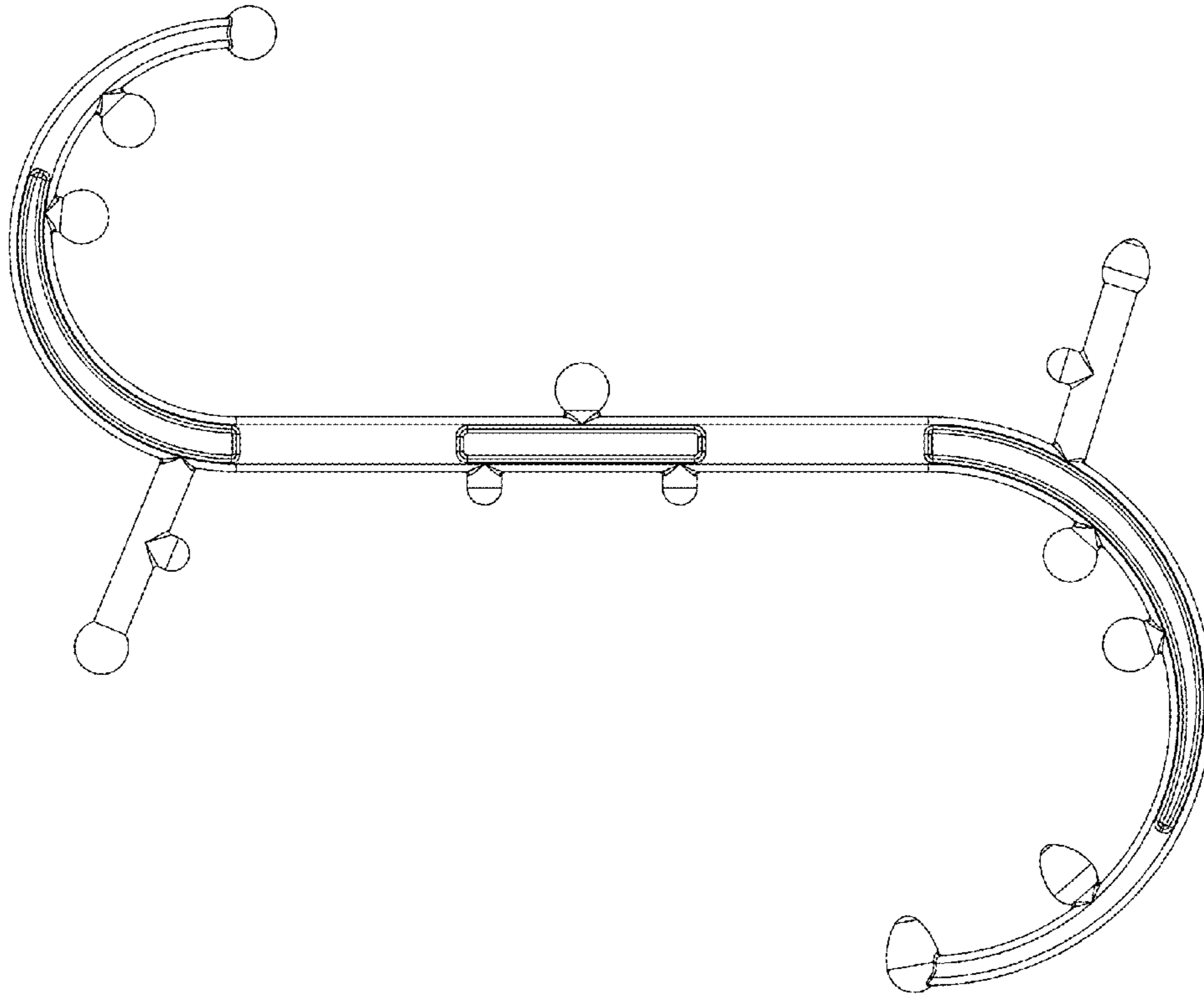


FIG. 4

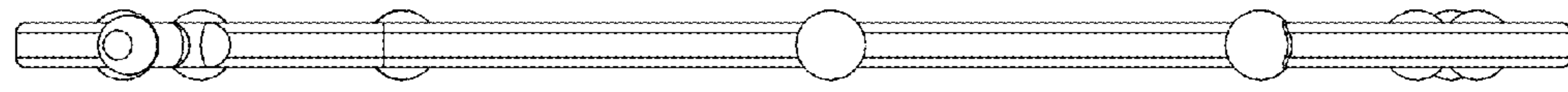


FIG. 5

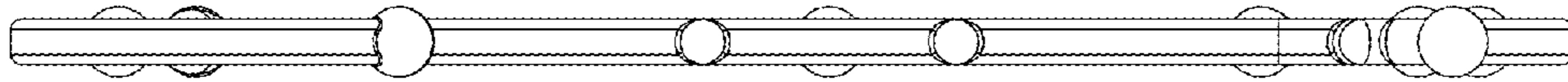


FIG. 6

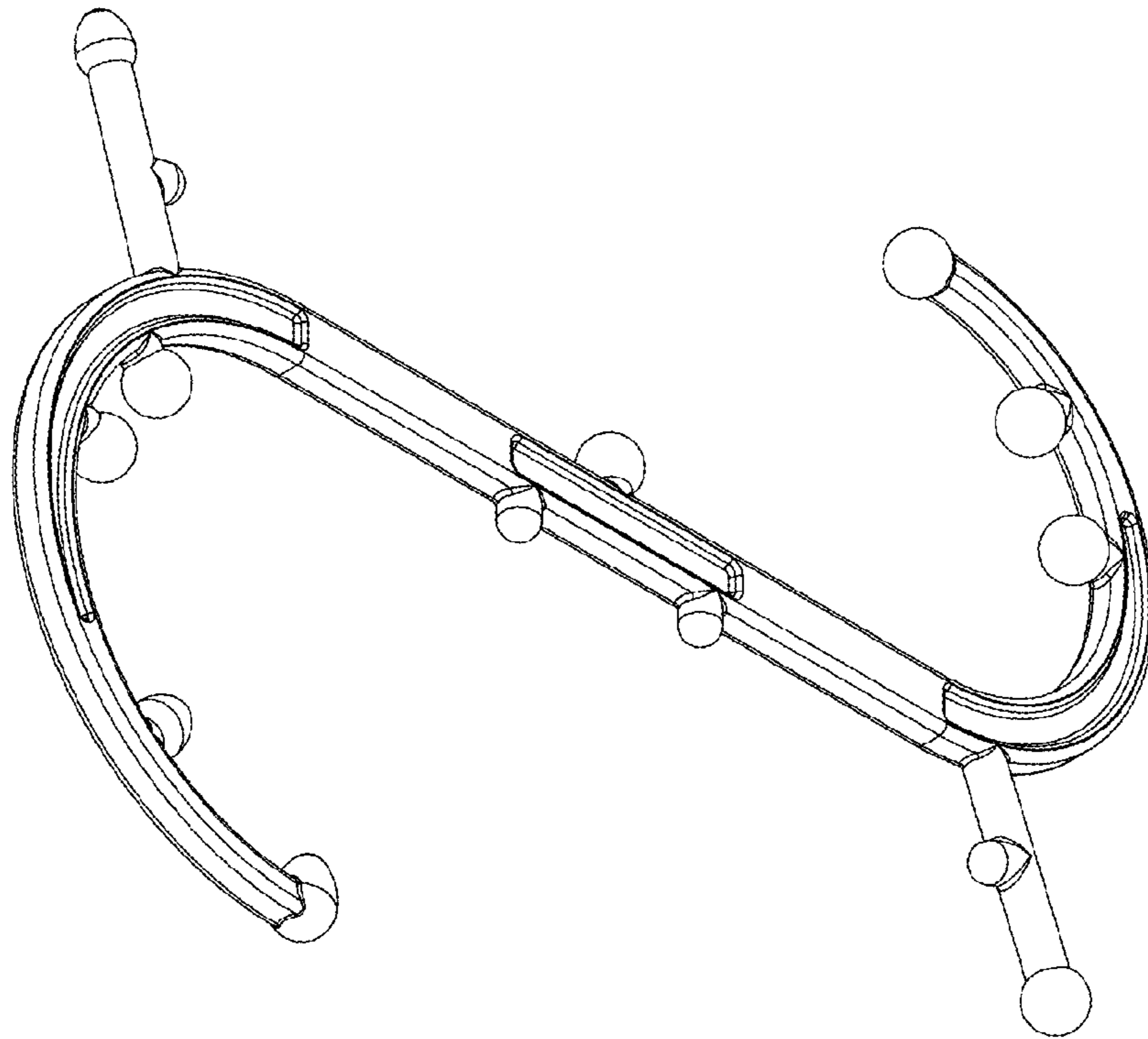


FIG. 7

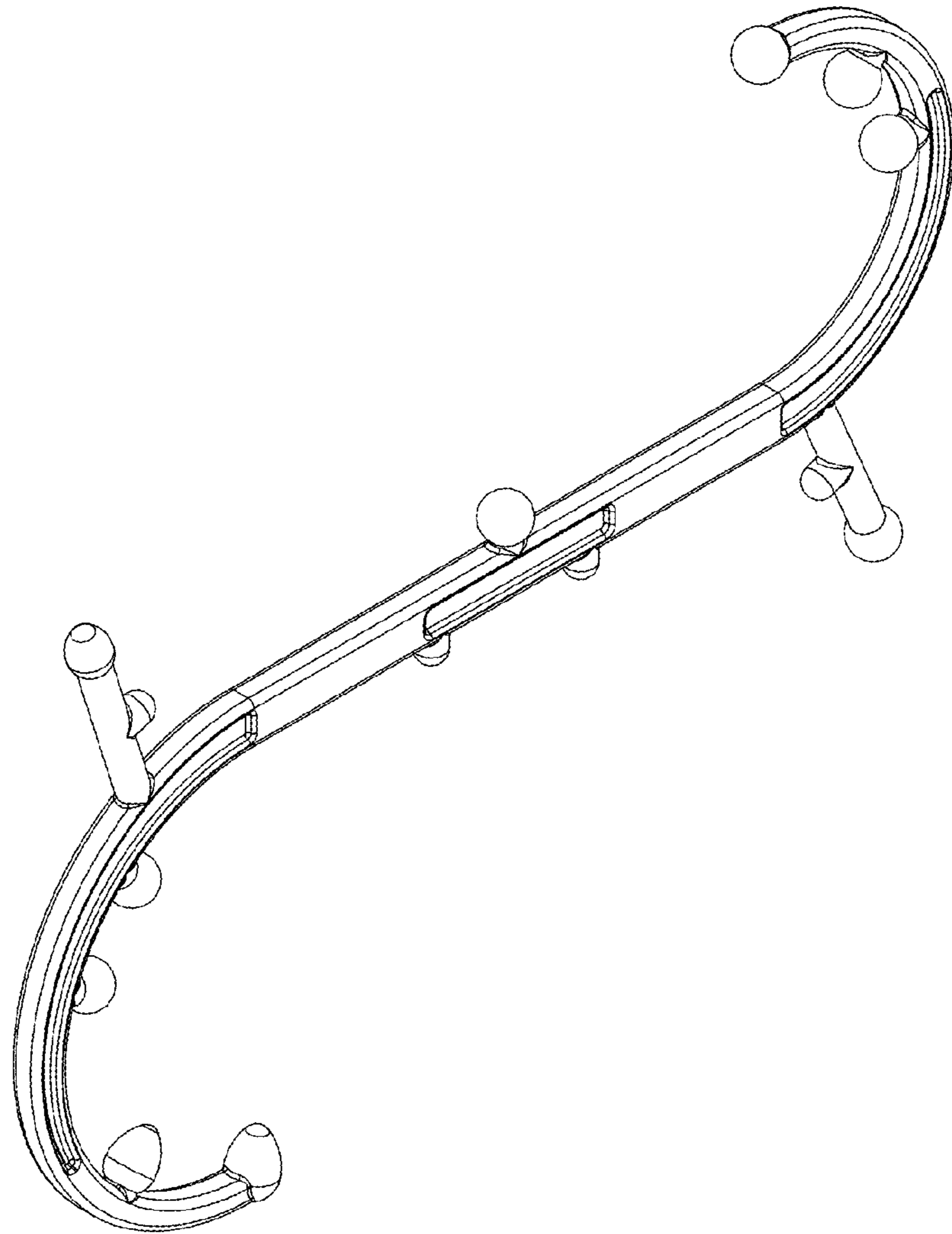


FIG. 8