



US00D742533S

(12) **United States Design Patent**
Kang

(10) **Patent No.:** **US D742,533 S**

(45) **Date of Patent:** **** Nov. 3, 2015**

- (54) **CAR SEAT COOLER**
- (71) Applicant: **COOL CARATS, LLC**, Phoenix, AZ (US)
- (72) Inventor: **Julie Kang**, Phoenix, AZ (US)
- (73) Assignee: **COOL CARATS, LLC**, Phoenix, AZ (US)

6,007,572	A *	12/1999	Baldwin	607/114
D438,628	S	3/2001	Yen et al.		
6,511,125	B1	1/2003	Gendron		
6,900,416	B1 *	5/2005	Erik	219/528
D513,146	S	12/2005	Griffin		
7,083,839	B2 *	8/2006	Fish et al.	428/35.7
D550,847	S *	9/2007	Kixmiller	D24/190
D595,859	S *	7/2009	Young	D24/190
D596,439	S *	7/2009	Hall	D6/608

(Continued)

- (**) Term: **14 Years**
- (21) Appl. No.: **29/479,201**

- (22) Filed: **Jan. 13, 2014**
- (51) **LOC (10) Cl.** **24-04**
- (52) **U.S. Cl.**
USPC **D24/207**
- (58) **Field of Classification Search**
USPC D24/206–208, 189–192; 607/96, 104, 607/108, 109–112, 114; D6/608, 609; 219/528, 529; 128/95.1, 100.1, 101.1, 128/876; 602/1–7, 17–27, 61–66, 74; 606/204, 27; 126/204; 601/15, DIG. 1, 601/DIG. 2, DIG. 15; 604/104; D29/101.2, D29/101.5, 120.1, 121.1; D3/327; 383/62, 383/78, 81–83, 89
CPC A61F 7/103; A61F 2007/0249; A61F 2007/0098
See application file for complete search history.

(56) **References Cited**

U.S. PATENT DOCUMENTS

2,847,002	A *	8/1958	Doumar	602/4
3,136,577	A	6/1964	Richard		
4,017,921	A	4/1977	Hernandez		
D267,427	S *	12/1982	Christensen et al.	D24/189
4,821,354	A	4/1989	Little		
D335,396	S *	5/1993	Keadle	D6/335
D341,513	S *	11/1993	Reeves et al.	D6/596
5,800,492	A *	9/1998	Manker	607/111
D408,542	S	4/1999	Hoover, Jr.		

OTHER PUBLICATIONS

Cool Carats, Cooltech car seat cooler, Sep. 26, 2014, <http://coolcarats.com/product/car-seat-cooler-two/>.*

Primary Examiner — David Muller

Assistant Examiner — Nathan Johnston

(74) *Attorney, Agent, or Firm* — Weiss & Moy, P.C.;
Veronica-Adele R. Cao

(57) **CLAIM**

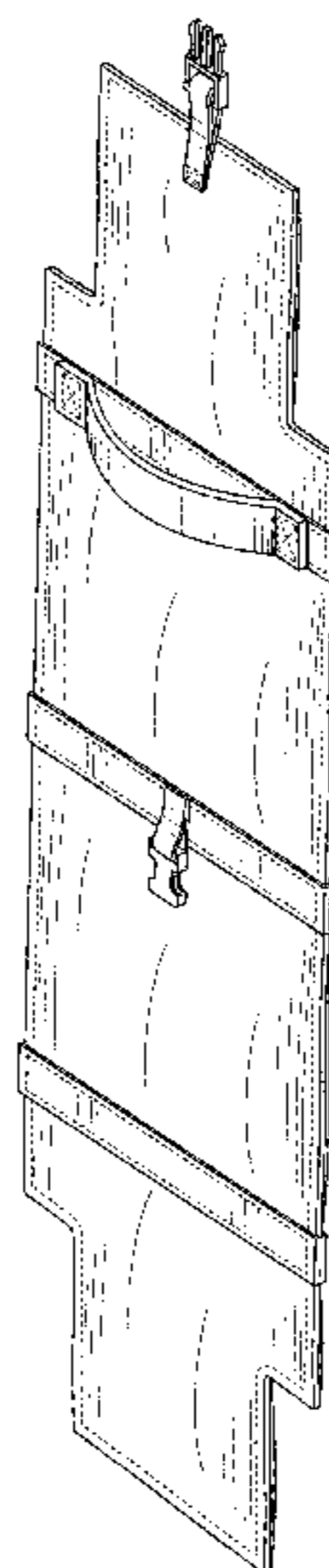
The ornamental design for a car seat cooler, as shown and described.

DESCRIPTION

FIG. 1 is a perspective view of a car seat cooler shown in an open position;
 FIG. 2 is a rear view thereof;
 FIG. 3 is a front view thereof;
 FIG. 4 is a right side view thereof;
 FIG. 5 is a left side view thereof;
 FIG. 6 is a left side view thereof;
 FIG. 7 is a bottom plan view thereof;
 FIG. 8 is a perspective view thereof shown in use with a car seat; and,
 FIG. 9 is a perspective view of thereof shown in a folded position.

The dashed lines within the boundaries of the claimed invention are stitching and form no part of the claimed design. The remaining broken lines show environmental subject matter and form no part of the claimed design.

1 Claim, 5 Drawing Sheets



(56)

References Cited

U.S. PATENT DOCUMENTS

D598,556 S *	8/2009	Chen	D24/190	D712,683 S *	9/2014	Faubion	D6/608
D613,870 S *	4/2010	Shust	D24/206	D726,928 S *	4/2015	Suzuki et al.	D24/206
D657,062 S *	4/2012	Chiang	D24/190	2002/0042641 A1 *	4/2002	Johnson	607/114
D660,439 S *	5/2012	Chen et al.	D24/190	2007/0194589 A1 *	8/2007	Aliev	296/39.1
D663,956 S *	7/2012	Swaggart	D3/327	2007/0250965 A1 *	10/2007	Sioul et al.	D29/121.1
D696,408 S *	12/2013	Chiang	D24/190	2007/0262624 A1 *	11/2007	Snedeker	297/219.1
					2011/0270144 A1 *	11/2011	Horvath	602/19
					2014/0262851 A1 *	9/2014	Adler et al.	206/38
					2014/0371828 A1 *	12/2014	Whitely	607/108

* cited by examiner

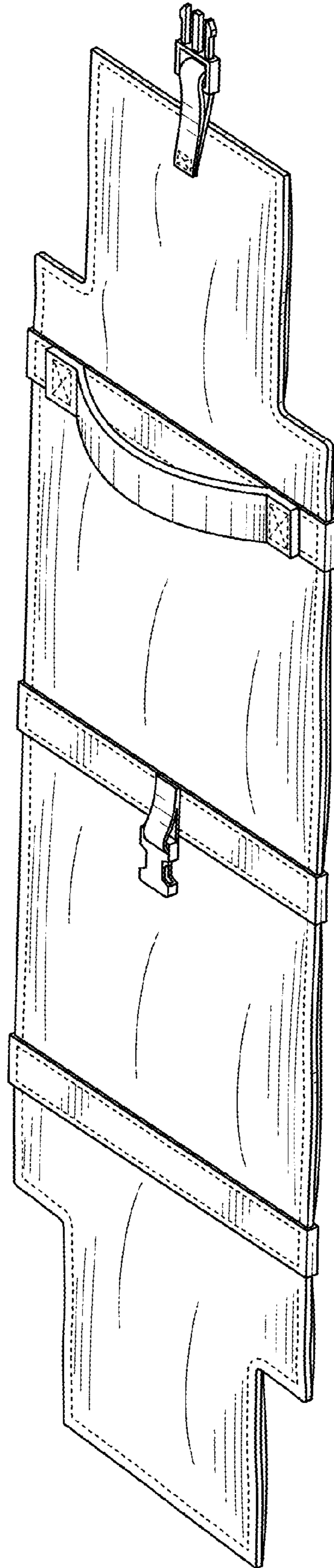


FIG. 1

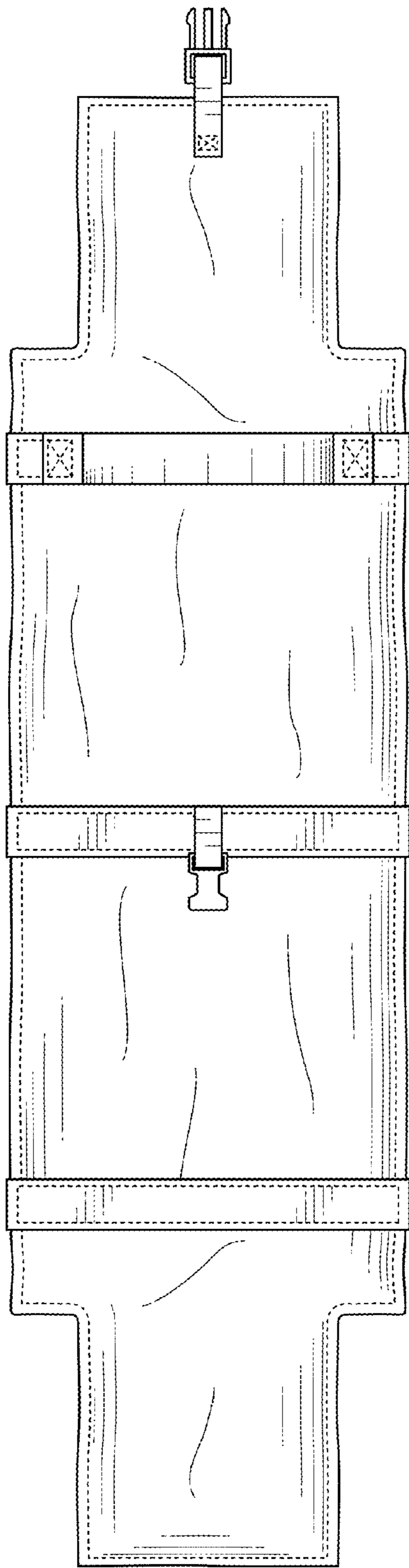


FIG. 2

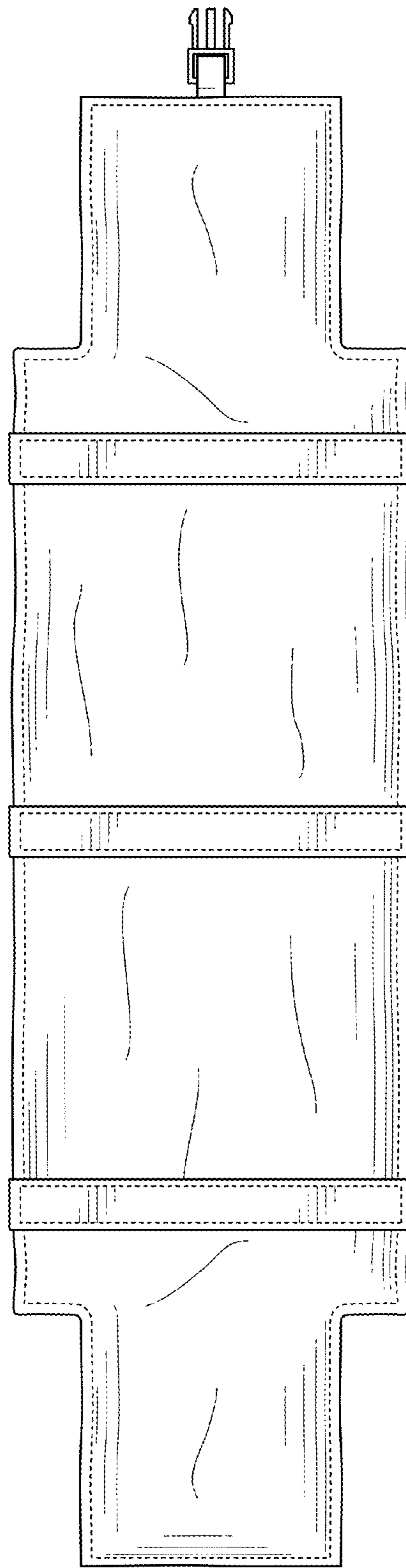


FIG. 3

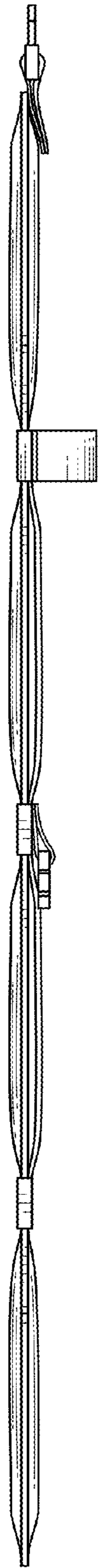


FIG. 4

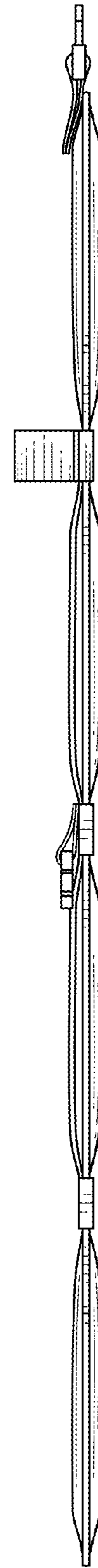


FIG. 5

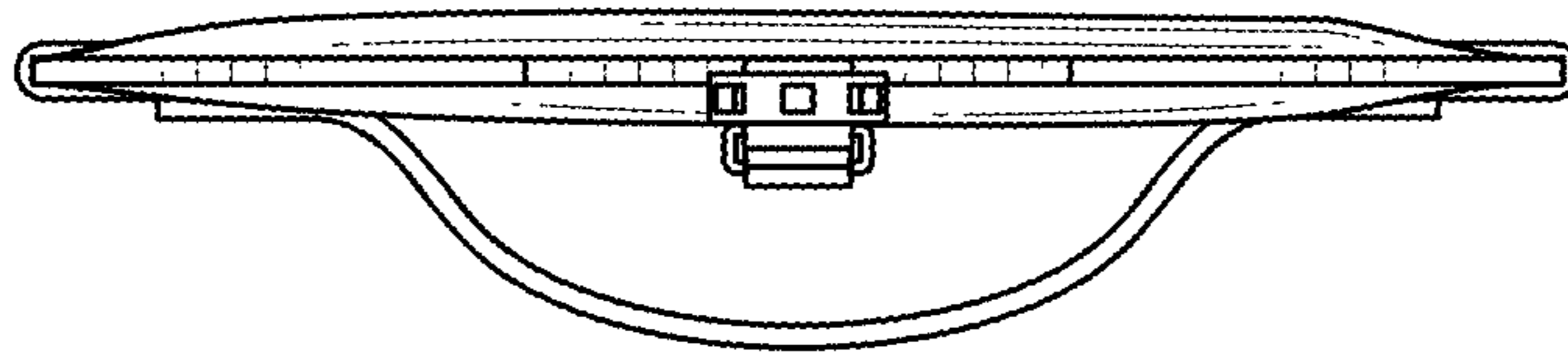


FIG. 6

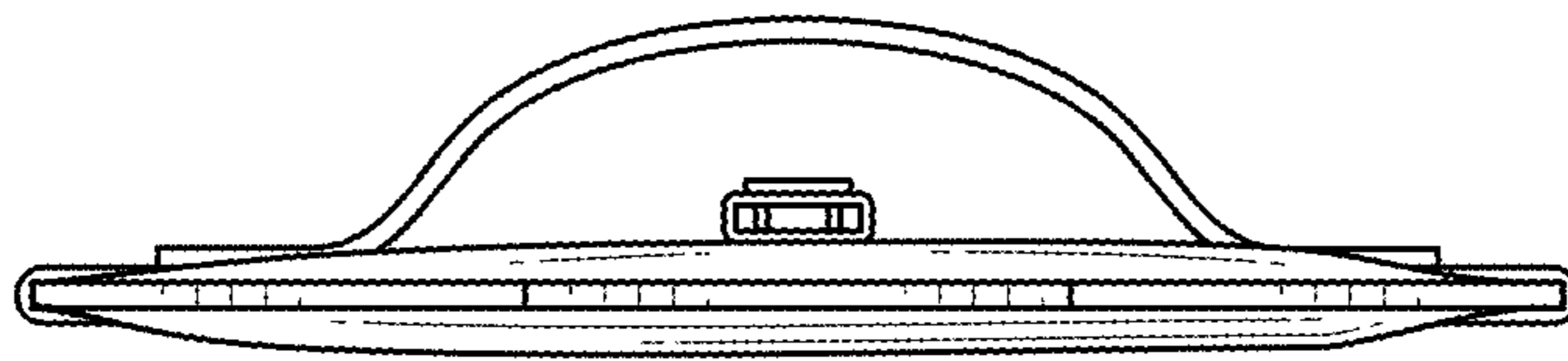


FIG. 7

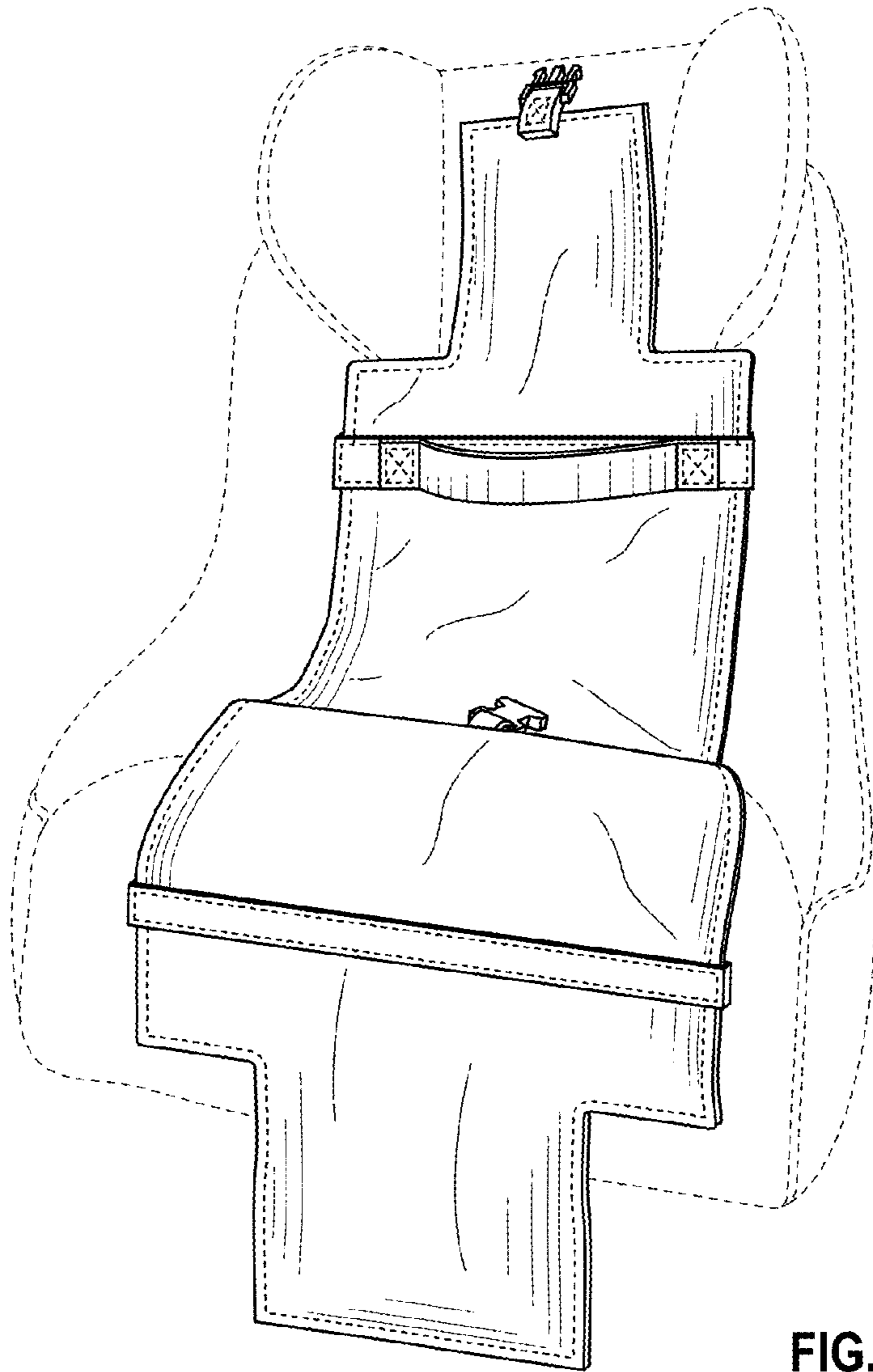


FIG. 8

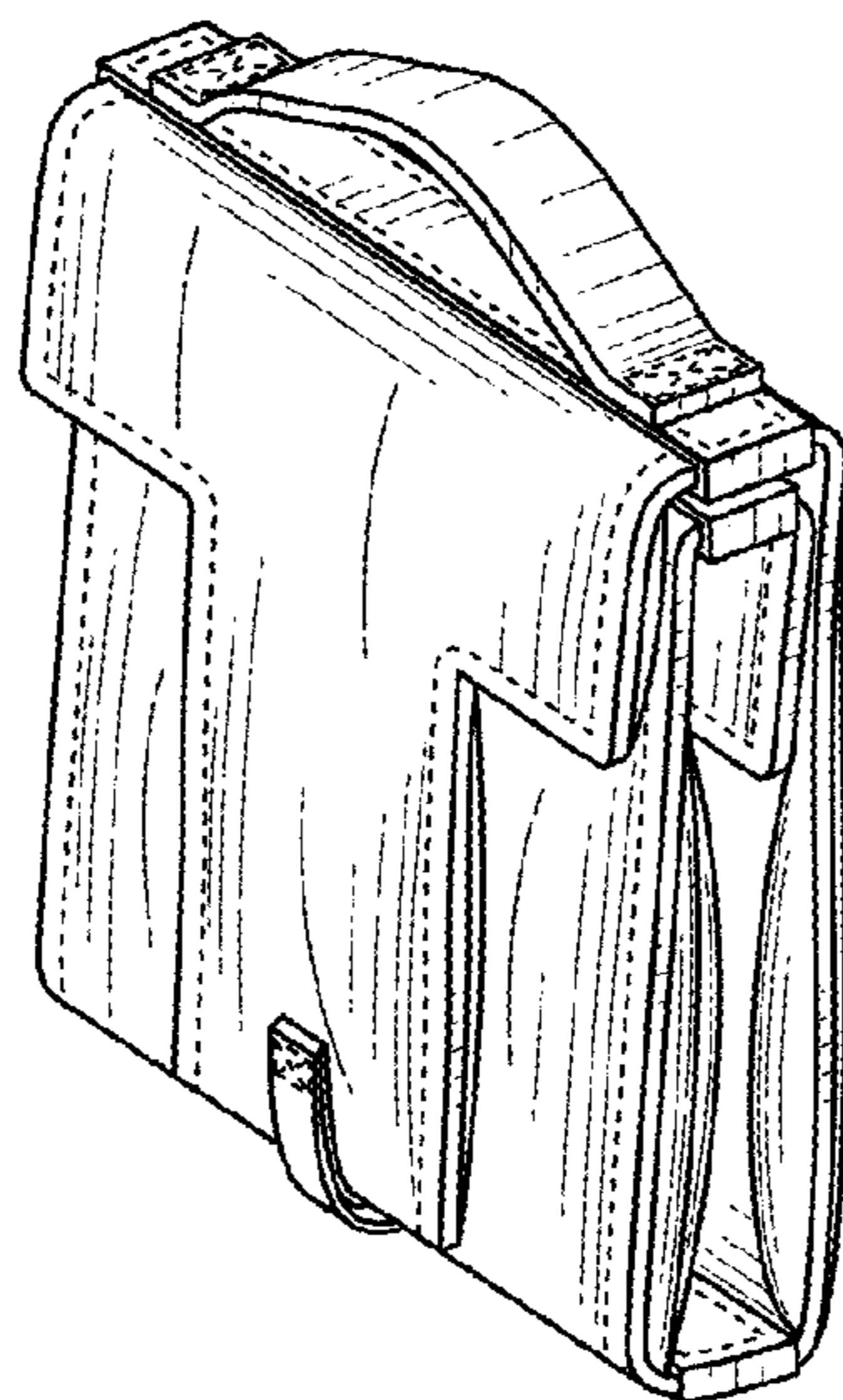


FIG. 9