



US00D742522S

(12) **United States Design Patent**
Szabo

(10) **Patent No.:** **US D742,522 S**
(45) **Date of Patent:** **** Nov. 3, 2015**

- (54) **RADIOPAQUE TAPE**
- (71) Applicant: **The Spectranetics Corporation,**
Colorado Springs, CO (US)
- (72) Inventor: **Gabe Szabo,** Colorado Springs, CO
(US)
- (73) Assignee: **The Spectranetics Corporation,**
Colorado Springs, CO (US)

5,189,690 A 2/1993 Samuel
 5,193,106 A 3/1993 DeSena
 5,216,700 A * 6/1993 Cherian 378/163
 5,260,985 A 11/1993 Mosby
 D375,324 S 11/1996 Grass
 5,743,899 A 4/1998 Zinreich
 5,953,826 A 9/1999 Goodyer et al.
 6,067,722 A 5/2000 Goodyer et al.

(Continued)

(**) Term: **14 Years**

EP 1352208 A2 7/2002
 EP 1493387 A2 1/2005

(21) Appl. No.: **29/513,416**

(Continued)

(22) Filed: **Dec. 30, 2014**

OTHER PUBLICATIONS

(51) **LOC (10) Cl.** **24-01**

Design U.S. Appl. No. 29/513,412 entitled Radiopaque Tape filed
Dec. 30, 2014.

(52) **U.S. Cl.**

USPC **D24/158**

(Continued)

(58) **Field of Classification Search**

USPC D24/158-161, 140; D20/22-24, 30;
 D10/64, 65, 70, 71; 378/162-165;
 600/414, 420, 426; D5/29, 30
 CPC A61B 19/54; A61B 2019/5454; A61B
 2019/5466
 See application file for complete search history.

Primary Examiner — Anhdao Doan

(74) *Attorney, Agent, or Firm* — Faegre Baker Daniels LLP

(57) **CLAIM**

The ornamental design for a radiopaque tape, as shown and
described.

(56) **References Cited**

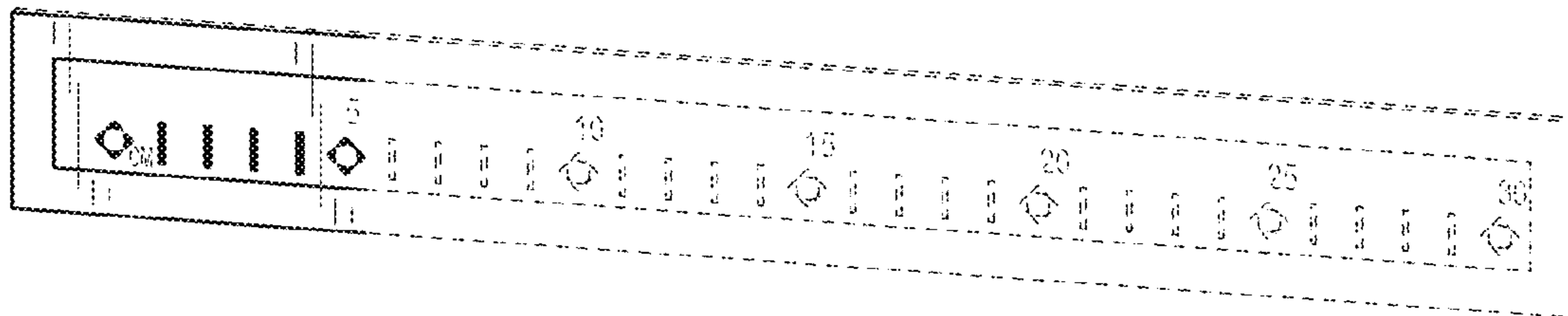
DESCRIPTION

U.S. PATENT DOCUMENTS

2,650,308 A 8/1953 Catlin
 D199,807 S * 12/1964 Wilson D10/71
 3,941,127 A * 3/1976 Froning 604/506
 D251,547 S * 4/1979 McLeod D10/57
 4,194,122 A 3/1980 Mitchell et al.
 4,204,706 A 5/1980 Blum et al.
 4,334,530 A 6/1982 Hassell
 D273,769 S * 5/1984 Sidrak D10/71
 4,506,676 A 3/1985 Duska
 4,543,091 A * 9/1985 Froning et al. 604/116
 4,860,331 A 8/1989 Williams et al.
 4,985,019 A 1/1991 Michelson
 D322,125 S * 12/1991 Dorsey D24/140

FIG. 1 is a front perspective view of a radiopaque tape show-
 ing the new design;
 FIG. 2 is a front side view thereof;
 FIG. 3 is a back (rear) side view thereof;
 FIG. 4 is a top side view thereof;
 FIG. 5 is a bottom side view thereof;
 FIG. 6 is a left side (end) view thereof; and,
 FIG. 7 is a right side (end) view thereof.
 The broken lines shown in the drawings represent portions of
 the radiopaque tape that form no part of the claimed design.

1 Claim, 1 Drawing Sheet



(56)

References Cited

U.S. PATENT DOCUMENTS

6,198,807 B1 3/2001 DeSena
 D442,099 S * 5/2001 Davis et al. D10/74
 6,269,148 B1 7/2001 Jessop et al.
 6,333,970 B1 12/2001 LeMaitre et al.
 6,356,621 B1 3/2002 Furumori et al.
 D463,564 S 9/2002 Siegwart et al.
 6,637,124 B2 10/2003 Pederson
 6,658,089 B1 12/2003 Mohr et al.
 6,714,628 B2 3/2004 Broyles et al.
 6,826,257 B2 11/2004 Sayre et al.
 D503,980 S * 4/2005 Sayre et al. D24/158
 D515,701 S 2/2006 Horhota et al.
 7,086,172 B2 8/2006 Gunnar et al.
 7,127,040 B2 10/2006 Sayre et al.
 D559,985 S 1/2008 Dzierlatka
 D602,590 S * 10/2009 Dzierlatka D24/158
 D634,010 S 3/2011 DeCarlo
 D646,789 S 10/2011 Barth
 D652,331 S * 1/2012 Weise et al. D10/71
 D655,341 S 3/2012 Yanagawa et al.
 8,204,575 B2 6/2012 Stetz et al.
 8,357,145 B2 1/2013 Schleicher et al.
 D698,029 S 1/2014 Traboulsi et al.

D704,343 S 5/2014 Inoo et al.
 2004/0116802 A1 6/2004 Jessop et al.
 2007/0073143 A1* 3/2007 Siegel et al. 600/426
 2011/0051892 A1 3/2011 Shafer
 2012/0065503 A1 3/2012 Rogers et al.
 2012/0302863 A1 11/2012 O'Neill
 2014/0094678 A1 4/2014 Traboulsi et al.
 2014/0270067 A1* 9/2014 Clark 378/62

FOREIGN PATENT DOCUMENTS

EP 1069395 B1 7/2006
 EP 2133037 B1 9/2010
 EP 2531107 A1 12/2012
 WO 2014032171 A1 3/2014

OTHER PUBLICATIONS

Design U.S. Appl. No. 29/513,413 entitled Radiopaque Tape filed Dec. 30, 2014.
 Design U.S. Appl. No. 29/513,414 entitled Radiopaque Tape filed Dec. 30, 2014.
 Design U.S. Appl. No. 29/513,415 entitled Radiopaque Tape filed Dec. 30, 2014.

* cited by examiner

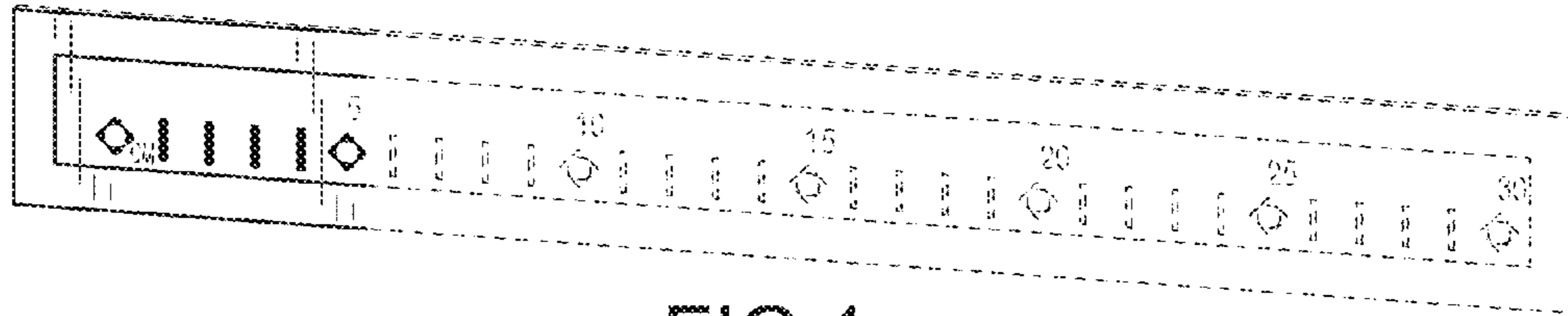


FIG. 1

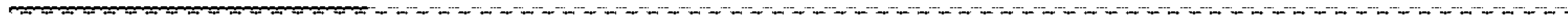


FIG. 2




FIG. 3




FIG. 4



FIG. 5

FIG. 6

FIG. 7