



US00D742491S

(12) **United States Design Patent**  
**Yamaguchi**

(10) **Patent No.:** **US D742,491 S**  
(45) **Date of Patent:** **\*\* Nov. 3, 2015**

- (54) **CATALYST CARRIER FOR GAS PURIFICATION**
- (71) Applicant: **NGK INSULATORS, LTD.,**  
Nagoya-Shi (JP)
- (72) Inventor: **Takaya Yamaguchi,** Nagoya (JP)
- (73) Assignee: **NGK Insulators, Ltd.,** Nagoya-Shi (JP)
- (\*\*) Term: **15 Years**
- (21) Appl. No.: **29/527,540**
- (22) Filed: **May 20, 2015**

**Related U.S. Application Data**

- (62) Division of application No. 29/460,958, filed on Jul. 17, 2013.
- (51) **LOC (10) Cl.** ..... **23-04**
- (52) **U.S. Cl.**  
USPC ..... **D23/355**
- (58) **Field of Classification Search**  
USPC ..... D23/314, 325, 329, 333, 334, 335, 342,  
D23/355, 356, 358, 359, 364, 386, 387, 388,  
D23/389, 390, 391  
CPC . F02D 41/021; F02D 41/027; F02D 41/0275;  
F02D 41/0285; F02D 41/029; F01N 3/02;  
F01N 3/0217; F01N 3/0218; F01N 3/022;  
F01N 3/0228; F01N 3/035; F01N 3/0878;  
B01D 53/00; B01D 53/0407  
See application file for complete search history.

(56) **References Cited**

**U.S. PATENT DOCUMENTS**

- D251,619 S \* 4/1979 Hallock et al. .... D25/155
- D254,207 S \* 2/1980 Holmberg ..... D23/358
- D254,506 S \* 3/1980 Holmberg ..... D23/358
- 4,385,012 A \* 5/1983 Priestley ..... 261/112.2
- D300,240 S \* 3/1989 Sakuma et al. .... D23/314
- D300,771 S \* 4/1989 Holmberg ..... D23/314

- D306,205 S \* 2/1990 Pettersson et al. .... D23/412
- 5,039,567 A \* 8/1991 Landi et al. .... 428/116
- 5,147,583 A \* 9/1992 Bugler et al. .... 261/112.2
- D331,102 S \* 11/1992 Rademaker ..... D23/388
- D357,732 S \* 4/1995 Spechts et al. .... D23/388
- 5,804,073 A \* 9/1998 Ter Horst ..... 210/493.3
- D414,281 S \* 9/1999 Sassenberg ..... D25/152
- 6,385,987 B2 \* 5/2002 Schlom et al. .... 62/304
- 6,534,021 B1 \* 3/2003 Maus ..... 422/180
- 6,715,740 B2 \* 4/2004 Engh et al. .... 261/112.1
- D502,990 S \* 3/2005 Morris, III ..... D23/390
- 6,860,279 B2 \* 3/2005 Dunn ..... 134/182

(Continued)

*Primary Examiner* — Eric Goodman  
*Assistant Examiner* — Bao-Yen Nguyen  
(74) *Attorney, Agent, or Firm* — Burr & Brown, PLLC

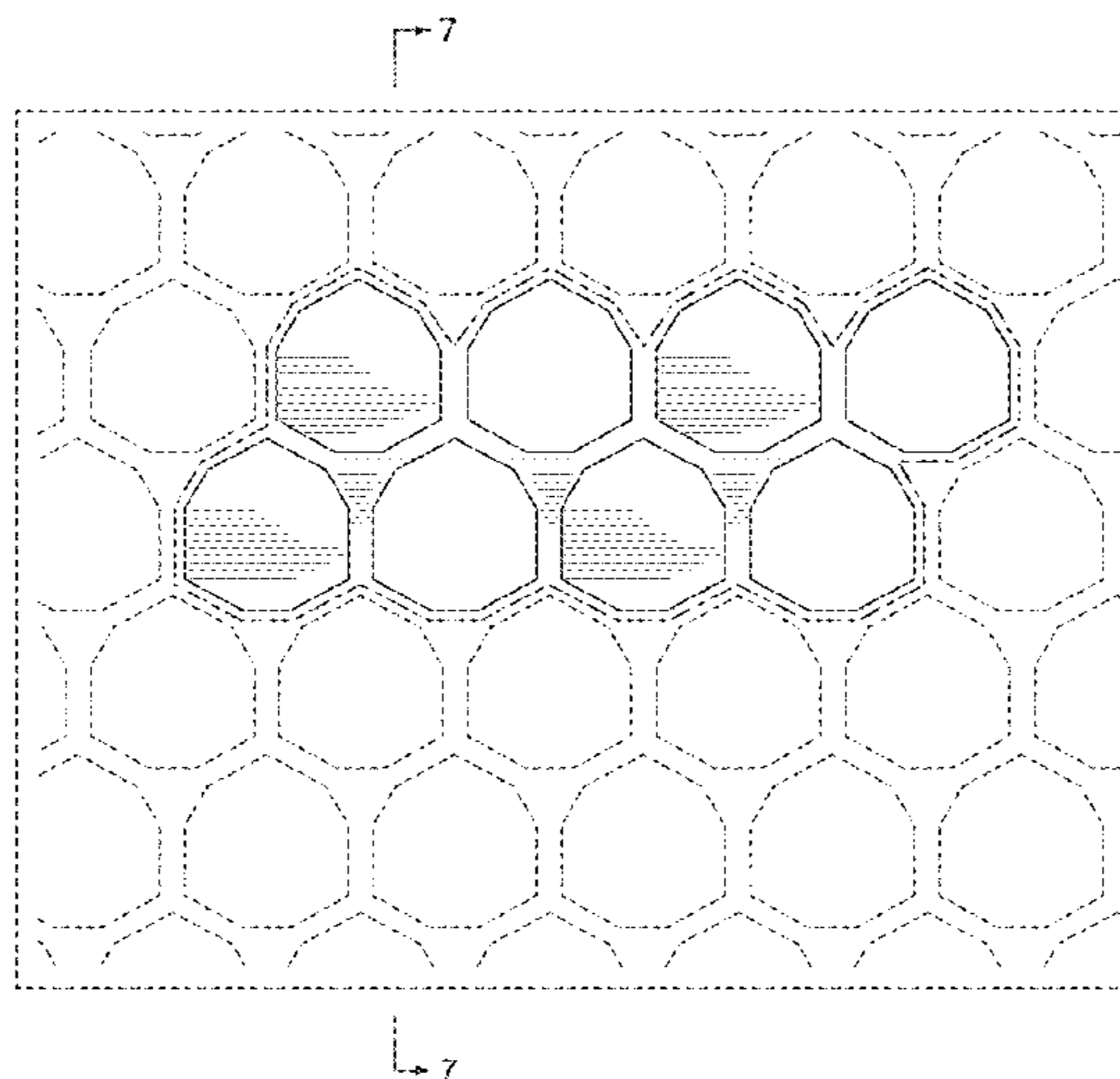
(57) **CLAIM**

The ornamental design for a catalyst carrier for gas purification, as shown and described.

**DESCRIPTION**

FIG. 1 is a perspective view of a catalyst carrier for gas purification illustrating my new design;  
 FIG. 2 is a front view thereof;  
 FIG. 3 is a top view thereof, the bottom view thereof being a mirror image;  
 FIG. 4 is a right side view thereof, the left side view thereof being a mirror image;  
 FIG. 5 is an enlarged partial front view thereof;  
 FIG. 6 is a cross-sectional view taken through line 6-6 of FIG. 2; and,  
 FIG. 7 is a middle omitted cross-sectional view taken through line 7-7 of FIG. 5.  
 The broken lines in the drawings depict unclaimed subject matter only and form no part of the claimed design.  
 The catalyst carrier for gas purification is shown with a symbolic break in its length in FIG. 7. The appearance of any portion of the article between the break lines forms no part of the claimed design.

**1 Claim, 7 Drawing Sheets**



(56)

**References Cited**

U.S. PATENT DOCUMENTS

D505,193 S \* 5/2005 Hale ..... D23/333  
D523,110 S \* 6/2006 Anderson ..... D23/209  
D541,396 S \* 4/2007 Fawcett et al. .... D23/314  
D567,343 S \* 4/2008 Kinney et al. .... D23/314  
D573,943 S \* 7/2008 Ono et al. .... D13/102

D632,247 S \* 2/2011 Stancel et al. .... D13/102  
2002/0078667 A1 \* 6/2002 Ishihara et al. .... 55/282.3  
2003/0024220 A1 \* 2/2003 Ishihara et al. .... 55/523  
2004/0060769 A1 \* 4/2004 Hentschel et al. .... 181/220  
2005/0076627 A1 \* 4/2005 Itou et al. .... 55/523  
2006/0001182 A1 \* 1/2006 Kinney et al. .... 261/112.2  
2013/0058839 A1 \* 3/2013 Miyairi ..... 422/177

\* cited by examiner

Fig.1

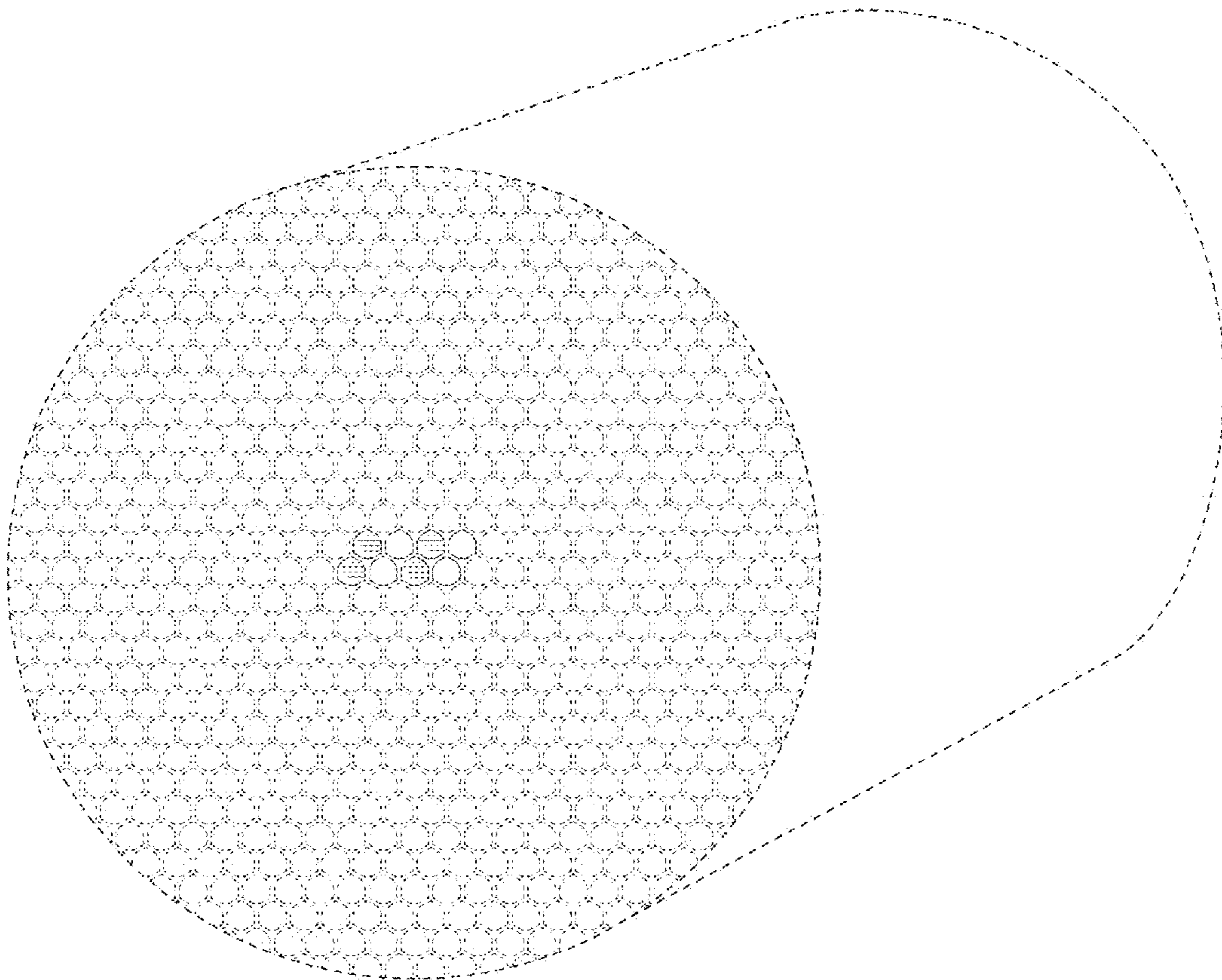




Fig.2

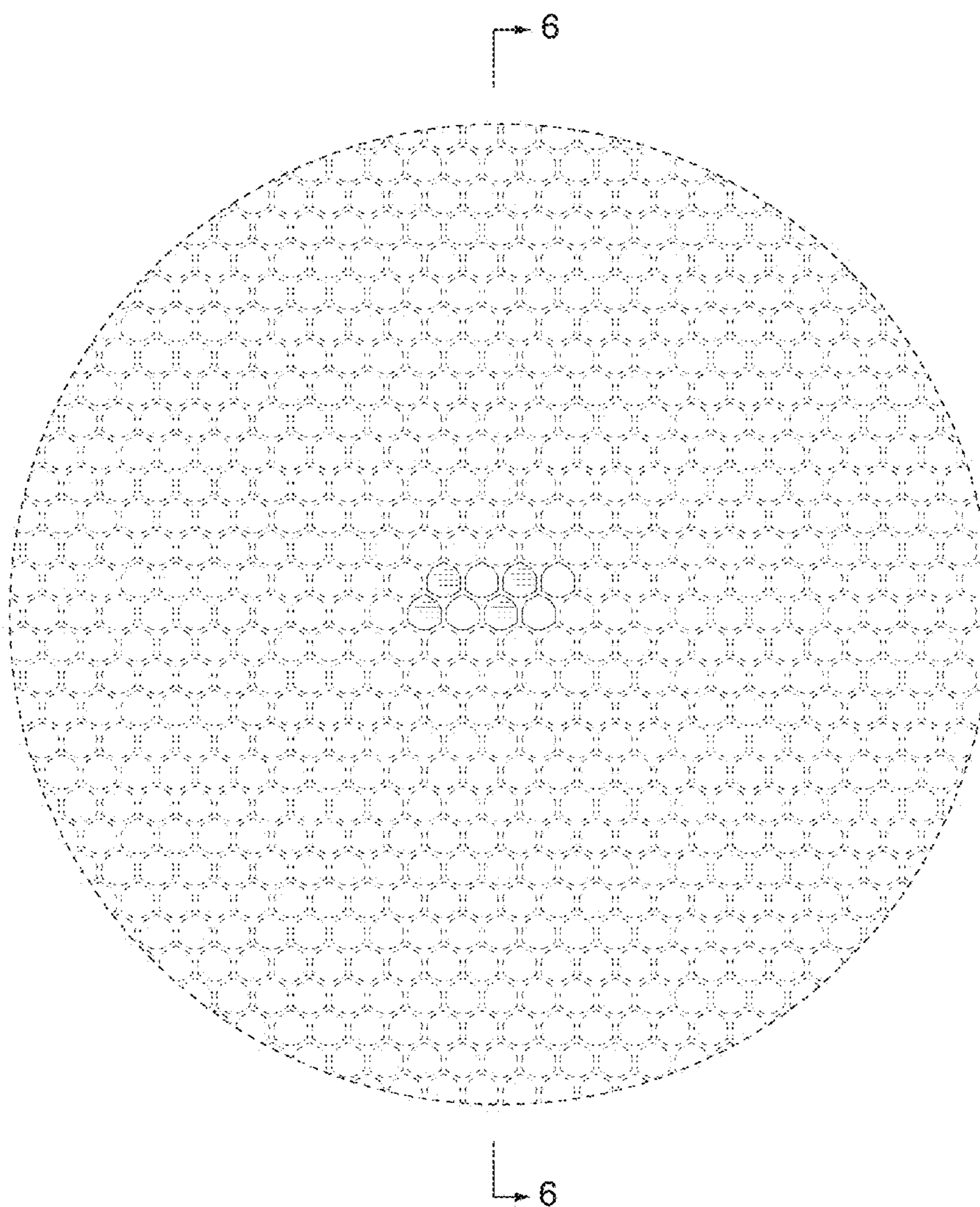


Fig.3



Fig.4




Fig. 5

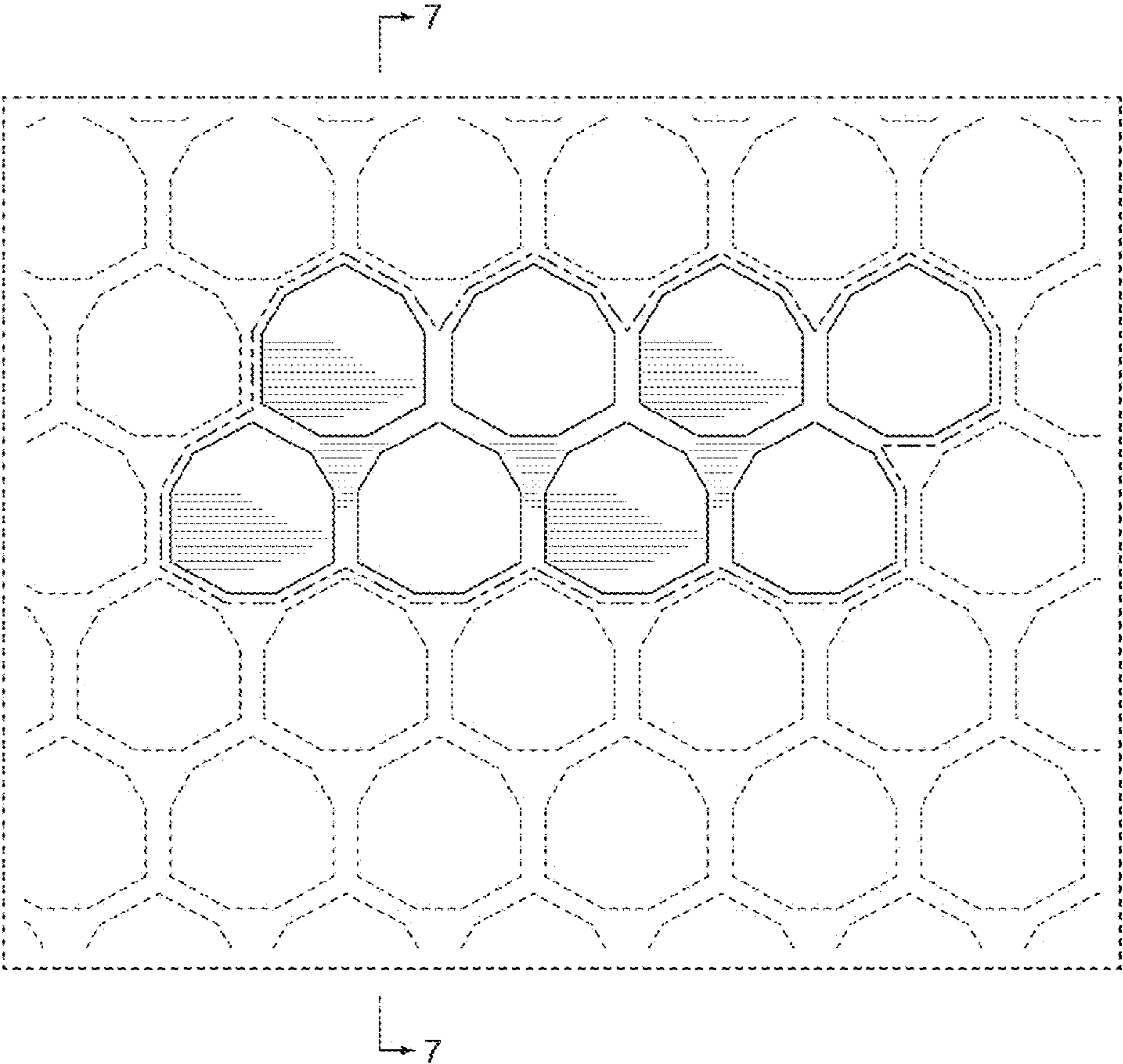


Fig.6






Fig.7

