



US00D742477S

(12) **United States Design Patent**  
**Cook, Jr. et al.**

(10) **Patent No.:** **US D742,477 S**

(45) **Date of Patent:** **\*\* Nov. 3, 2015**

(54) **FISHING LURE**

(56) **References Cited**

U.S. PATENT DOCUMENTS

(71) Applicants: **Victor J. Cook, Jr.**, Columbus, OH  
(US); **Grant Koppers**,  
Niagara-On-The-Lake (CA)

D449,871 S *	10/2001	Keywan et al. ....	D22/133
D561,867 S *	2/2008	Anderson .....	D22/133
D662,172 S *	6/2012	Rago .....	D22/131
D676,100 S *	2/2013	Cook et al. ....	D22/133
D676,103 S *	2/2013	Cook et al. ....	D22/133
D692,521 S *	10/2013	Vainio .....	D22/133
D710,483 S *	8/2014	Cook et al. ....	D22/133
D713,925 S *	9/2014	Vainio .....	D22/133

(72) Inventors: **Victor J. Cook, Jr.**, Columbus, OH  
(US); **Grant Koppers**,  
Niagara-On-The-Lake (CA)

\* cited by examiner

(73) Assignee: **Kappers Fishing and Tackle Corp.**,  
Niagara-On-The-Lake (CA)

*Primary Examiner* — Catheri Oliver-Garcia  
(74) *Attorney, Agent, or Firm* — Wm. Cates Rambo

(\*\*) Term: **14 Years**

(57) **CLAIM**  
The ornamental design for a fishing lure, as shown and described.

(21) Appl. No.: **29/495,205**

**DESCRIPTION**

(22) Filed: **Jun. 27, 2014**

(51) **LOC (10) Cl.** ..... **22-05**

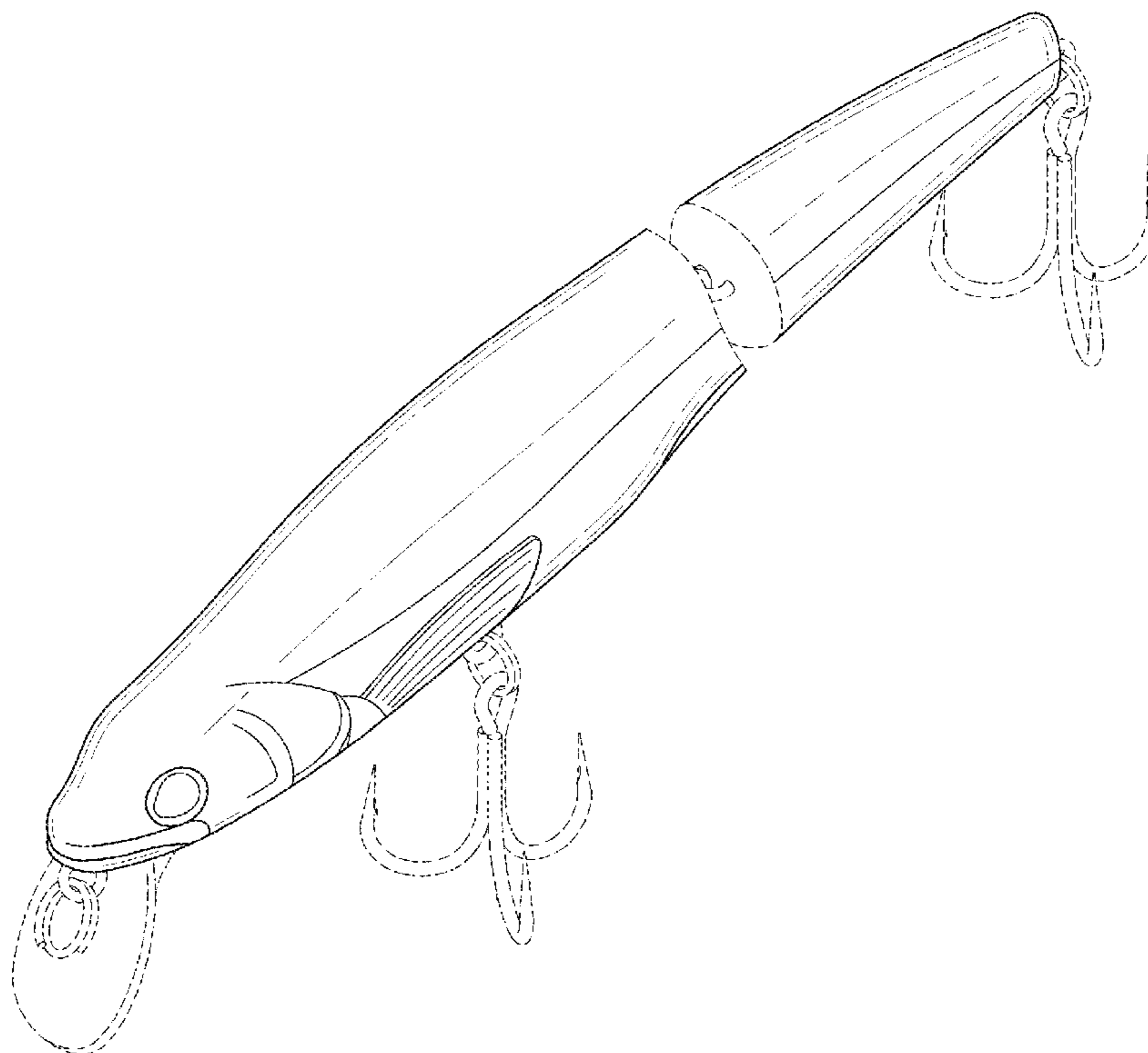
(52) **U.S. Cl.**  
USPC ..... **D22/133**

(58) **Field of Classification Search**  
USPC ..... D22/126-133; 43/42.09, 42.22, 42.43,  
43/42.44, 42.28, 42.45, 42.08, 42.06, 42.4,  
43/17.6

FIG. 1 is a perspective view of a fishing lure;  
FIG. 2 is a right side elevational view thereof;  
FIG. 3 is a left side elevational view thereof;  
FIG. 4 is a top plan view thereof;  
FIG. 5 is a bottom plan view thereof;  
FIG. 6 is a front elevational view thereof; and,  
FIG. 7 is a rear elevational view thereof.  
The portions shown in broken lines are included for illustrative purposes only and form no part of the claimed design.

See application file for complete search history.

**1 Claim, 3 Drawing Sheets**



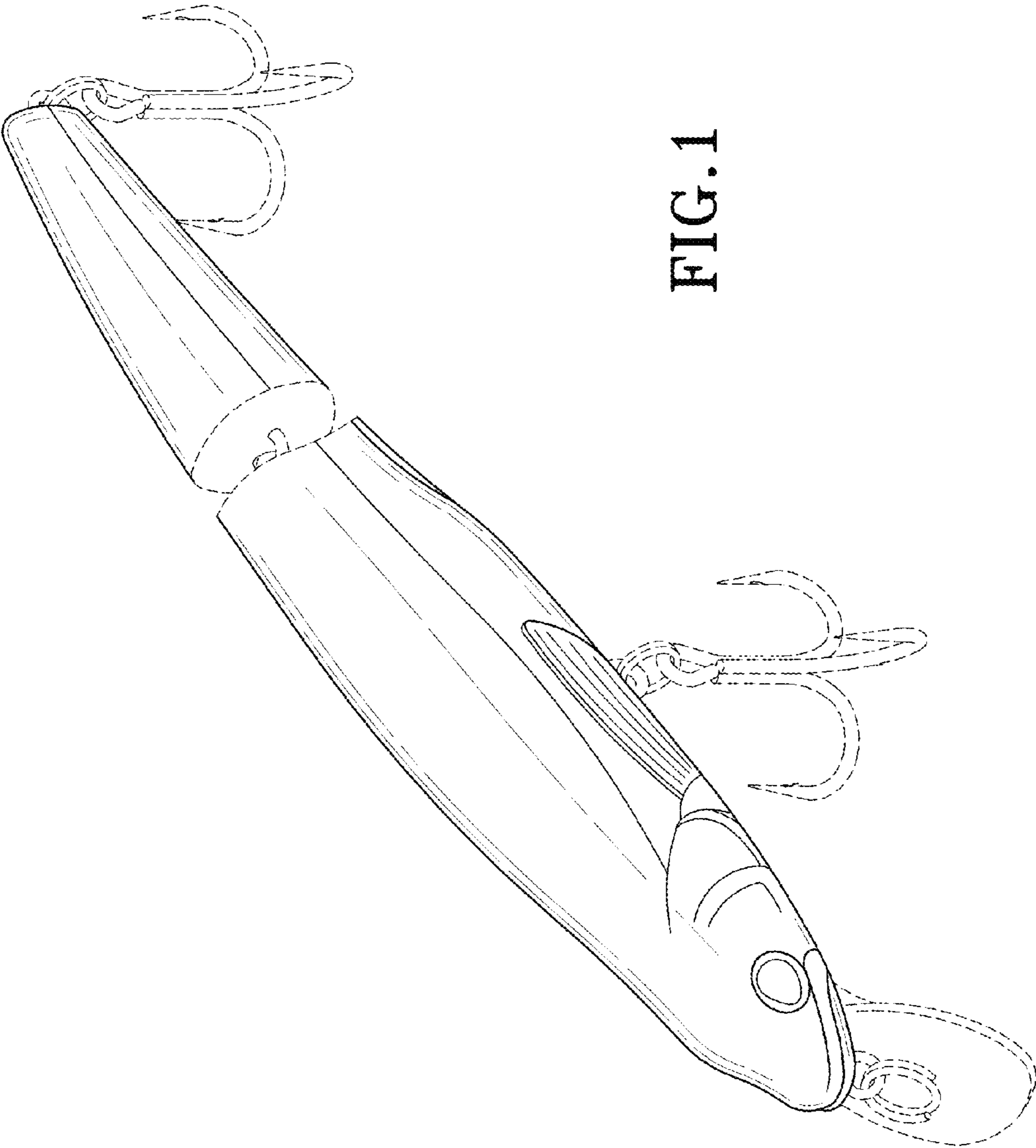


FIG. 1

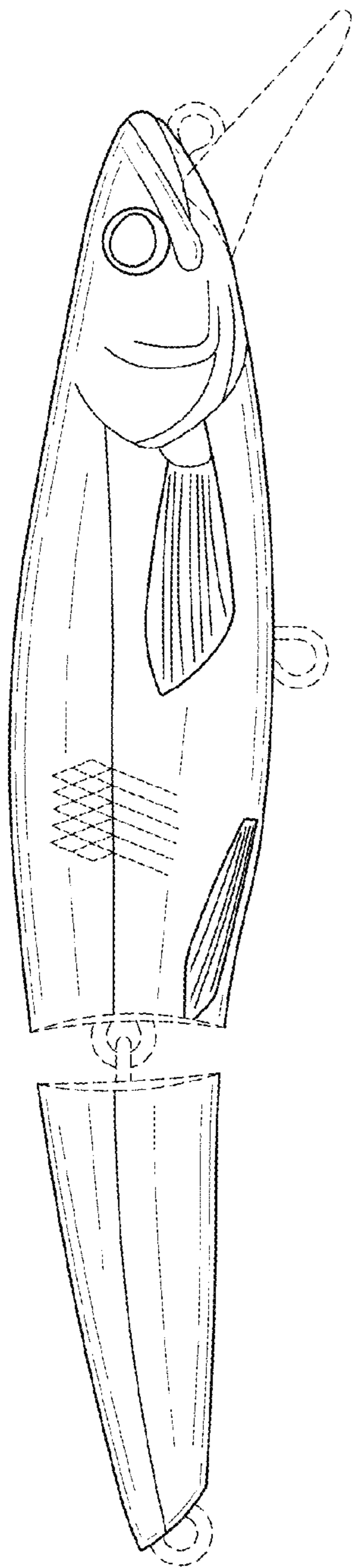


FIG. 2

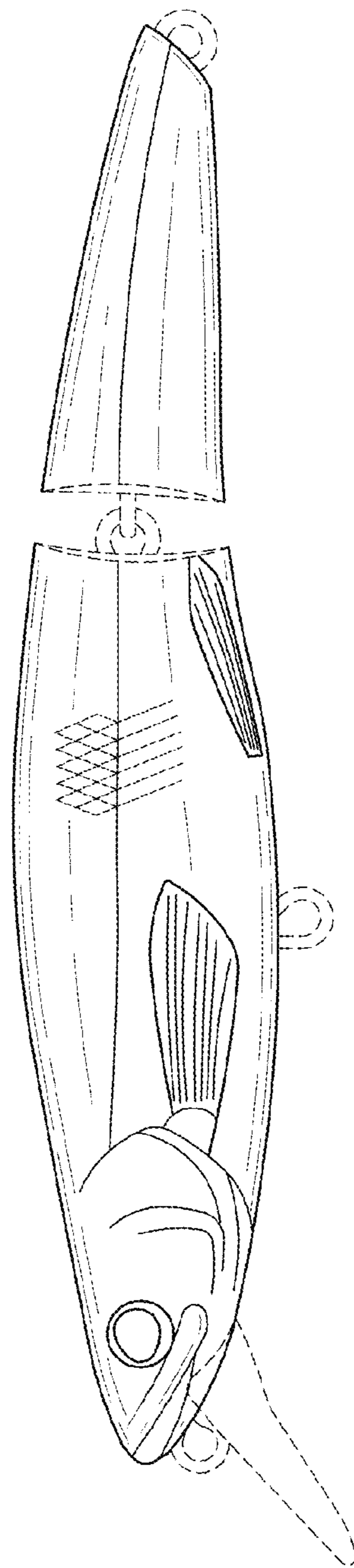


FIG. 3

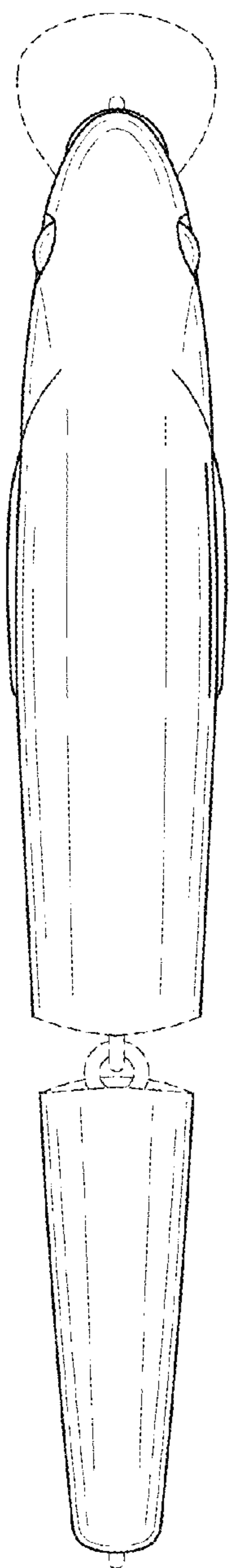


FIG. 4

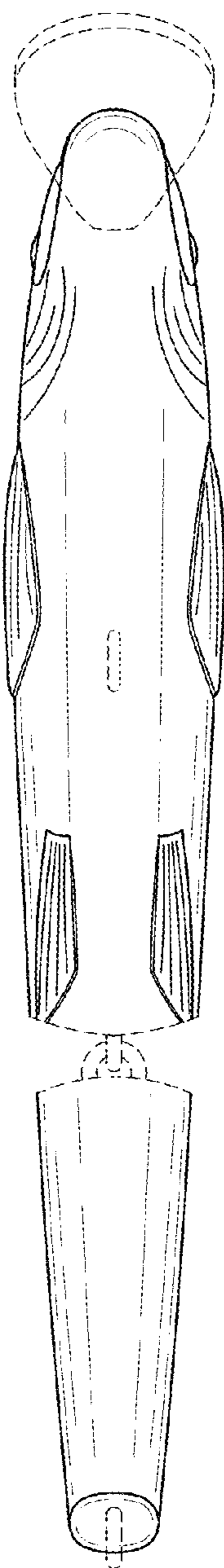


FIG. 5

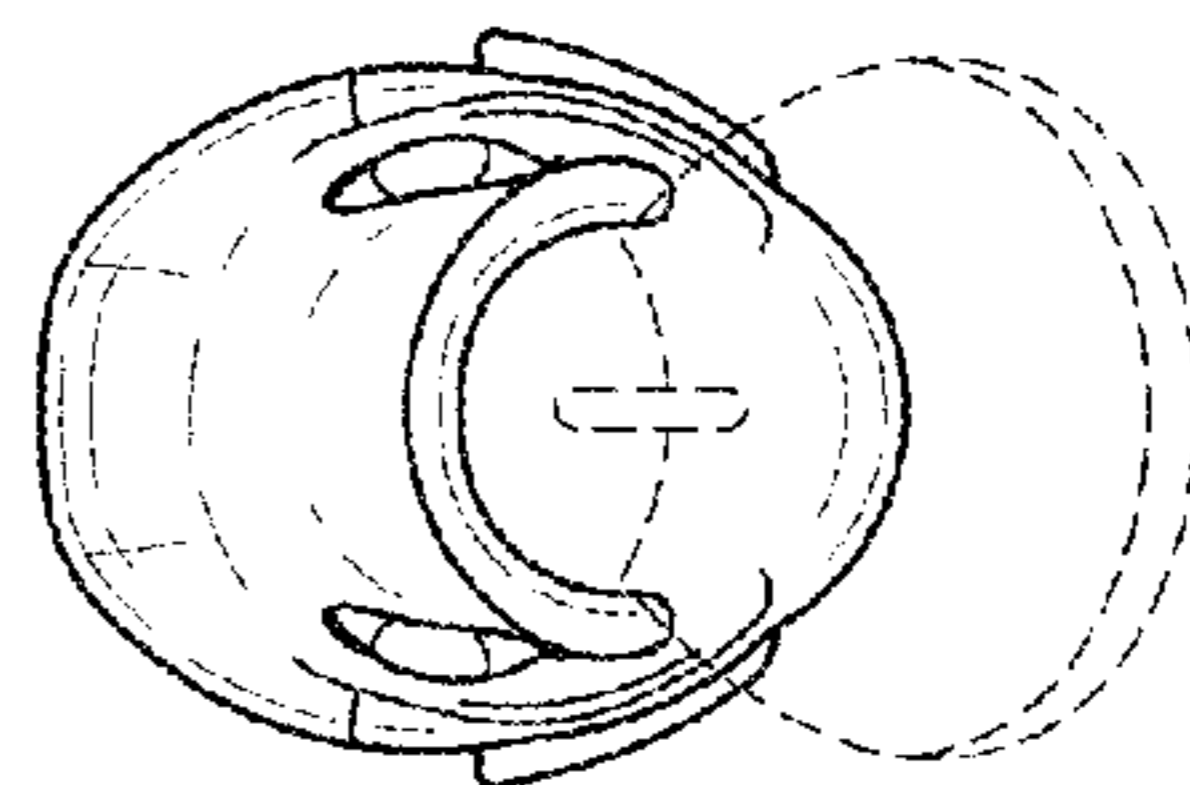


FIG. 6

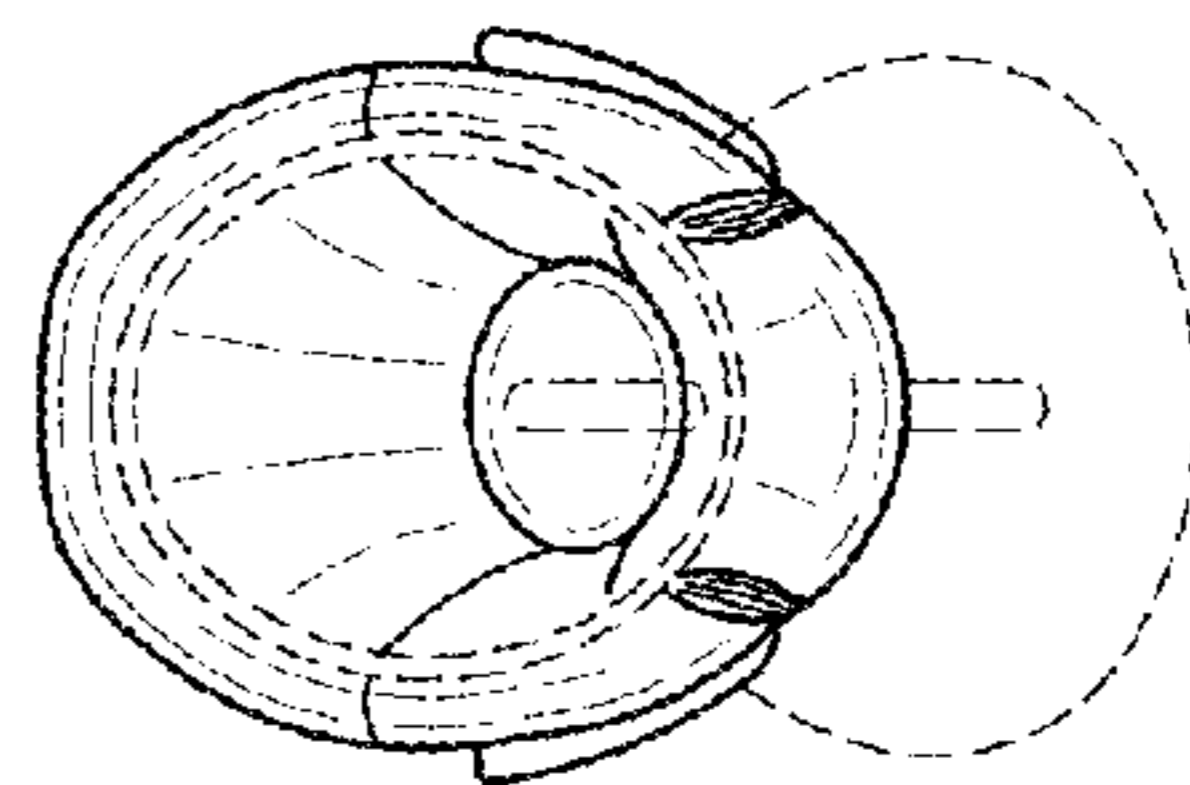


FIG. 7