

US00D742470S

(12) **United States Design Patent**  
**Battaglia**

(10) **Patent No.:** **US D742,470 S**  
(45) **Date of Patent:** **\*\* Nov. 3, 2015**

- (54) **CHEEK PIECE FOR RIFLE**
- (71) Applicant: **Vincent P. Battaglia**, Easton, CT (US)
- (72) Inventor: **Vincent P. Battaglia**, Easton, CT (US)
- (\*\*) Term: **14 Years**
- (21) Appl. No.: **29/489,081**
- (22) Filed: **Apr. 25, 2014**

D630,698 S	1/2011	Peterson et al.
D634,388 S	3/2011	Peterson et al.
D637,680 S	5/2011	Peterson et al.
D643,085 S	8/2011	Peterson et al.
D643,086 S	8/2011	Peterson et al.
D645,532 S	9/2011	Peterson et al.
D645,533 S	9/2011	Peterson et al.
D646,745 S	10/2011	Peterson et al.
8,028,456 B2	10/2011	Peterson
8,066,236 B2	11/2011	Peterson et al.
8,720,099 B1 *	5/2014	Sisk ..... 42/73
2004/0211104 A1	10/2004	Eberle

(Continued)

**Related U.S. Application Data**

- (63) Continuation-in-part of application No. 13/443,346, filed on Apr. 10, 2012, now Pat. No. 8,769,854.
- (51) **LOC (10) Cl.** ..... **22-01**
- (52) **U.S. Cl.**  
USPC ..... **D22/108**
- (58) **Field of Classification Search**  
USPC ..... D22/103, 108; D21/572-575; 42/51, 42/71.01, 75.01, 75.02, 90, 94, 134, 136, 42/139, 125, 72, 111; 89/40.06, 41.19, 89/37.04, 33.04, 191.01, 200-204; 124/67, 66, 72, 74  
CPC ..... F41C 7/00; F41C 7/11; F41C 7/12  
See application file for complete search history.

*Primary Examiner* — Michael A Pratt

(74) *Attorney, Agent, or Firm* — DeLio, Peterson & Curcio LLC; Peter W. Peterson

(57) **CLAIM**

I claim the ornamental design for a “cheek piece for rifle,” as shown and described.

**DESCRIPTION**

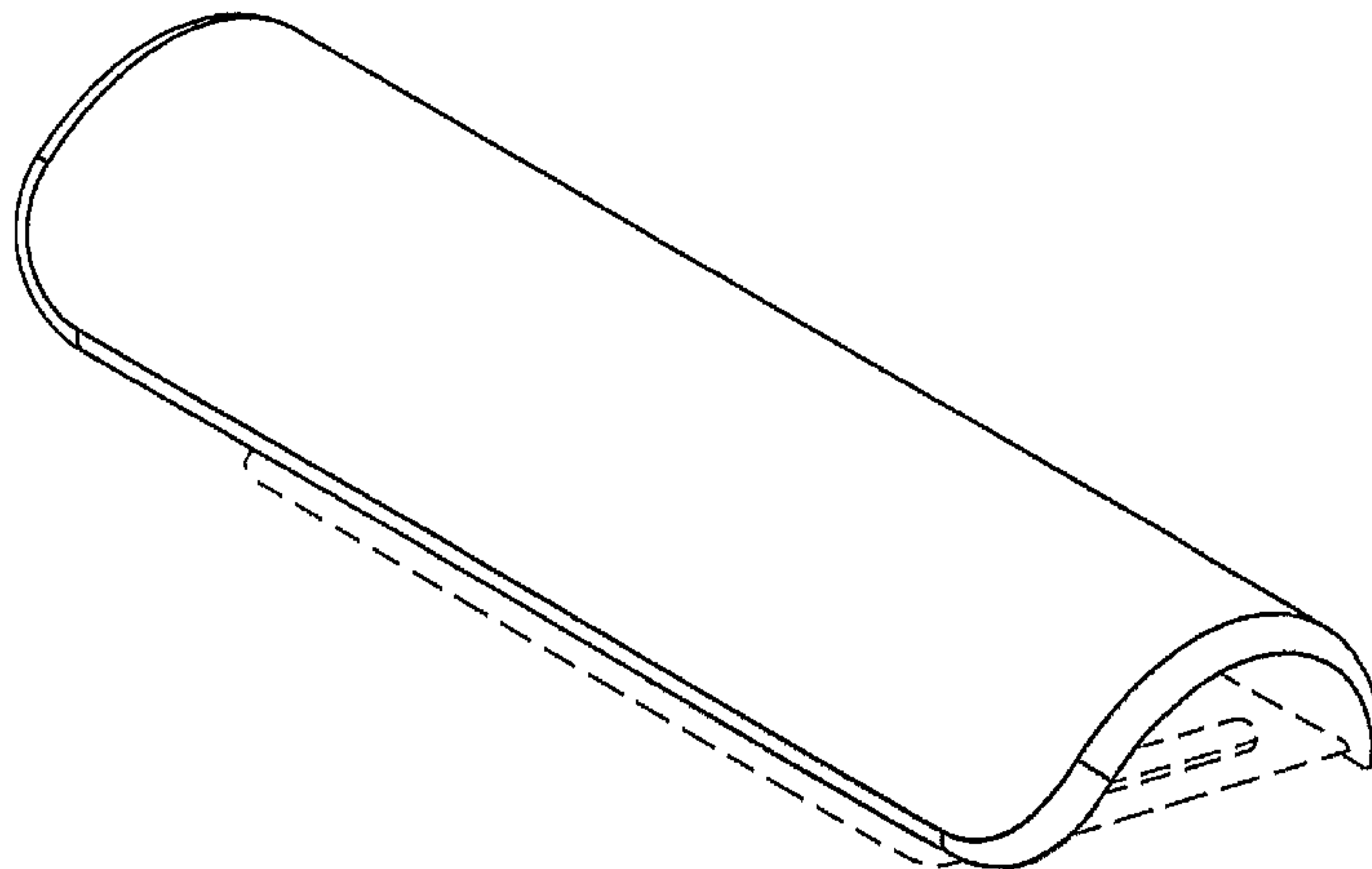
FIG. 1 is a front right top perspective view of a cheek piece for rifle design according to my invention;  
 FIG. 2 is a front right bottom perspective view of the cheek piece for rifle design shown in FIG. 1;  
 FIG. 3 is a front elevational view of the cheek piece for rifle shown in FIG. 1;  
 FIG. 4 is a back elevational view of the cheek piece for rifle shown in FIG. 1;  
 FIG. 5 is a left elevational view of the cheek piece for rifle shown in FIG. 1;  
 FIG. 6 is a right elevational view of the cheek piece for rifle shown in FIG. 1;  
 FIG. 7 is a top elevational view of the cheek piece for rifle shown in FIG. 1; and,  
 FIG. 8 is a bottom elevational view of the cheek piece for rifle shown in FIG. 1.  
 The broken lines in the drawing are included for the purpose of illustration and form no part of the claimed design.

(56) **References Cited**

U.S. PATENT DOCUMENTS

2,432,519 A *	12/1947	Garand ..... 42/71.01
3,348,328 A	10/1967	Roy
4,120,108 A *	10/1978	Vickers et al. .... 42/74
4,203,243 A *	5/1980	Hickman ..... 42/73
D598,971 S	8/2009	Peterson et al.
7,647,719 B2	1/2010	Fitzpatrick et al.
D613,361 S	4/2010	Peterson et al.
D613,812 S	4/2010	Peterson et al.
D623,718 S	9/2010	Peterson et al.
7,802,392 B2	9/2010	Peterson et al.
D626,618 S	11/2010	Peterson et al.
D629,062 S	12/2010	Peterson et al.

**1 Claim, 3 Drawing Sheets**



(56)

**References Cited**

U.S. PATENT DOCUMENTS

2005/0115135 A1 6/2005 Thompson  
2005/0215092 A1 9/2005 Schoppman et al.  
2008/0028662 A1\* 2/2008 Abraham et al. .... 42/73  
2008/0236016 A1 10/2008 Fitzpatrick et al.  
2008/0236017 A1 10/2008 Fitzpatrick et al.

2010/0205846 A1 8/2010 Fitzpatrick et al.  
2010/0307042 A1 12/2010 Jarboe et al.  
2014/0075815 A1\* 3/2014 Jarboe ..... 42/73  
2014/0196343 A1\* 7/2014 Wilson et al. .... 42/71.01  
2014/0245649 A1\* 9/2014 Fluhr et al. .... 42/73  
2014/0259848 A1\* 9/2014 Chvala ..... 42/73  
2014/0283428 A1\* 9/2014 Slater ..... 42/71.01

\* cited by examiner

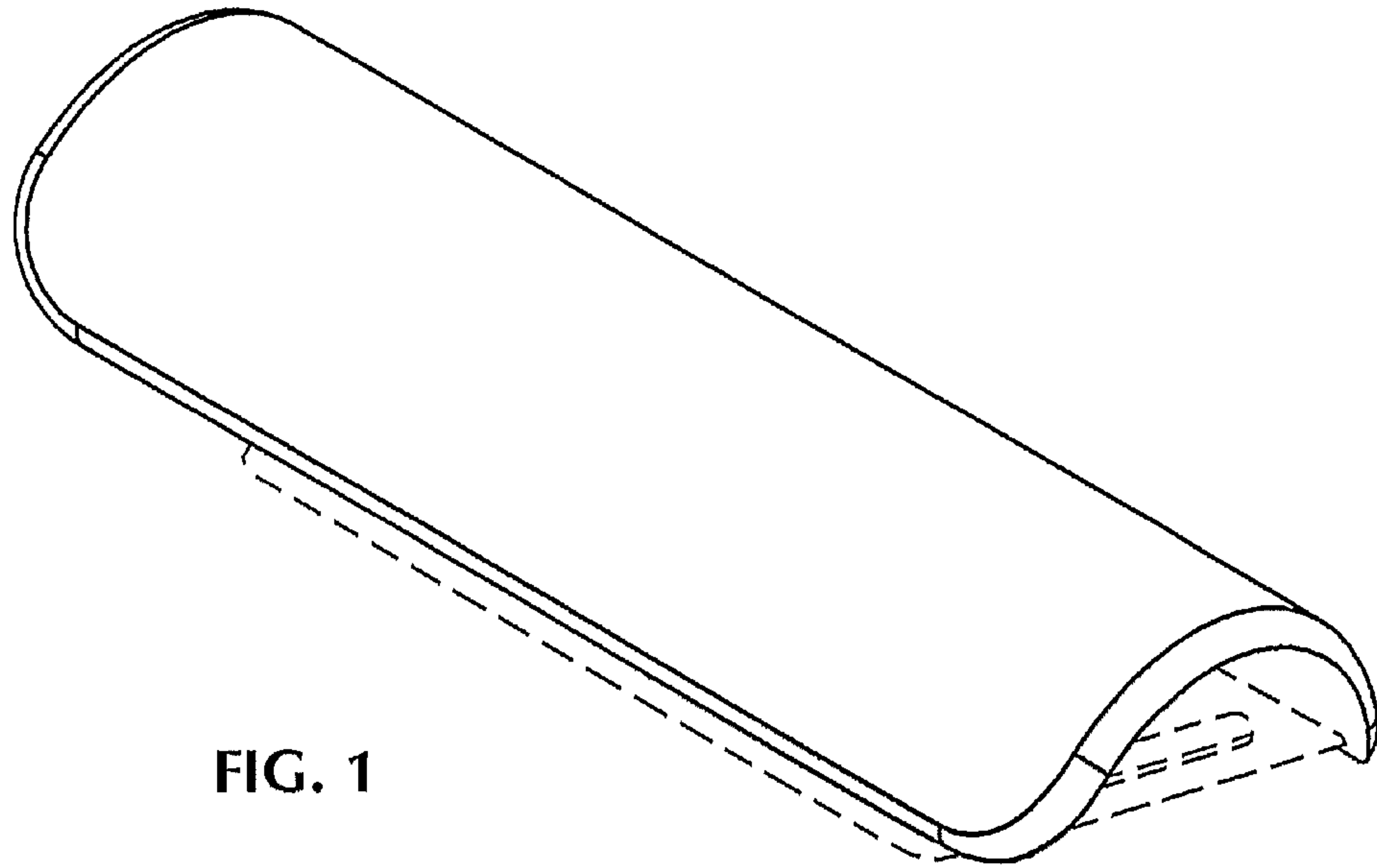


FIG. 1

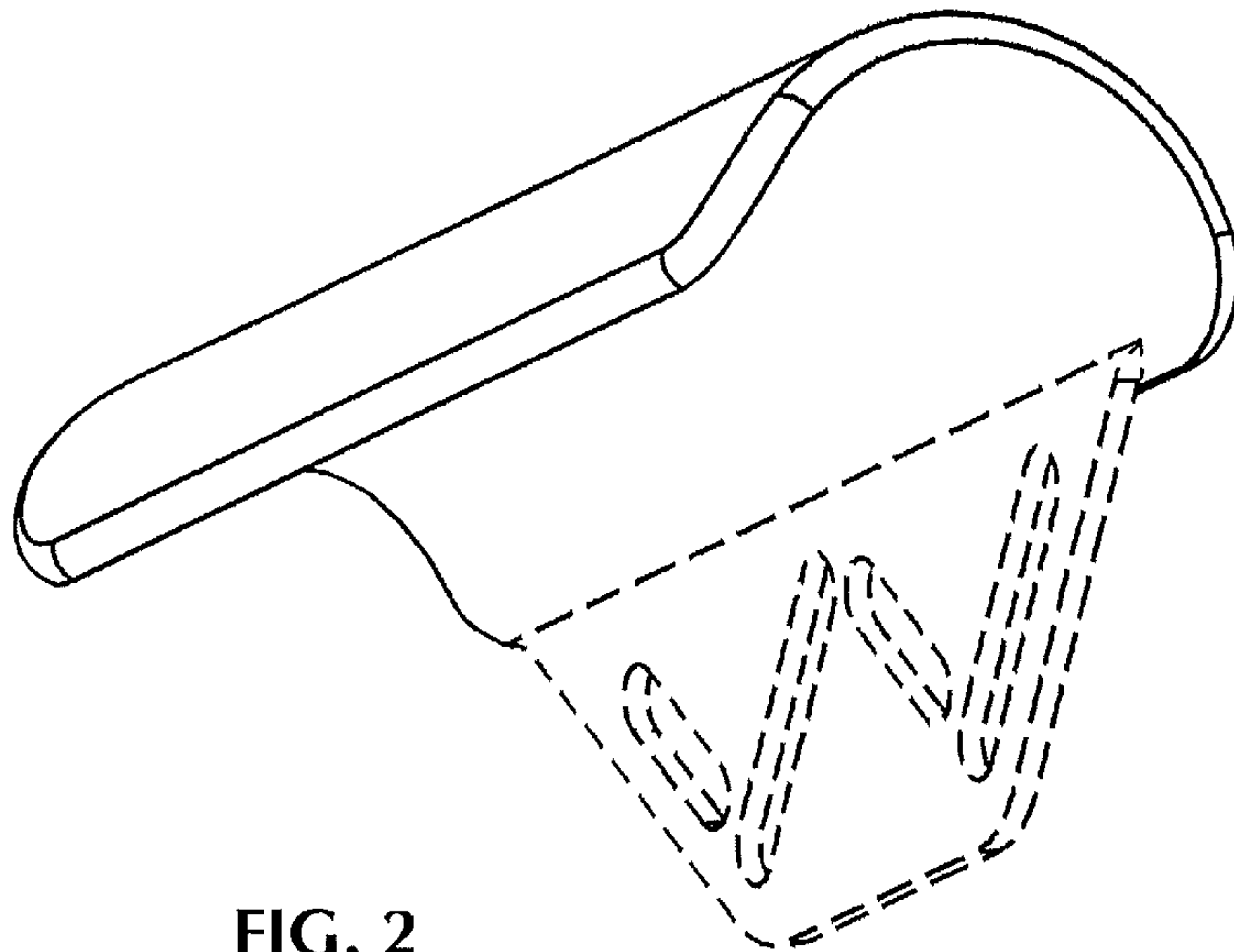


FIG. 2




FIG. 3

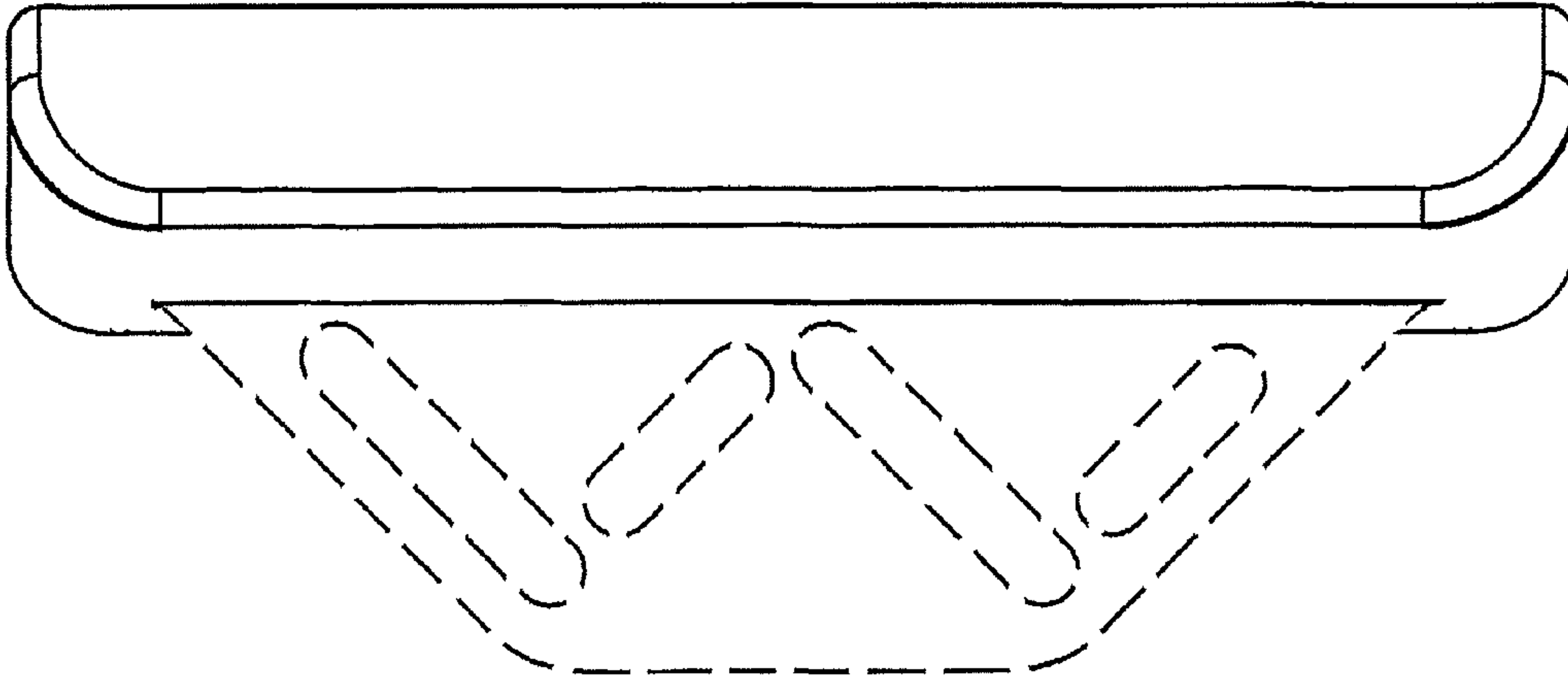


FIG. 4

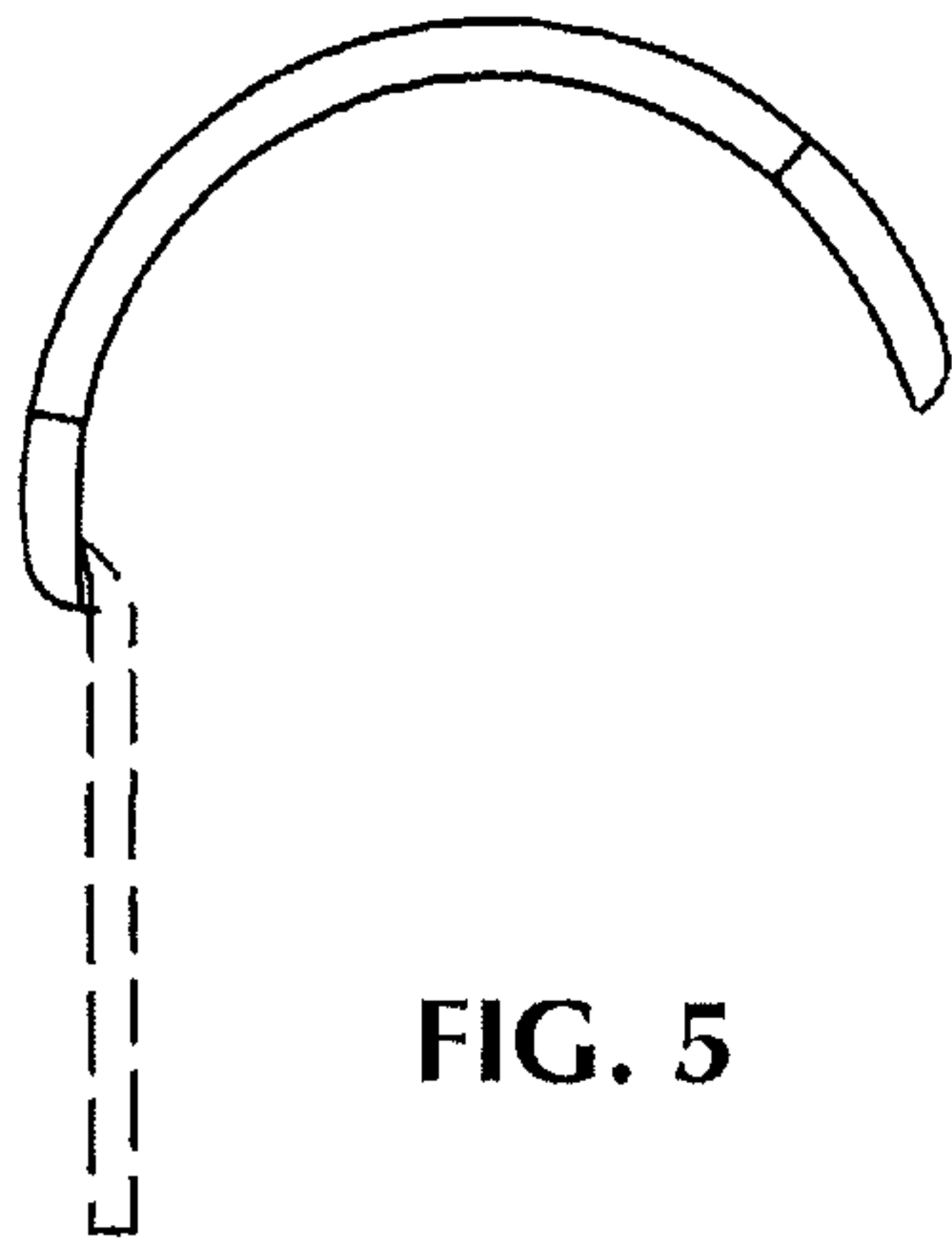


FIG. 5

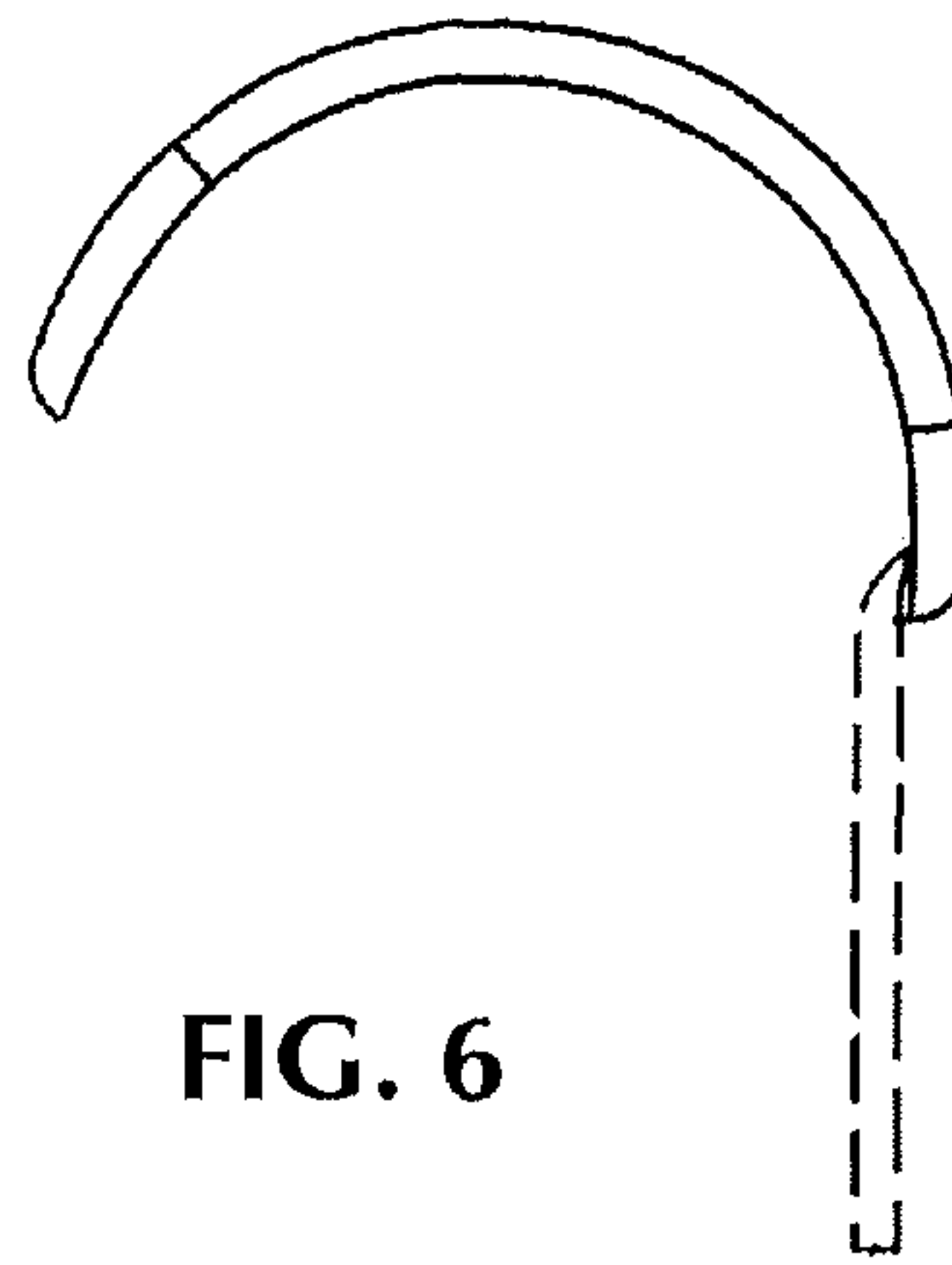


FIG. 6




FIG. 7

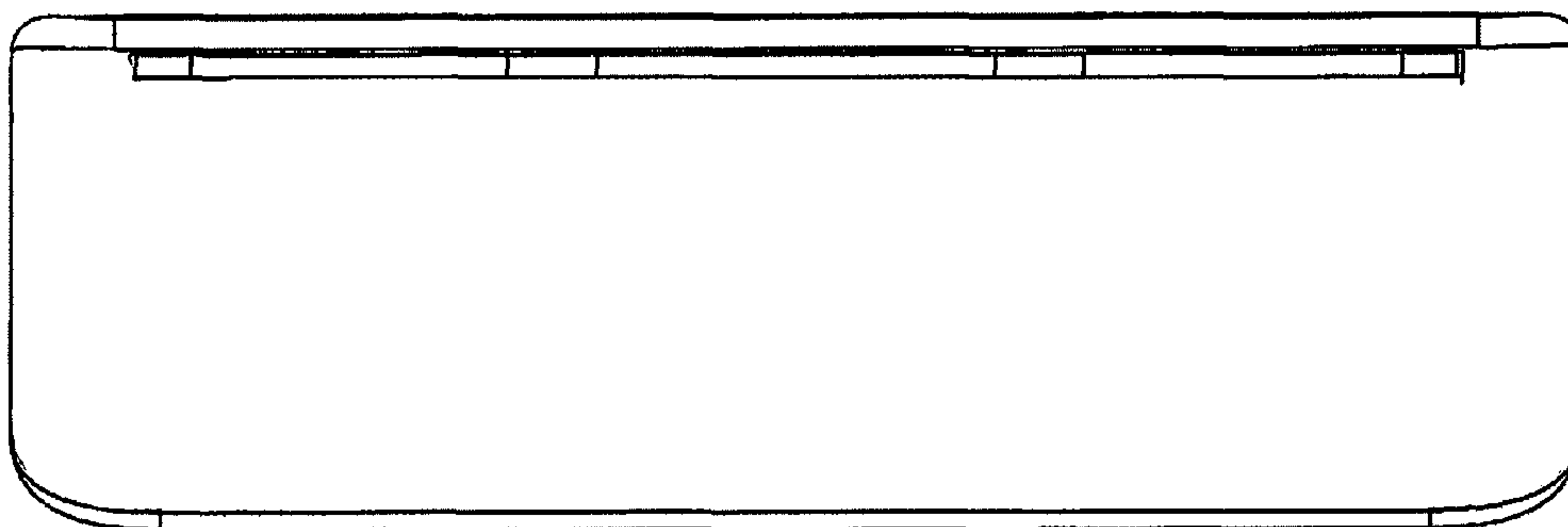


FIG. 8