



US00D742436S

(12) **United States Design Patent**  
**Park et al.**

(10) **Patent No.:** **US D742,436 S**  
(45) **Date of Patent:** **\*\* Nov. 3, 2015**

(54) **REFRIGERATOR**

(71) Applicant: **SAMSUNG ELECTRONICS CO., LTD.**, Suwon-si, Gyeonggi-do (KR)  
(72) Inventors: **Seojin Park**, Seoul (KR); **Ri-Na Sin**, Seoul (KR); **Dajeong Kim**, Seoul (KR)  
(73) Assignee: **Samsung Electronics Co., Ltd.**, Suwon-si (KR)

(\*\*) Term: **14 Years**  
(21) Appl. No.: **29/494,950**  
(22) Filed: **Jun. 25, 2014**

**Related U.S. Application Data**

(63) Continuation of application No. 29/452,929, filed on Apr. 23, 2013, now Pat. No. Des. 709,930.

(30) **Foreign Application Priority Data**

Oct. 24, 2012 (KR) ..... 30-2012-0050656

(51) **LOC (10) Cl.** ..... **15-07**

(52) **U.S. Cl.**  
USPC ..... **D15/91**

(58) **Field of Classification Search**  
USPC ..... D15/79-91  
CPC ..... F25D 23/028; F25D 23/02; F25D 25/025; F25D 23/00; F25D 2323/021; F25D 11/00; F25D 2323/024; F25D 23/04; F25D 29/00; F25D 25/02; F25D 25/024; F25D 27/005; F25D 23/12; F25D 29/005; F25D 17/042; F25D 2325/021

See application file for complete search history.

(56) **References Cited**

U.S. PATENT DOCUMENTS

D692,033	S	*	10/2013	Choi et al.	.....	D15/86
D709,930	S	*	7/2014	Park et al.	.....	D15/91
D709,931	S	*	7/2014	Park et al.	.....	D15/91
D714,848	S	*	10/2014	Park et al.	.....	D15/91
D715,335	S	*	10/2014	Kim	.....	D15/85
D715,839	S	*	10/2014	Park et al.	.....	D15/91

\* cited by examiner

*Primary Examiner* — Ian Simmons

*Assistant Examiner* — Khawaja Anwar

(74) *Attorney, Agent, or Firm* — Ladas & Parry LLP

(57) **CLAIM**

We claim the ornamental design for a refrigerator, as shown and described.

**DESCRIPTION**

FIG. 1 is a front perspective view of a refrigerator showing our new design;

FIG. 2 is a front view thereof;

FIG. 3 is a rear view thereof;

FIG. 4 is a left-side view thereof;

FIG. 5 is a right-side view thereof;

FIG. 6 is a top view thereof;

FIG. 7 is a bottom view thereof; and,

FIG. 8 is another front perspective view thereof, as shown in an alternate configuration.

The broken line in the figure drawings represents unclaimed environment only and forms no part of the claimed design.

**1 Claim, 8 Drawing Sheets**

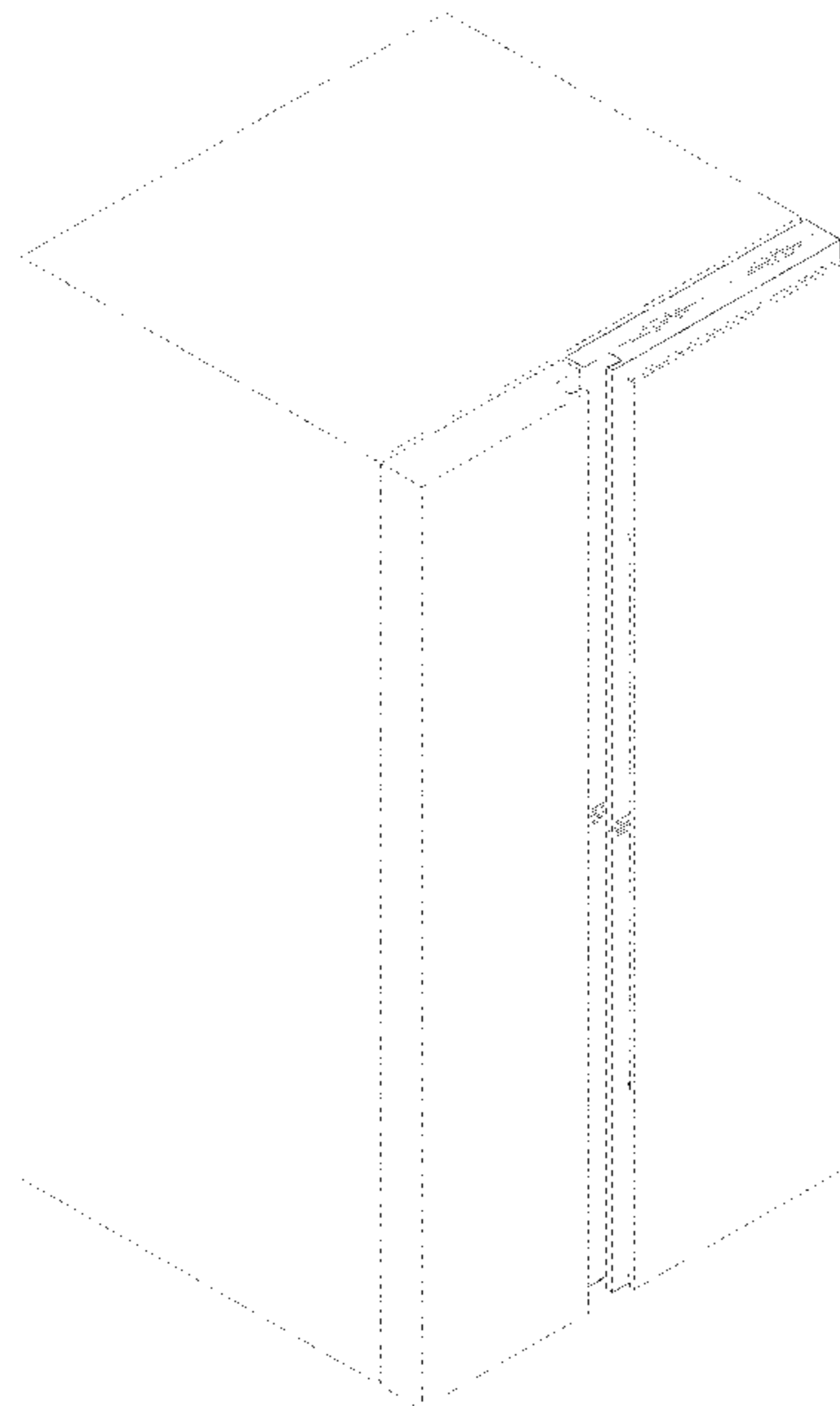


FIG. 1

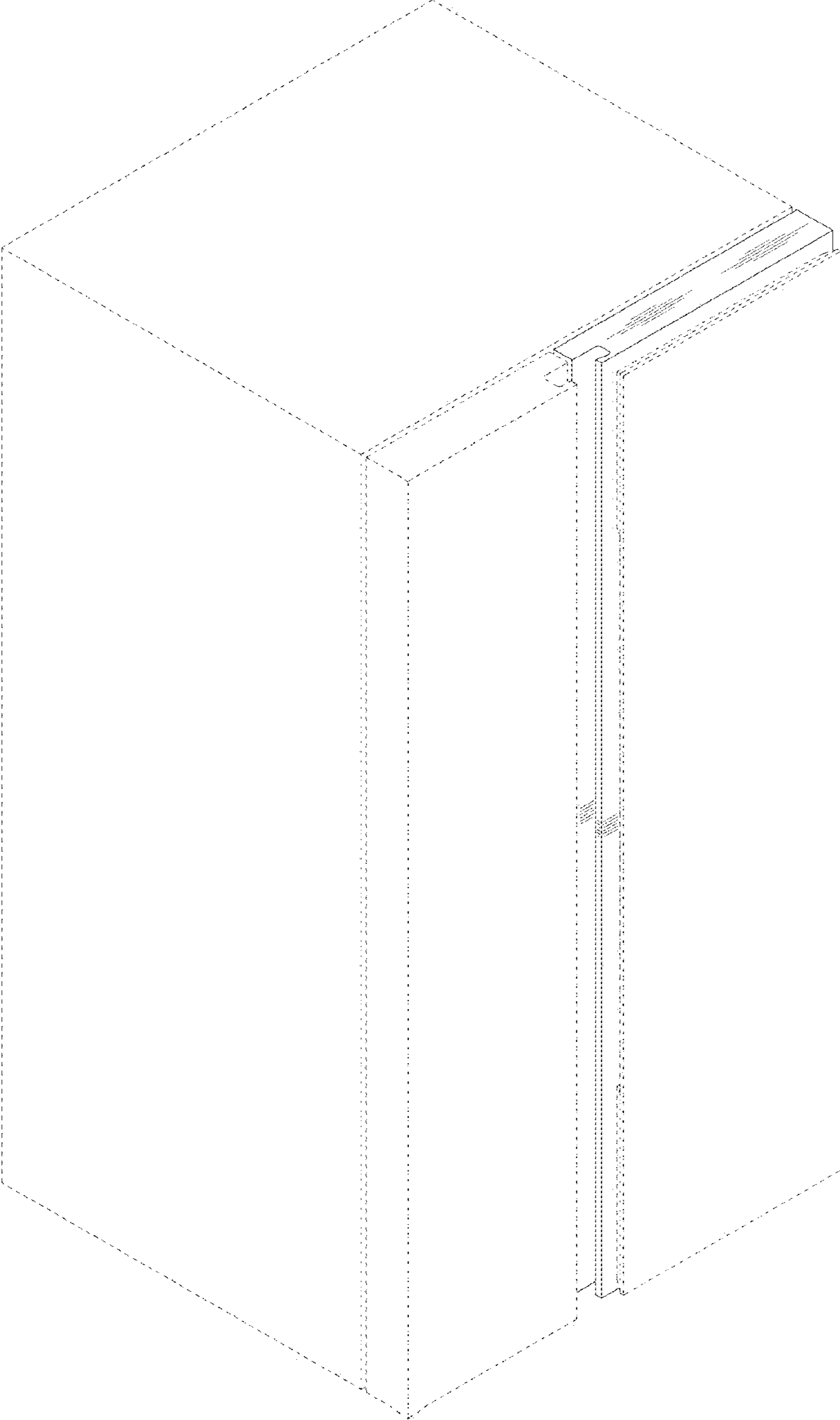



FIG. 2



**FIG. 3**



FIG. 4




FIG. 5




FIG. 6




FIG. 7

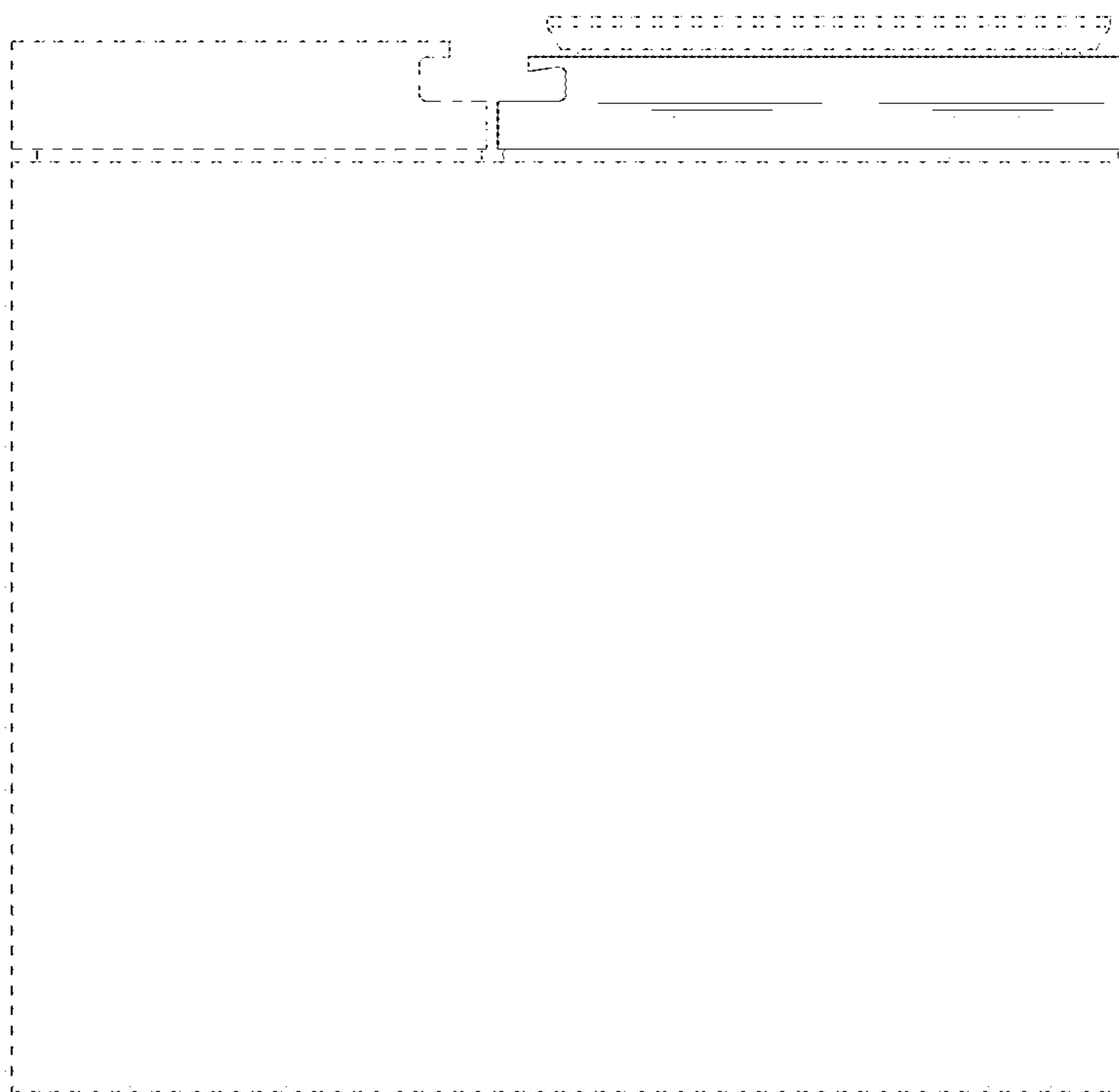




FIG. 8

