



US00D742382S

(12) **United States Design Patent**
Shao

(10) **Patent No.:** **US D742,382 S**
(45) **Date of Patent:** **** Nov. 3, 2015**

- (54) **CLIP**
- (71) Applicant: **Chien Shao**, Chino Hills, CA (US)
- (72) Inventor: **Chien Shao**, Chino Hills, CA (US)
- (**) Term: **14 Years**
- (21) Appl. No.: **29/494,521**
- (22) Filed: **Jun. 20, 2014**
- (51) **LOC (10) Cl.** **14-02**
- (52) **U.S. Cl.**
USPC **D14/432**
- (58) **Field of Classification Search**
USPC D8/61; D14/411; D19/35, 36, 41-51,
D19/54-58; 401/55, 99, 100, 104-107, 196,
401/197, 202, 208, 209, 213, 192, 195,
401/243; 708/107; 345/179, 173;
178/19.01; 700/94
CPC G06F 1/1605; G06F 1/1607
See application file for complete search history.

D587,715 S *	3/2009	Davis et al.	D14/451
D618,244 S *	6/2010	Sweet et al.	D14/432
D622,126 S *	8/2010	Burns	D8/302
D645,865 S *	9/2011	Diehl	D14/432
D686,624 S *	7/2013	Kuehn et al.	D14/432
D716,308 S *	10/2014	Park et al.	D14/432
D720,353 S *	12/2014	Nakamura	D14/432
D723,036 S *	2/2015	Longo et al.	D14/432
2014/0063735 A1 *	3/2014	Lee et al.	361/679.56

* cited by examiner

Primary Examiner — Austin Murphy

(56) **References Cited**

U.S. PATENT DOCUMENTS

735,453 A *	8/1903	Bliven	297/220
D519,511 S *	4/2006	Hung et al.	D14/432
D582,918 S *	12/2008	Scott	D14/432
D584,313 S *	1/2009	Pittel et al.	D14/434


(57) **CLAIM**

The ornamental design for a clip, as shown and described.

DESCRIPTION

FIG. 1 is a top perspective view of a clip showing my new design;
 FIG. 2 is a front perspective view showing the clip in two separate pieces for completeness of illustration
 FIG. 3 is a front view thereof;
 FIG. 4 is a rear view thereof;
 FIG. 5 is an side view thereof;
 FIG. 6 is a opposite side view thereof;
 FIG. 7 is a top view thereof; and,
 FIG. 8 is a bottom view thereof.

1 Claim, 4 Drawing Sheets






FIG. 1

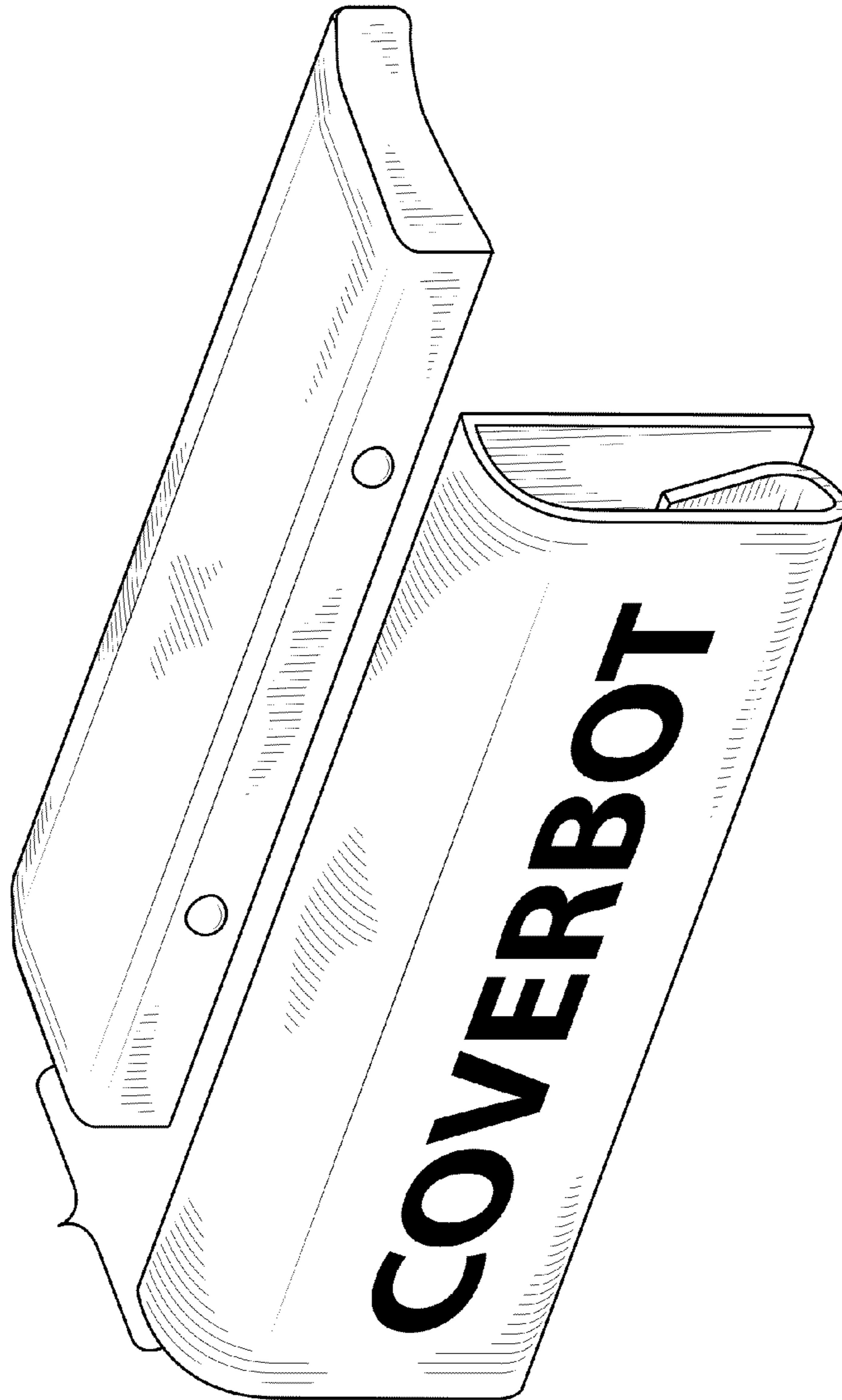


FIG. 2



FIG. 3

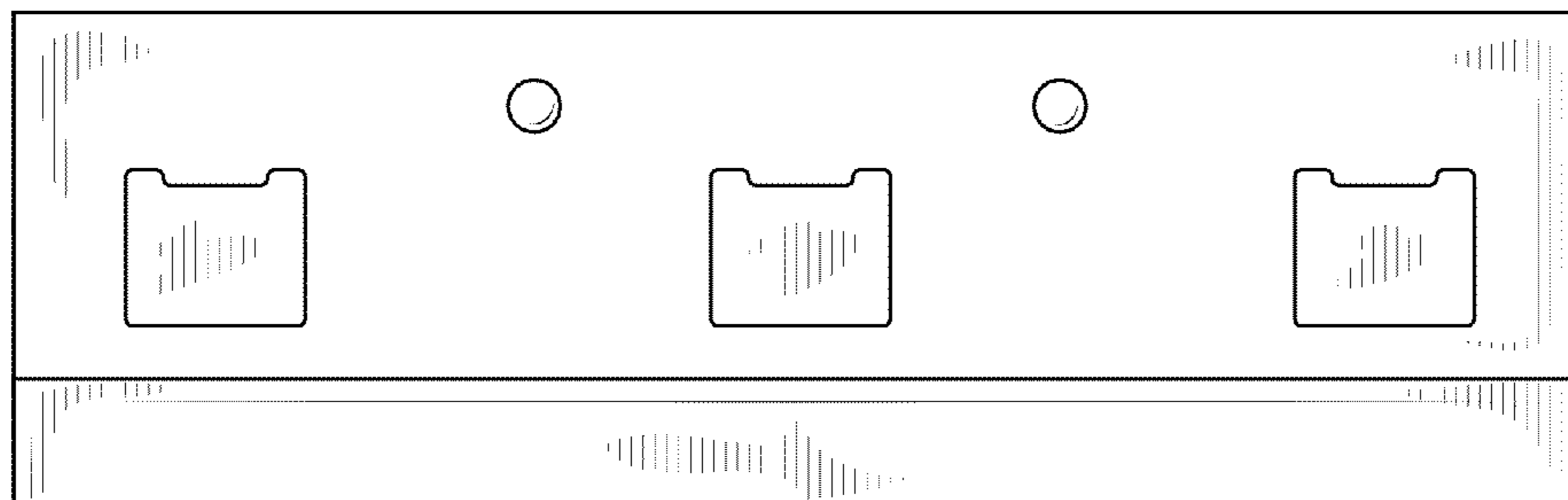


FIG. 4

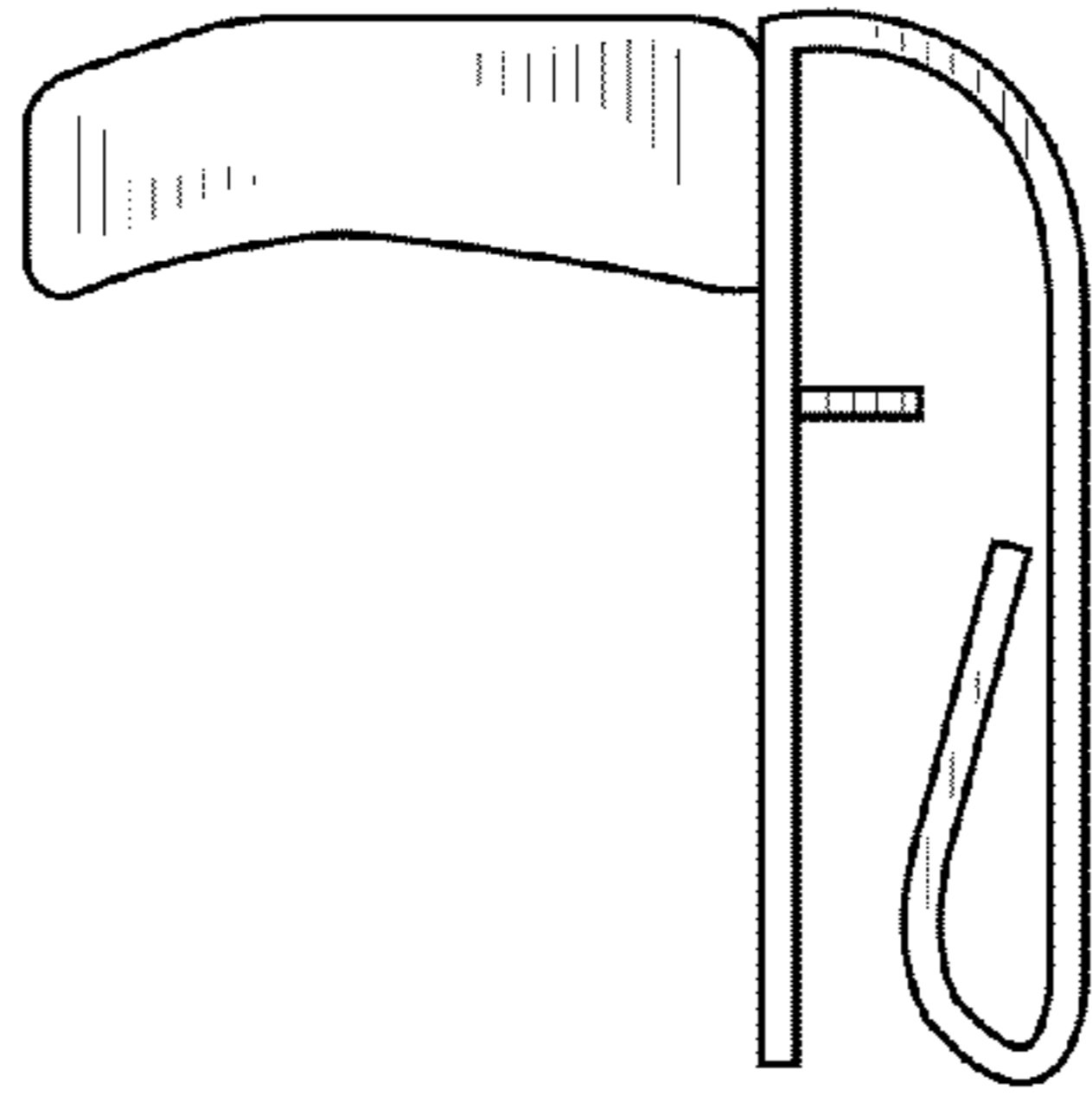


FIG. 5

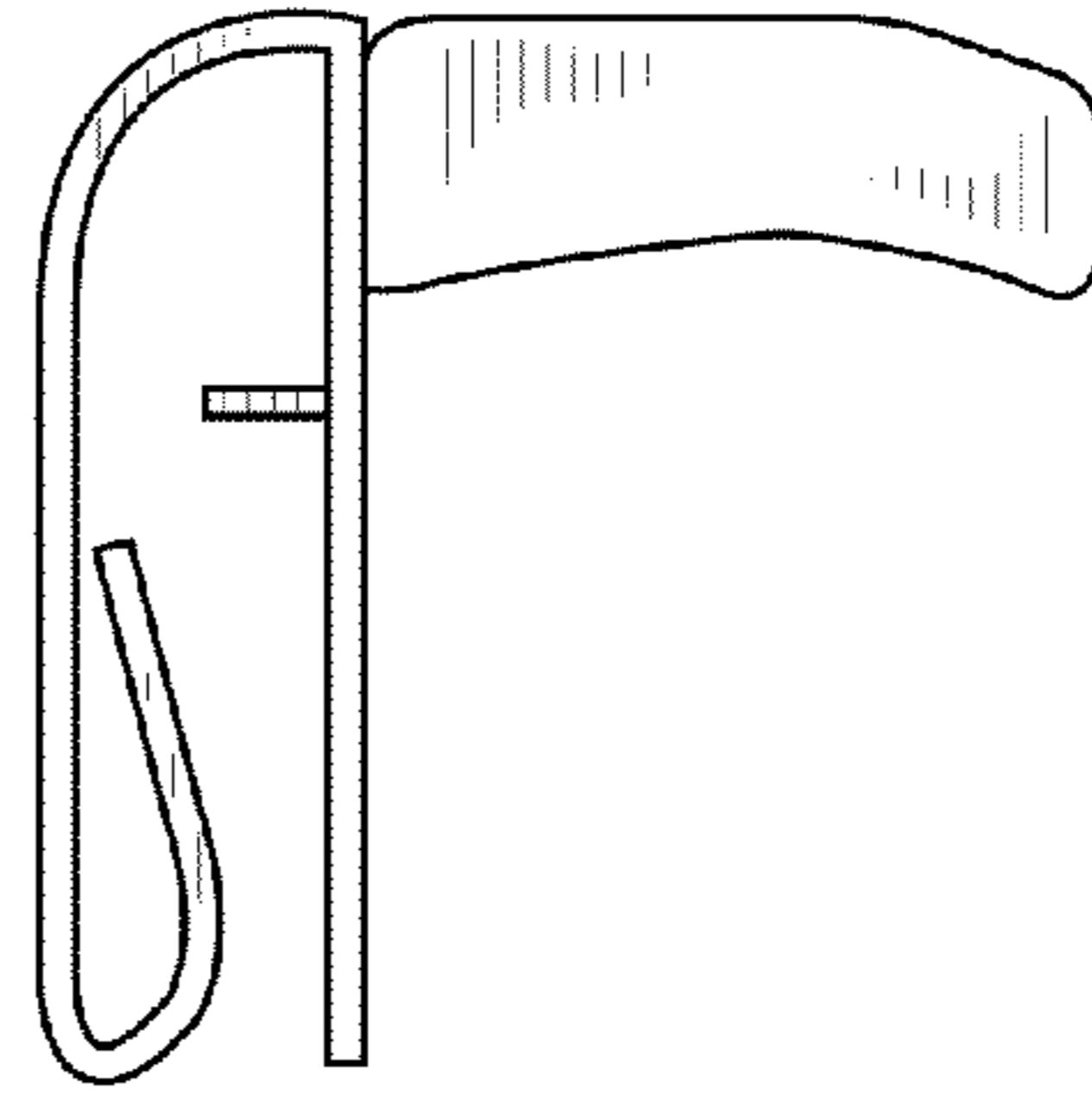


FIG. 6




FIG. 7

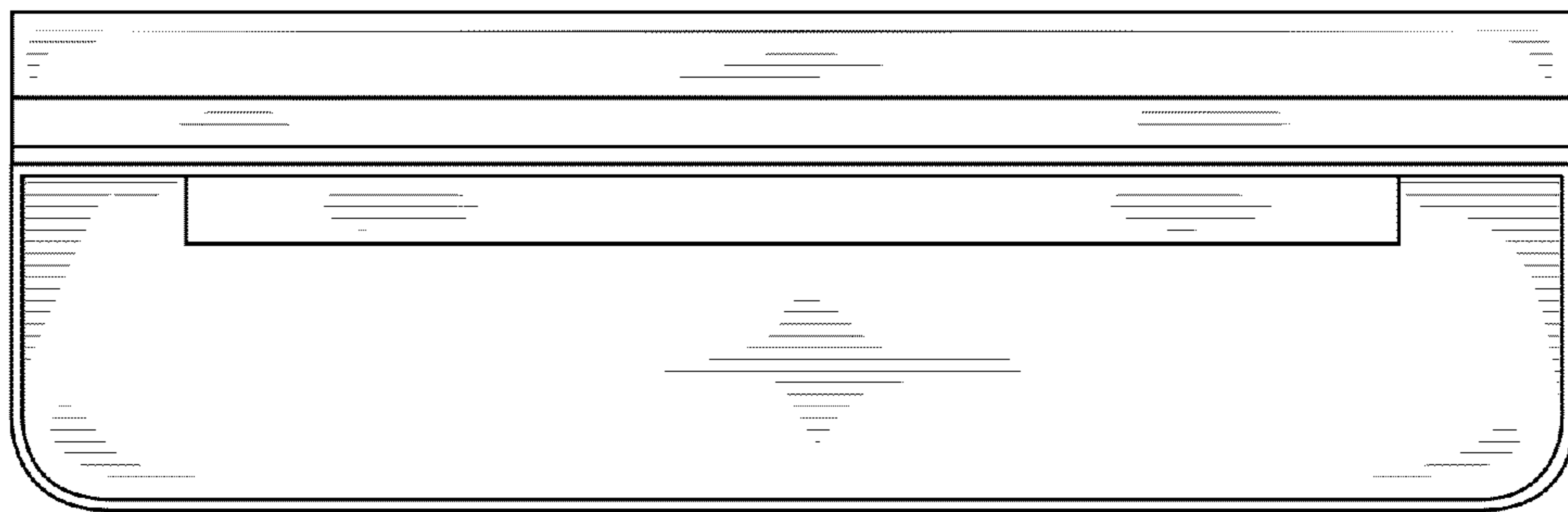


FIG. 8