



US00D742381S

(12) **United States Design Patent**  
**Joseph**

(10) **Patent No.:** **US D742,381 S**  
(45) **Date of Patent:** **\*\* Nov. 3, 2015**

(54) **COMPUTER STYLUS**

(71) Applicant: **Griffin Technology, Inc.**, Nashville, TN (US)

(72) Inventor: **Brian Joseph**, Nashville, TN (US)

(73) Assignee: **Griffin Technology, Inc.**, Nashville, TN (US)

(\*\*) Term: **14 Years**

(21) Appl. No.: **29/522,727**

(22) Filed: **Apr. 2, 2015**

(51) **LOC (10) Cl.** ..... **14-02**

(52) **U.S. Cl.**  
USPC ..... **D14/411**

(58) **Field of Classification Search**  
USPC ..... D14/411; D19/35, 36, 41-51, 54-58;  
401/55, 99, 100, 104-107, 196, 197,  
401/202, 208, 209, 213, 192, 195, 243;  
708/107; 345/179, 173; 178/19.01;  
700/94  
CPC ..... G06F 3/016; G06F 3/033; G06F 3/0317;  
G06F 3/03545; G06F 3/041; G06K 9/222  
See application file for complete search history.

(56) **References Cited**

**U.S. PATENT DOCUMENTS**

D663,301 S \* 7/2012 Lien ..... D14/411  
D686,618 S \* 7/2013 Wilson et al. .... D14/411

D694,756 S \* 12/2013 Nakata ..... D14/411  
D704,188 S \* 5/2014 Leung et al. .... D14/411  
D704,710 S \* 5/2014 Chen ..... D14/411  
D708,616 S \* 7/2014 Nakata ..... D14/411  
D709,070 S \* 7/2014 Leung et al. .... D14/411  
D709,886 S \* 7/2014 Lin ..... D14/411  
D716,814 S \* 11/2014 Nakata ..... D14/411  
D717,303 S \* 11/2014 Huang ..... D14/411  
D718,312 S \* 11/2014 Boisdevesys ..... D14/411  
D725,114 S \* 3/2015 Roskopp et al. .... D14/411

\* cited by examiner

*Primary Examiner* — Austin Murphy

(74) *Attorney, Agent, or Firm* — Hornkohl Intellectual Property Law, PLLC; Jason L. Hornkohl

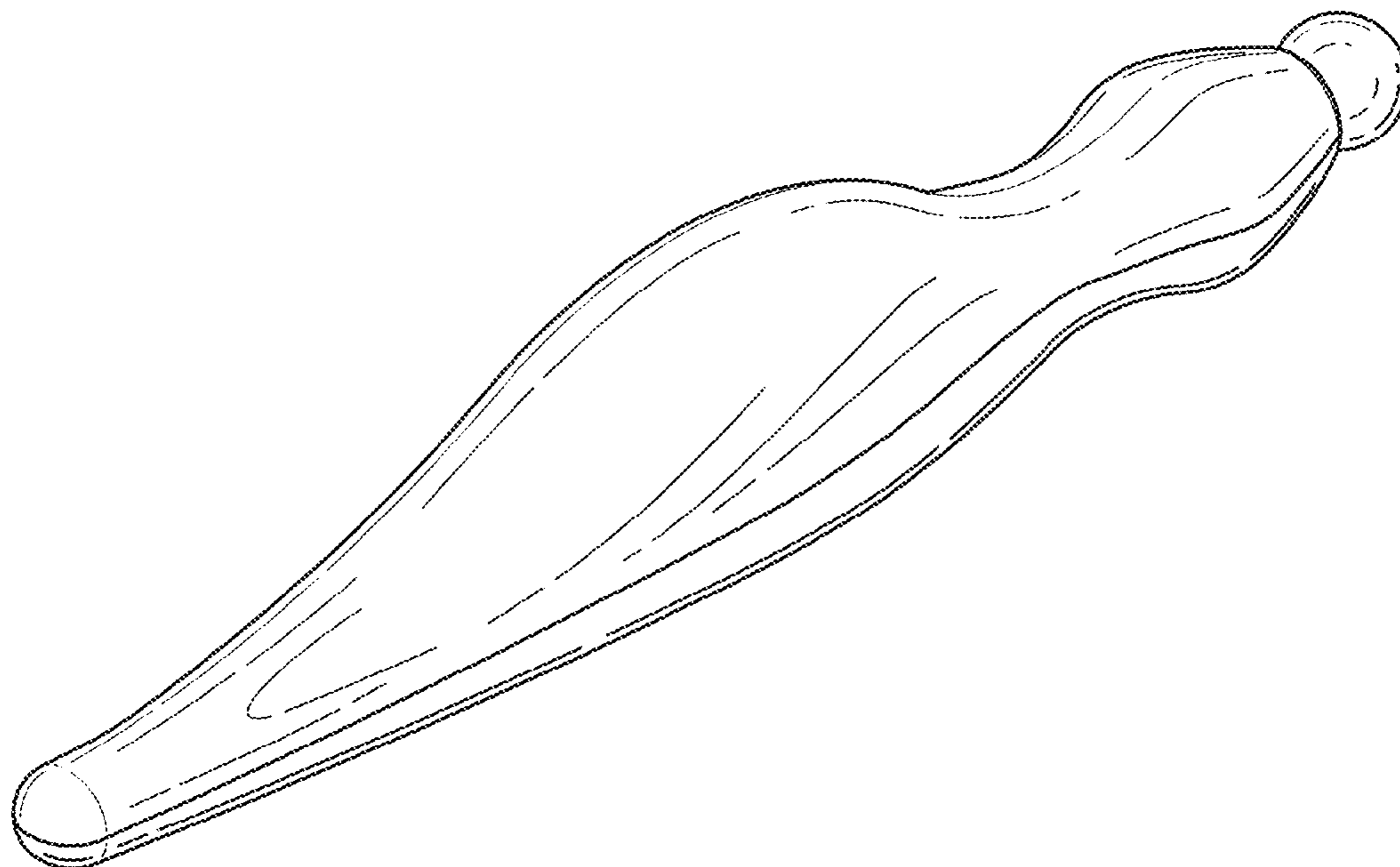
(57) **CLAIM**

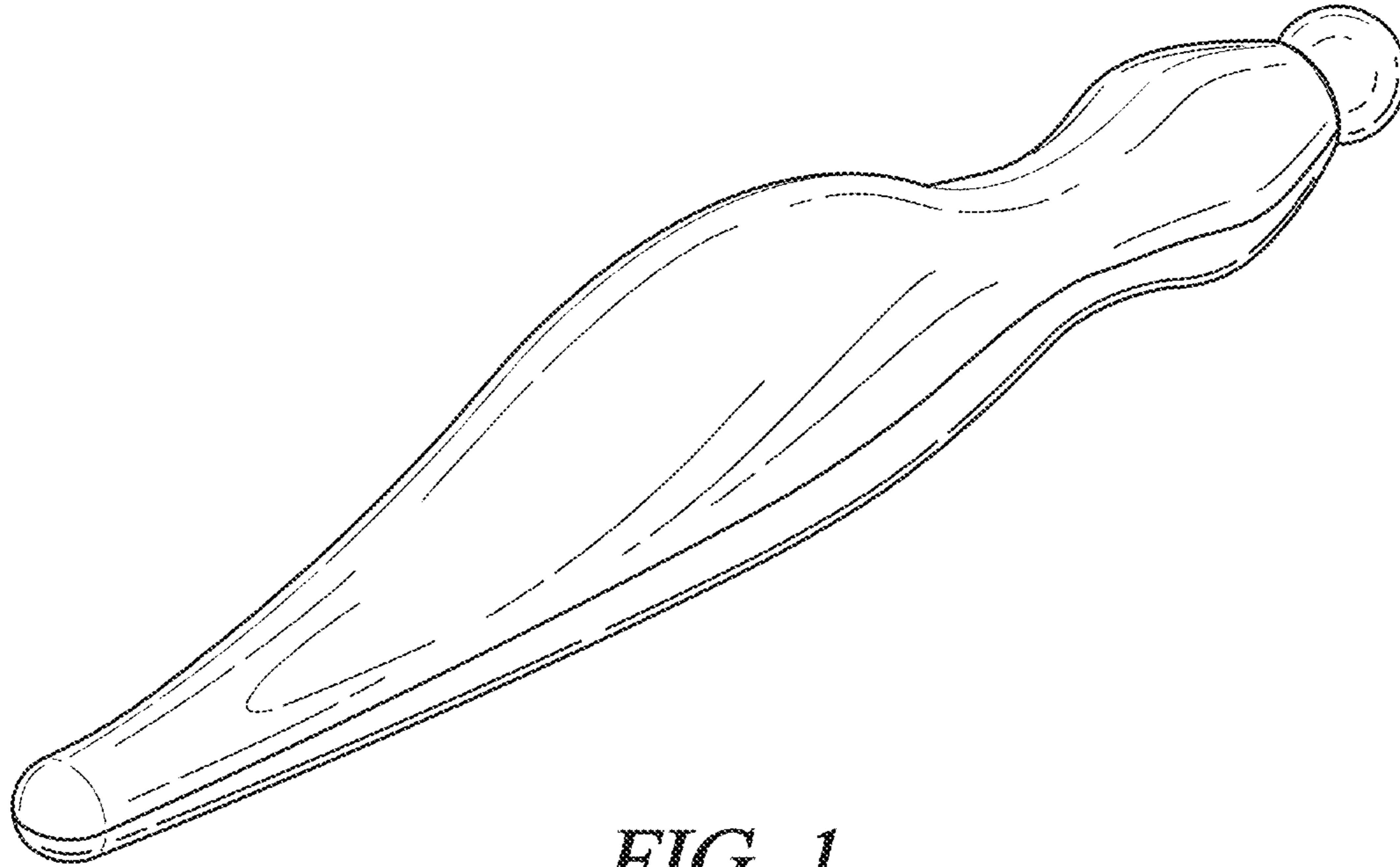
The ornamental design for a computer stylus, as shown and described.

**DESCRIPTION**

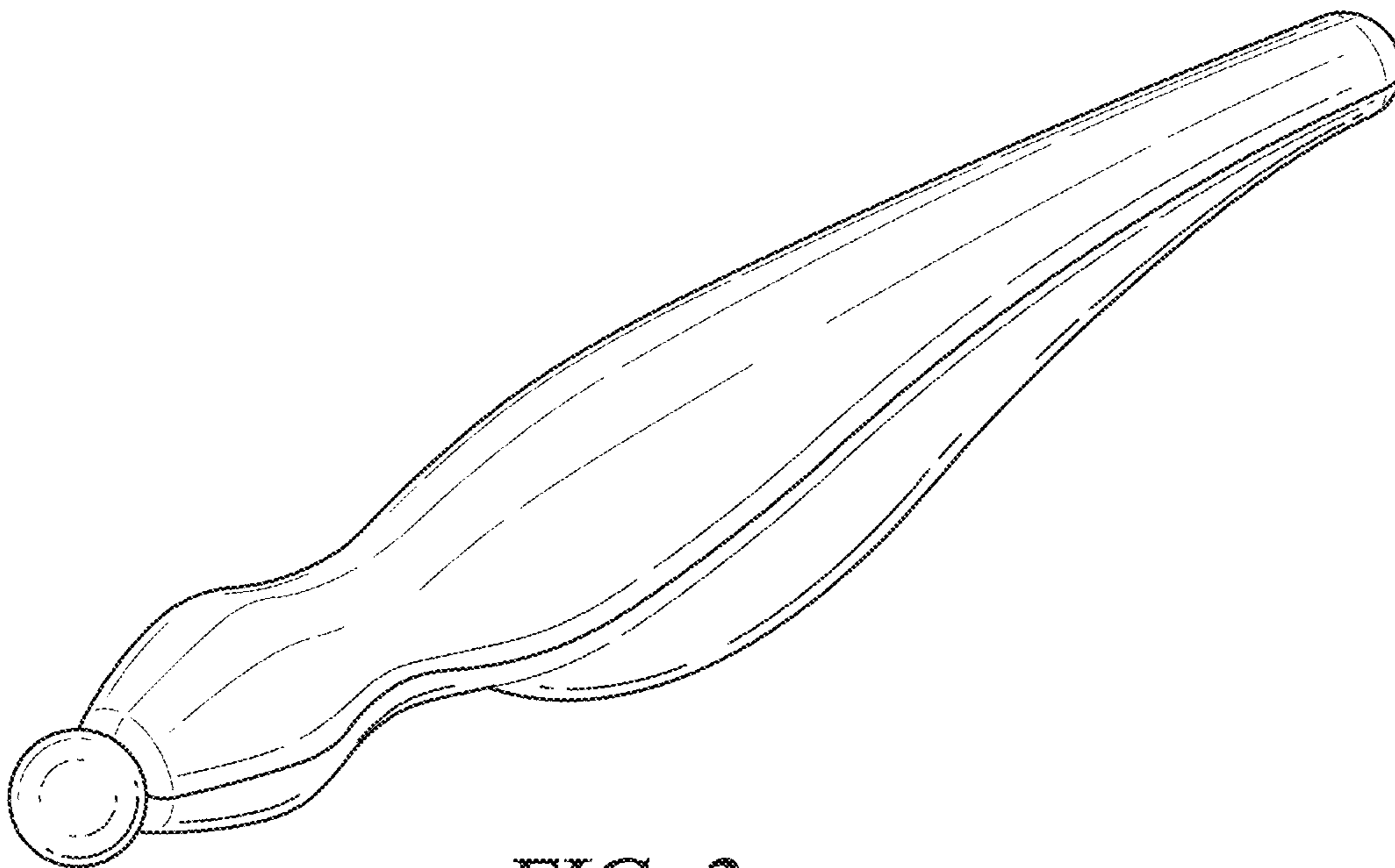
FIG. 1 is an isometric front upper view of the new design for a computer stylus;  
FIG. 2 is an isometric front lower view of the computer stylus;  
FIG. 3 is a top view of the computer stylus;  
FIG. 4 is a front and back view of the computer stylus;  
FIG. 5 is a bottom view of the computer stylus;  
FIG. 6 is a left side view of the computer stylus; and,  
FIG. 7 is a right side view of the computer stylus.  
The dashed lines are for illustration purposes only, and form no part of the claimed design.

**1 Claim, 2 Drawing Sheets**

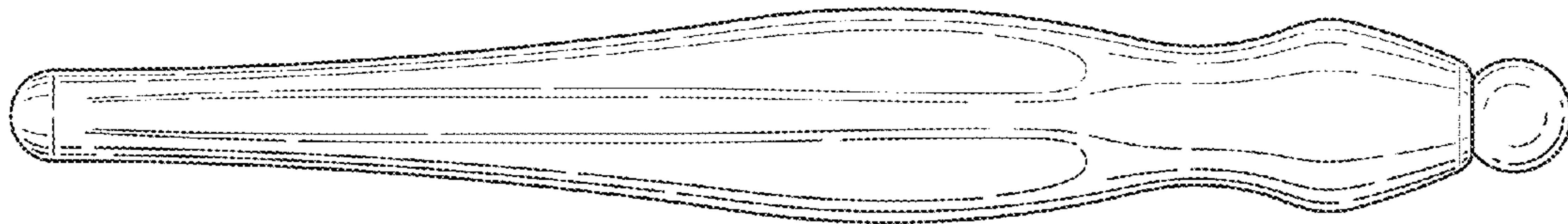




*FIG. 1*



*FIG. 2*



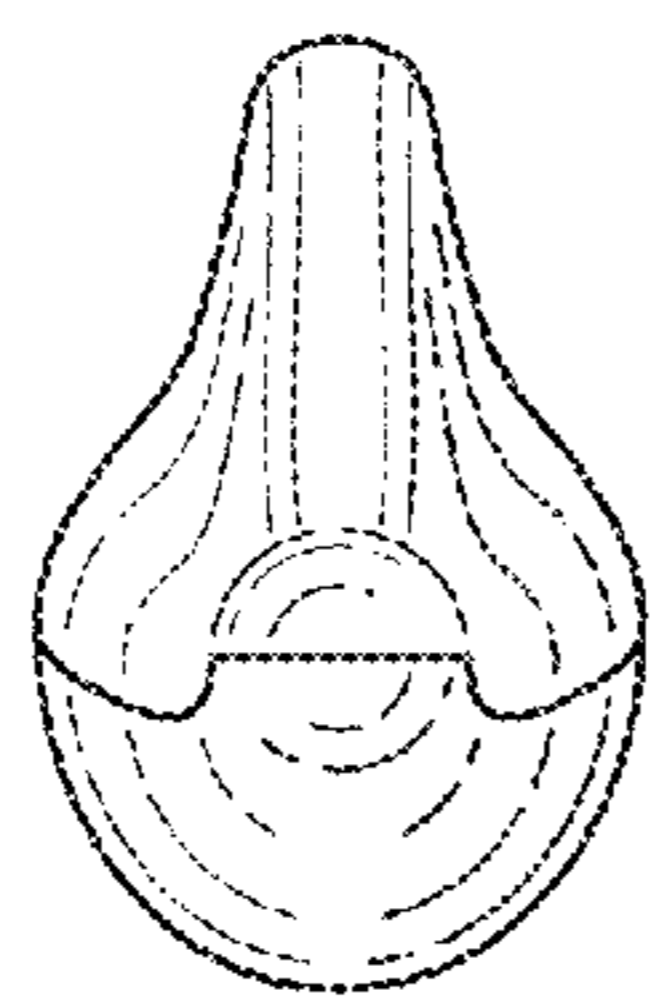
*FIG. 3*



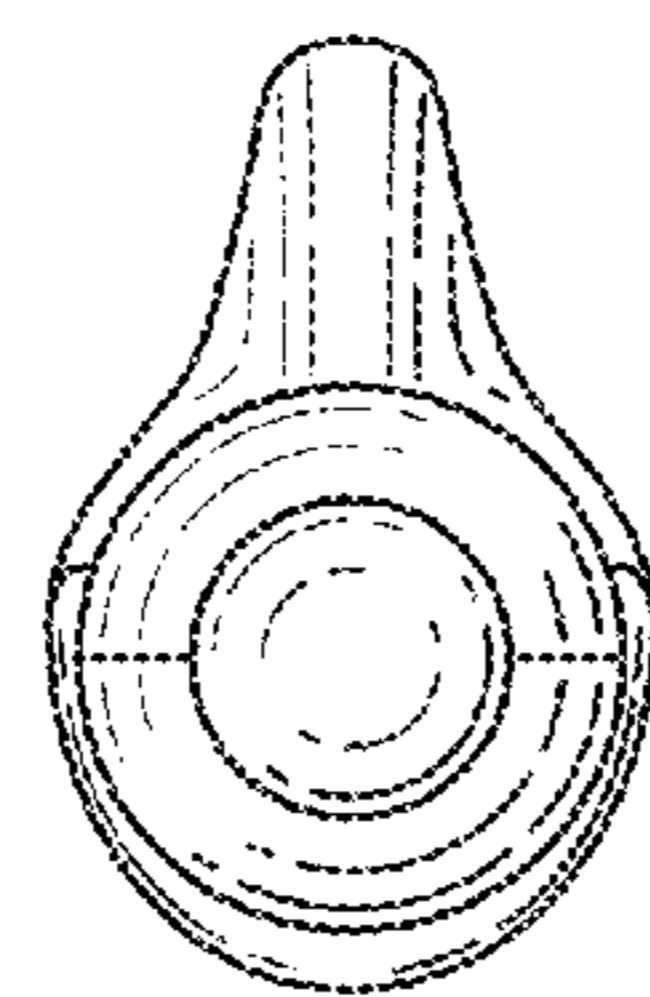
*FIG. 4*



*FIG. 5*



*FIG. 6*



*FIG. 7*