



US00D742371S

(12) **United States Design Patent**
Bopp et al.

(10) **Patent No.:** **US D742,371 S**

(45) **Date of Patent:** **** Nov. 3, 2015**

(54) **MOUNTED COMPUTER DESIGN**

(71) Applicant: **Raytheon Company**, Waltham, MA
(US)

(72) Inventors: **Jayson K. Bopp**, Fishers, IN (US);
Sarah L. Palmer, New Palestine, IN
(US)

(73) Assignee: **Raytheon Company**, Waltham, MA
(US)

(**) Term: **14 Years**

(21) Appl. No.: **29/461,943**

(22) Filed: **Jul. 29, 2013**

(51) **LOC (10) Cl.** **14-02**

(52) **U.S. Cl.**
USPC **D14/336; D14/371**

(58) **Field of Classification Search**
USPC D14/371–375, 125–129, 336, 337;
341/12; 345/104, 156, 168, 173;
348/180, 184, 325, 739; 349/1, 2, 11,
349/62; 361/679.05–679.07, 679.21;
D6/300, 308; D13/162, 184, 199
CPC G06F 1/16; G06F 1/1601; G06F 3/037;
G06F 1/162

See application file for complete search history.

(56) **References Cited**

U.S. PATENT DOCUMENTS

D459,813	S	*	7/2002	Ramsey, III	D24/186
D465,492	S	*	11/2002	Scribner	D14/375
D536,337	S	*	2/2007	Chuang	D14/336
D559,792	S	*	1/2008	Gemme et al.	D13/164
D582,917	S	*	12/2008	Wada	D14/371
D589,957	S	*	4/2009	Reger et al.	D14/371
D666,618	S	*	9/2012	Doyea et al.	D14/371
D679,273	S	*	4/2013	Iwata et al.	D14/336
2004/0217244	A1	*	11/2004	Wu et al.	248/278.1

* cited by examiner

Primary Examiner — Freda S Nunn

(57) **CLAIM**

The ornamental design for a mounted computer, as shown and described.

DESCRIPTION

FIG. 1 is a perspective view of a mounted computer according to our new design, where the broken lines shown in the drawings illustrate portions of the computer that form no part of the claimed design;

FIG. 2 is a front view thereof;

FIG. 3 is a back view thereof;

FIG. 4 is a right side view thereof;

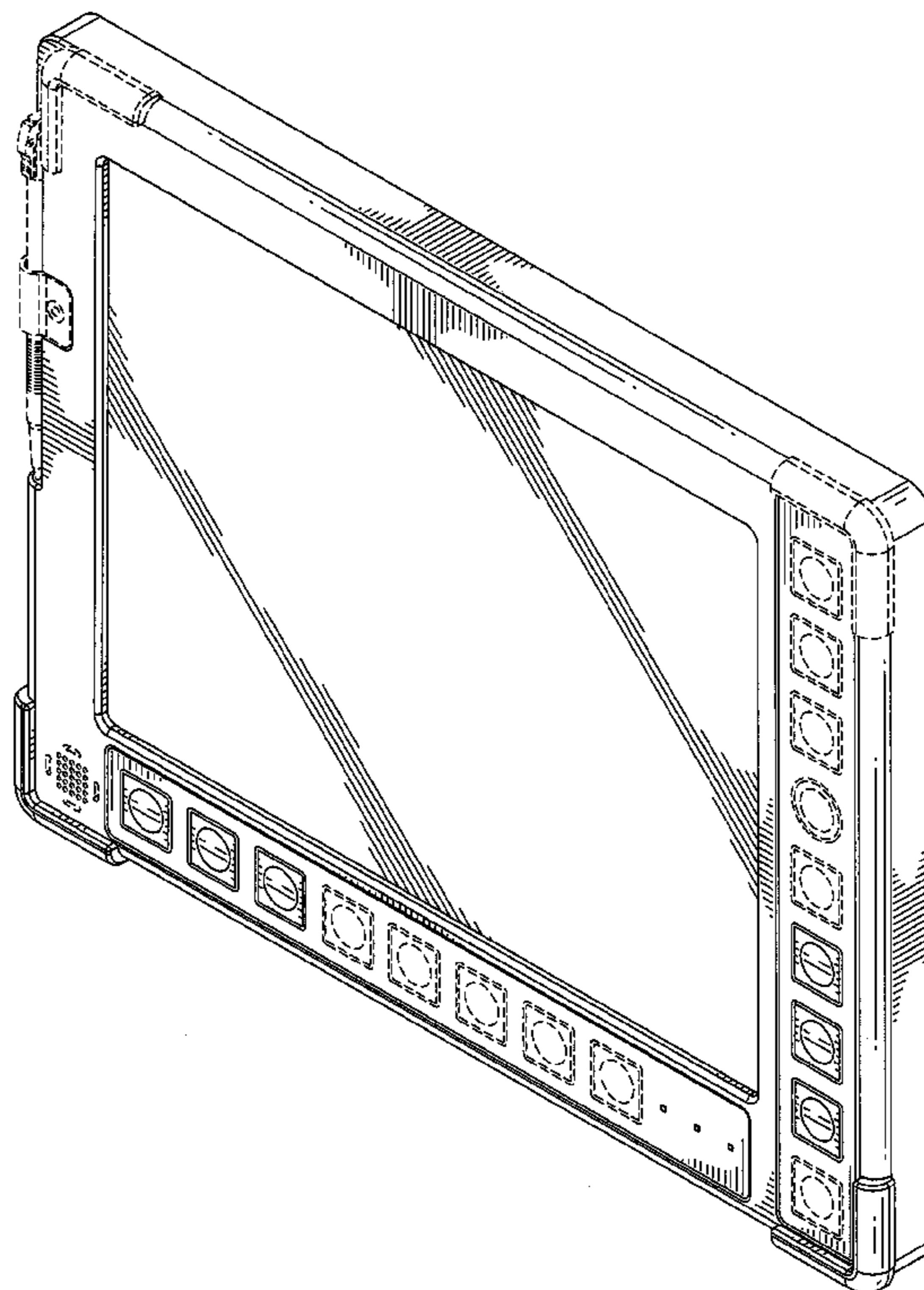
FIG. 5 is a left side view thereof;

FIG. 6 is a top view thereof;

FIG. 7 is a bottom view thereof; and,

FIG. 8 is a back perspective view thereof.

1 Claim, 6 Drawing Sheets



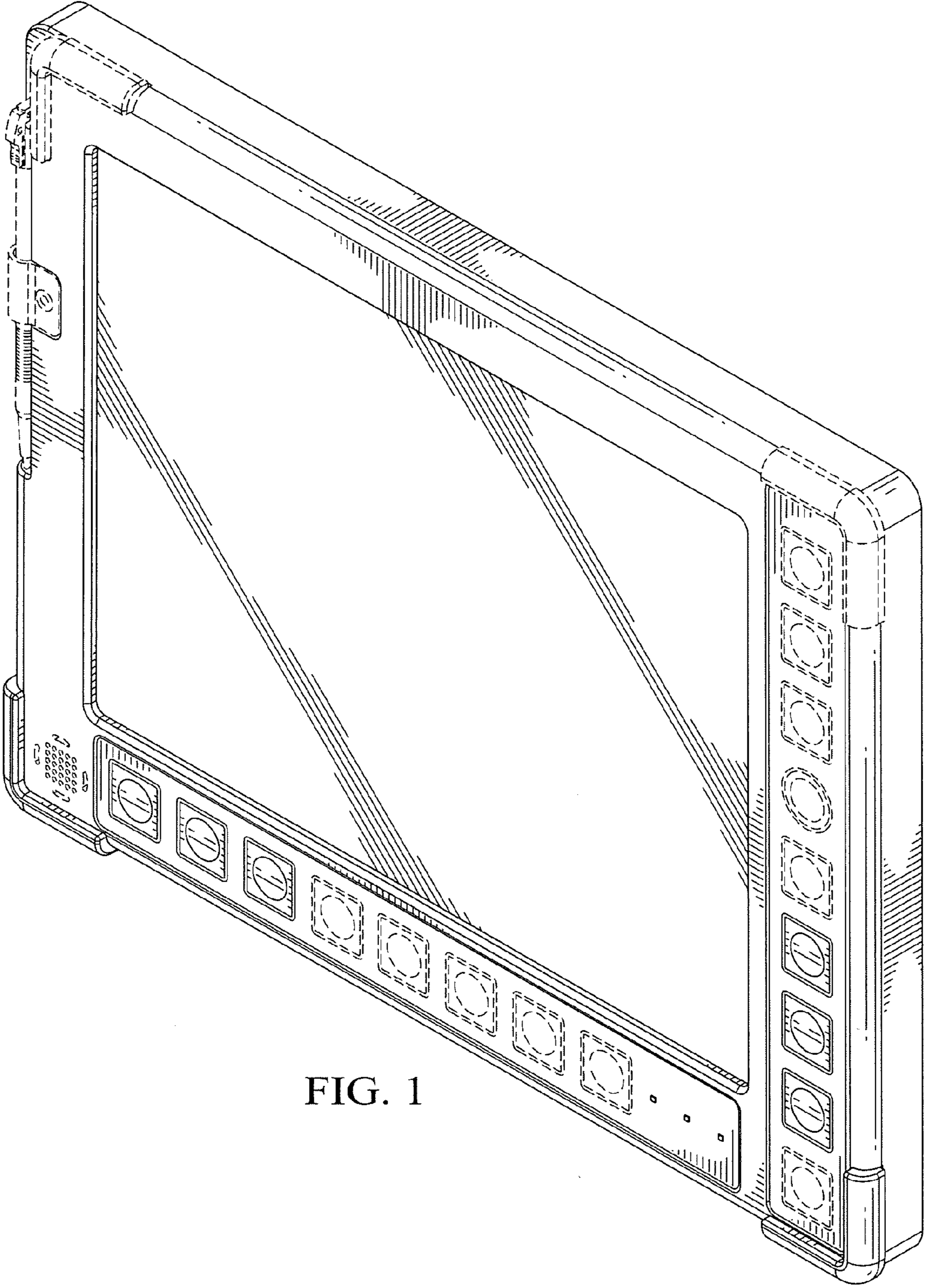


FIG. 1

FIG. 2

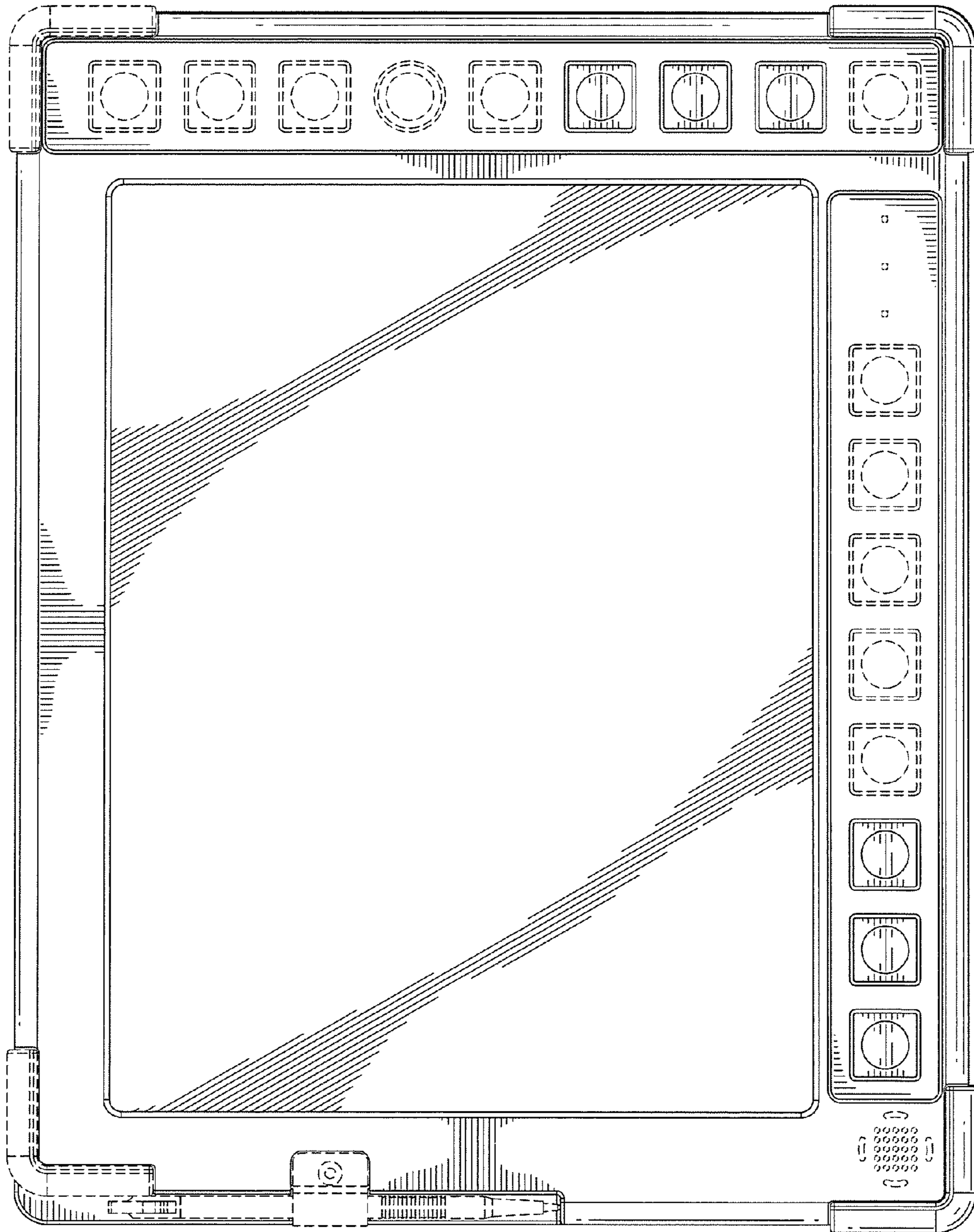



FIG. 3






FIG. 4

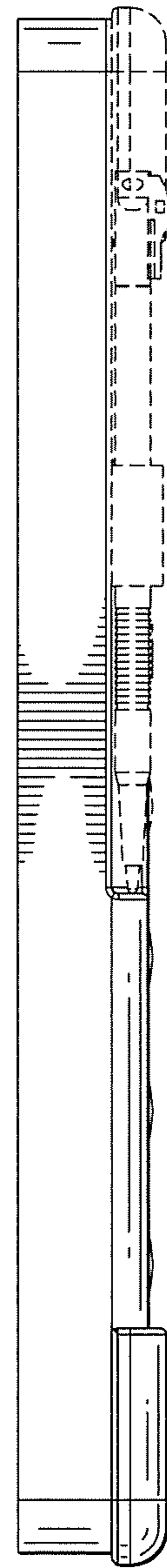


FIG. 5

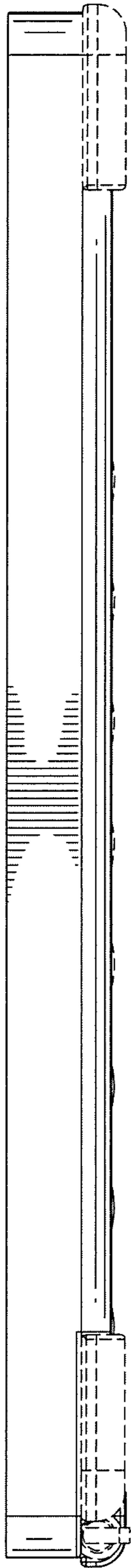


FIG. 6

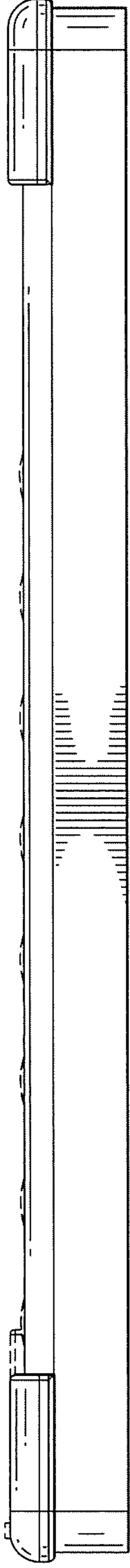


FIG. 7

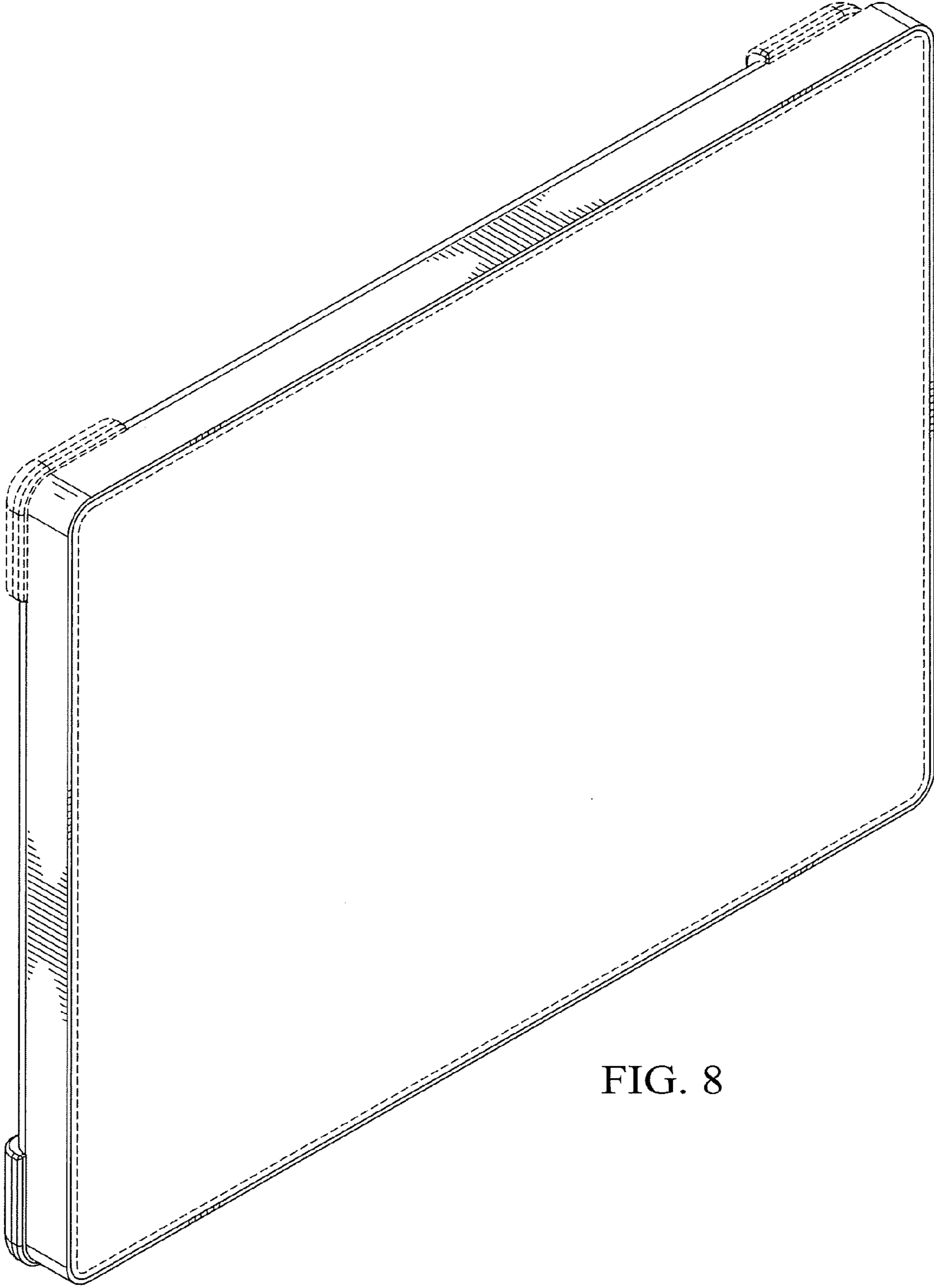


FIG. 8