



US00D742341S

(12) **United States Design Patent**  
**Kim**

(10) **Patent No.:** **US D742,341 S**  
(45) **Date of Patent:** **\*\* Nov. 3, 2015**

(54) **TV**

(71) Applicant: **Samsung Electronics Co., Ltd.**,  
Suwon-si (KR)

(72) Inventor: **Euiseok Kim**, Seongnam-si (KR)

(73) Assignee: **Samsung Electronics Co., Ltd.**,  
Suwon-si (KR)

(\*\*) Term: **14 Years**

(21) Appl. No.: **29/477,830**

(22) Filed: **Dec. 27, 2013**

(30) **Foreign Application Priority Data**

Jun. 28, 2013 (KR) ..... 30-2013-0033477

(51) **LOC (10) Cl.** ..... **14-03**

(52) **U.S. Cl.**  
USPC ..... **D14/126**

(58) **Field of Classification Search**

USPC ..... D14/125-134, 239, 371, 374-377, 450,  
D14/448, 336, 159; D6/300; D10/15, 26;  
D21/329, 331, 333, 515, 577; 312/7.2;  
345/104, 156, 168, 87, 173, 690;  
446/484, 175; 273/148 B;  
248/917-924, 465, 274.1; 348/836,  
348/838, 180, 184, 325, 739

CPC ... G06F 1/1601; G06F 1/1643; H05K 5/0004;  
H05K 5/0017; H05K 5/02; H05K 5/0216

See application file for complete search history.

(56) **References Cited**

U.S. PATENT DOCUMENTS

D461,785 S *	8/2002	Wilmotte	.....	D14/126
D464,331 S *	10/2002	Yu et al.	.....	D14/126
D551,184 S *	9/2007	Kanou et al.	.....	D14/126
D581,887 S *	12/2008	Fujii	.....	D14/126
D680,509 S *	4/2013	Hwangbo et al.	.....	D14/126
D715,754 S *	10/2014	Jang et al.	.....	D14/126
D716,243 S *	10/2014	Kim et al.	.....	D14/126
D717,750 S *	11/2014	Danbi et al.	.....	D14/126
D718,262 S *	11/2014	Ogiya et al.	.....	D14/126
D718,263 S *	11/2014	Kim	.....	D14/126
D718,731 S *	12/2014	Lee et al.	.....	D14/126
D719,118 S *	12/2014	Kim et al.	.....	D14/126
D722,299 S *	2/2015	Kim et al.	.....	D14/126
D722,579 S *	2/2015	Yagi	.....	D14/126

\* cited by examiner

*Primary Examiner* — Eric Goodman

*Assistant Examiner* — Clese Moore, Jr.

(74) *Attorney, Agent, or Firm* — NSIP Law

(57) **CLAIM**

The ornamental design for a TV, as shown and described.

**DESCRIPTION**

FIG. 1 is a front perspective view of a TV showing my new design;

FIG. 2 is a front view thereof;

FIG. 3 is a rear view thereof;

FIG. 4 is a left-side view thereof;

FIG. 5 is a right-side view thereof;

FIG. 6 is a top view thereof; and,

FIG. 7 is a bottom view thereof.

The broken lines illustrating portions of the TV are for environmental purpose only and form no part of the claimed design.

The surface shading of the TV represents a contrasting appearance.

**1 Claim, 7 Drawing Sheets**




FIG. 1




FIG. 2



FIG. 3




FIG. 4



FIG. 5



FIG. 6



FIG. 7

