



US00D742292S

(12) **United States Design Patent**
Peltola et al.

(10) **Patent No.:** **US D742,292 S**
(45) **Date of Patent:** **** Nov. 3, 2015**

(54) **STEP FAIRING FOR MOTOR VEHICLE**

D290,455 S 6/1987 Konen
D292,904 S * 11/1987 Bielby D12/203
D312,609 S 12/1990 Preslik
D312,810 S 12/1990 Preslik

(71) Applicants: **Wallace A. Peltola**, Sammamish, WA
(US); **Jonathan S. Duncan**, Seattle, WA
(US); **Casey W. Keil**, Renton, WA (US);
Brian O. Hannon, Bothell, WA (US)

(Continued)

OTHER PUBLICATIONS

(72) Inventors: **Wallace A. Peltola**, Sammamish, WA
(US); **Jonathan S. Duncan**, Seattle, WA
(US); **Casey W. Keil**, Renton, WA (US);
Brian O. Hannon, Bothell, WA (US)

“AeroCab,” Kenworth Truck Company, Kirkland, Wash., as early as
1995, 3-page brochure.

(Continued)

(73) Assignee: **PACCAR Inc**, Bellevue, WA (US)

Primary Examiner — George D Kirschbaum

Assistant Examiner — Natasha Vujcic

(**) Term: **14 Years**

(74) *Attorney, Agent, or Firm* — Christensen O’Connor
Johnson Kindness PLLC

(21) Appl. No.: **29/507,083**

(57) **CLAIM**

(22) Filed: **Oct. 23, 2014**

The ornamental design for a step fairing for motor vehicle, as
shown and described.

Related U.S. Application Data

DESCRIPTION

(63) Continuation-in-part of application No. 29/486,287,
filed on Mar. 27, 2014, which is a continuation-in-part
of application No. 29/472,575, filed on Nov. 13, 2013,
now abandoned.

(51) **LOC (10) Cl.** **12-16**

(52) **U.S. Cl.**
USPC **D12/203**

(58) **Field of Classification Search**
USPC D12/89, 203, 314; 182/64.1, 127;
280/5.3, 163, 164.2, 166, 169, 291;
D25/62, 63, 68, 69
See application file for complete search history.

FIG. 1 is a perspective view of a step fairing for a motor
vehicle according to a second embodiment of our new design;
FIG. 2 is a front elevational view of the step fairing for a motor
vehicle of FIG. 1;
FIG. 3 is a top plan view of the step fairing for a motor vehicle
of FIG. 1;
FIG. 4 is a bottom plan view of the step fairing for a motor
vehicle of FIG. 1;
FIG. 5 is a right side elevational view of the step fairing for a
motor vehicle of FIG. 1; and,
FIG. 6 is a left side elevational view of the step fairing for a
motor vehicle of FIG. 1.

(56) **References Cited**

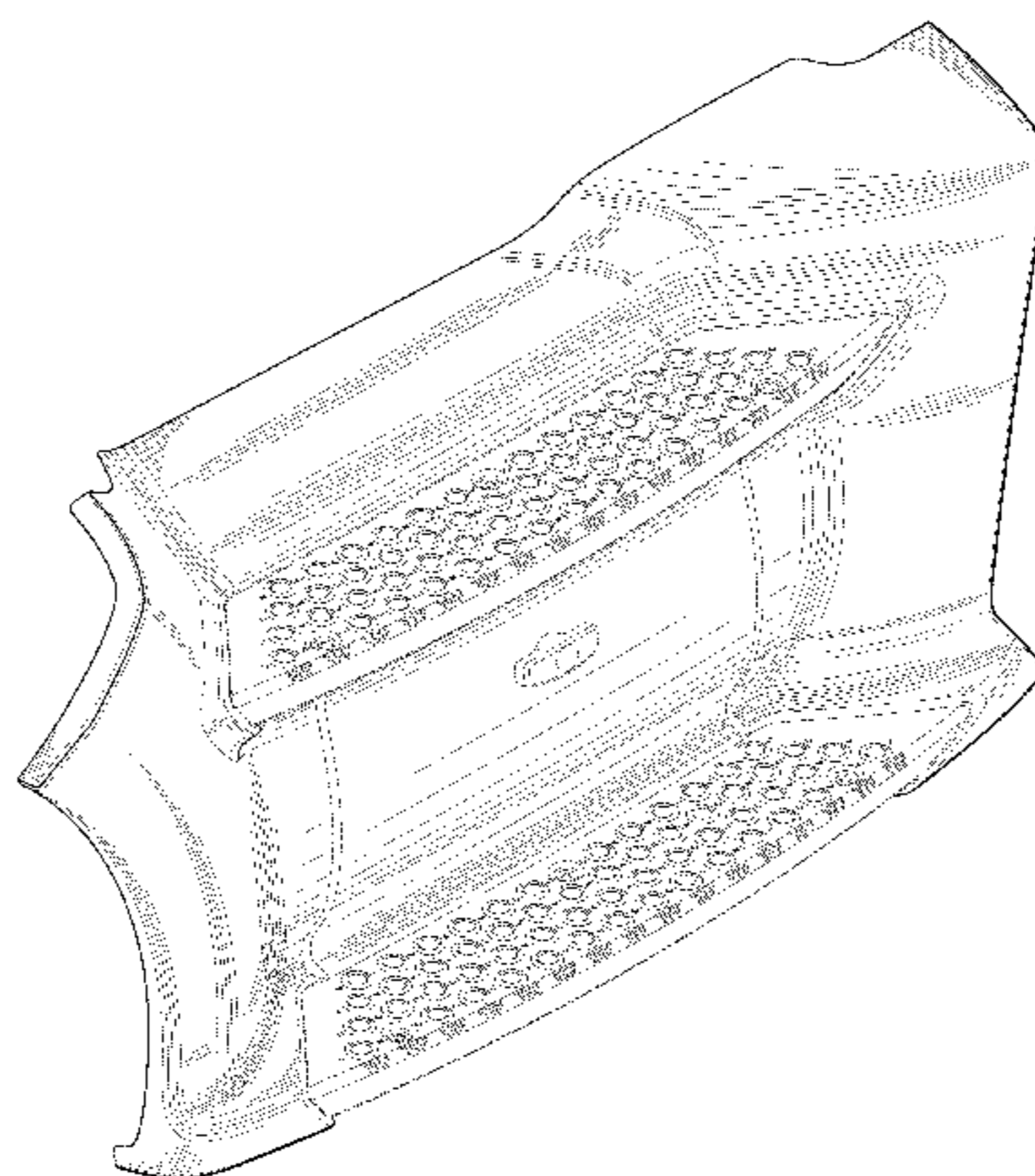
FIGS. 1-6 illustrate a first embodiment of our novel design
suitable for use on the right side of a vehicle. Our novel design
also includes a second embodiment suitable for use on the left
side of a vehicle, which is mirrored symmetrical to FIGS. 1-6
and therefore not separately illustrated.

U.S. PATENT DOCUMENTS

The broken lines shown in the drawings illustrate portions of
the step fairing for motor vehicle that form no part of the
claimed design.

D229,045 S * 11/1973 Woodall D12/203
4,021,055 A * 5/1977 Okland 280/163
D265,983 S 8/1982 Sullivan
4,401,338 A 8/1983 Caldwell
4,408,792 A 10/1983 Sullivan
D271,191 S 11/1983 Amprim
D289,891 S 5/1987 Bielby

1 Claim, 5 Drawing Sheets



(56)

References Cited

U.S. PATENT DOCUMENTS

D314,163 S 1/1991 Harris
 D320,583 S 10/1991 Simons
 D335,855 S 5/1993 Callaway
 D340,905 S * 11/1993 Orth et al. D12/203
 D341,563 S 11/1993 Niemi
 D356,770 S 3/1995 Almen
 D361,319 S * 8/1995 Orth et al. D12/203
 D374,418 S 10/1996 Griffin
 D375,925 S 11/1996 Griffin
 D381,949 S 8/1997 Barrett, Jr.
 D391,524 S 3/1998 Anderson
 D395,269 S 6/1998 McCauley, Jr.
 D395,848 S 7/1998 Meryman
 D399,465 S 10/1998 Saleen
 D399,791 S 10/1998 Hellhake
 D399,792 S 10/1998 Hellhake
 D403,999 S 1/1999 Lund
 D411,140 S 6/1999 Meryman
 5,916,099 A * 6/1999 Hall 52/182
 D420,622 S 2/2000 Hellhake
 D420,957 S 2/2000 Yanez
 D424,495 S 5/2000 Damon
 D424,496 S 5/2000 Damon
 D424,999 S 5/2000 Carlson
 D425,450 S 5/2000 Barraclough
 D431,806 S 10/2000 Damon
 D433,365 S 11/2000 Beigel
 D433,967 S 11/2000 Delashaw
 D434,347 S 11/2000 Damon
 D434,348 S 11/2000 Delashaw
 D435,237 S 12/2000 Damon
 D436,894 S 1/2001 Barraclough
 D437,258 S 2/2001 Meryman
 D442,901 S 5/2001 Conway
 D460,023 S 7/2002 Beigel
 D465,749 S 11/2002 Beigel
 D491,508 S 6/2004 Perfetti
 D496,620 S 9/2004 Perfetti
 D499,679 S 12/2004 Perfetti
 D519,891 S 5/2006 Lai
 D522,426 S 6/2006 Beigel
 D522,944 S 6/2006 Beigel
 D522,945 S 6/2006 Beigel
 D531,948 S 11/2006 Angelo
 D532,731 S 11/2006 Angelo
 D535,597 S 1/2007 Herpel
 D549,144 S 8/2007 Elliott
 D549,146 S 8/2007 Kieffer
 D556,345 S * 11/2007 Desjoyaux et al. D25/65
 D558,643 S 1/2008 Beigel
 D564,431 S 3/2008 Orr
 D566,639 S 4/2008 Elliott
 D567,156 S 4/2008 Hutchins
 D603,315 S 11/2009 Gamou
 D607,395 S * 1/2010 Beigel et al. D12/203
 7,641,254 B2 1/2010 Stegawski
 D613,224 S 4/2010 Beigel
 7,971,286 B2 * 7/2011 Dillen et al. 4/496
 D643,353 S 8/2011 Balicki
 D646,613 S 10/2011 Medina
 D652,774 S 1/2012 Aris
 D660,756 S 5/2012 Peltola
 D660,761 S * 5/2012 Kerr D12/203

D666,541 S 9/2012 Stimel, Jr.
 2005/0040668 A1 2/2005 Wood
 2009/0033058 A1 2/2009 VanderGriend
 2013/0221632 A1* 8/2013 Higgs et al. 280/169

OTHER PUBLICATIONS

“AG130 Front Air Suspension,” Kenworth Truck Company, Kirkland, Wash., 2008, 2-page brochure.
 Berg, T., “Mack Emphasizes Fuel Economy With Pinnacle Announcements,” HTD | Truckinginfo, Mar. 2011, <<http://www.truckinginfo.com/channel/products/article/story/2011/03/mack-emphasizes-fuel-economy-with-pinnacle-announcements.aspx>> [retrieved Jan. 26, 2014], 8 pages.
 “Class Pays, Truck Models,” Peterbilt Motors Company, Denton, Tex., Mar. 2005, 24-page brochure.
 “Class Pays,” Peterbilt Motors Company, Denton, Tex., Nov. 1998, 10-page brochure.
 “Class Pays,” Peterbilt Motors Company, Denton, Tex., Sep. 1997, 10-page brochure.
 “Early Adopters of PACCAR MX-13 Engine Reaping Benefits With Kenworth Trucks,” Kenworth Truck Company, News Release, Nov. 21, 2013, <<http://www.kenworth.com/news/news-releases/2013/november/paccar-mx-13-early-adopters.aspx>> [retrieved Jan. 26, 2014], 5 pages.
 “Kenworth Truck Models,” Kenworth Truck Company, Kirkland, Wash., 2010, 16-page brochure.
 “Model 377A/E,” Peterbilt Motors Company, Denton, Tex., Aug. 1997, 2-page brochure.
 “Model 377A/E,” Peterbilt Motors Company, Denton, Tex., Jan. 1995, 6-page brochure.
 “Model 385,” Peterbilt Motors Company, Denton, Tex., Oct. 1996, 5-page brochure.
 “Model 387,” Peterbilt Motors Company, Denton, Tex., Oct. 2002, 2-page brochure.
 “PACCAR Announces Second Quarter Revenues and Earnings,” Fleet News Daily, May 1, 2013, <<http://fleetnewsdaily.com/paccar-announces-second-quarter-revenues-and-earnings/>> [retrieved Jan. 26, 2014], 6 pages.
 “T2000,” Kenworth Truck Company, Kirkland, Wash., 1999, 20-page brochure.
 “T2000,” Kenworth Truck Company, Kirkland, Wash., 2002, 20-page brochure.
 “T2000,” Kenworth Truck Company, Kirkland, Wash., 2005, 20-page brochure.
 “T600,” Kenworth Truck Company, Kirkland, Wash., 1996, 7-page brochure.
 “T600,” Kenworth Truck Company, Kirkland, Wash., 2002, 28-page brochure.
 “T600,” Kenworth Truck Company, Kirkland, Wash., 2005, 24-page brochure.
 “T660,” Kenworth Truck Company, Kirkland, Wash., 2007, 36-page brochure.
 “T660,” Kenworth Truck Company, Kirkland, Wash., 2009, 36-page brochure.
 “T700,” Kenworth Truck Company, Kirkland, Wash., 2010, 6-page brochure.
 “The World’s Best,” Kenworth Truck Company, Kirkland, Wash., 1992, 12-page brochure.
 “Unibilt™ Cab Sleeper System,” Peterbilt Motors Company, Denton, Tex., Aug. 1994, 6-page brochure.

* cited by examiner

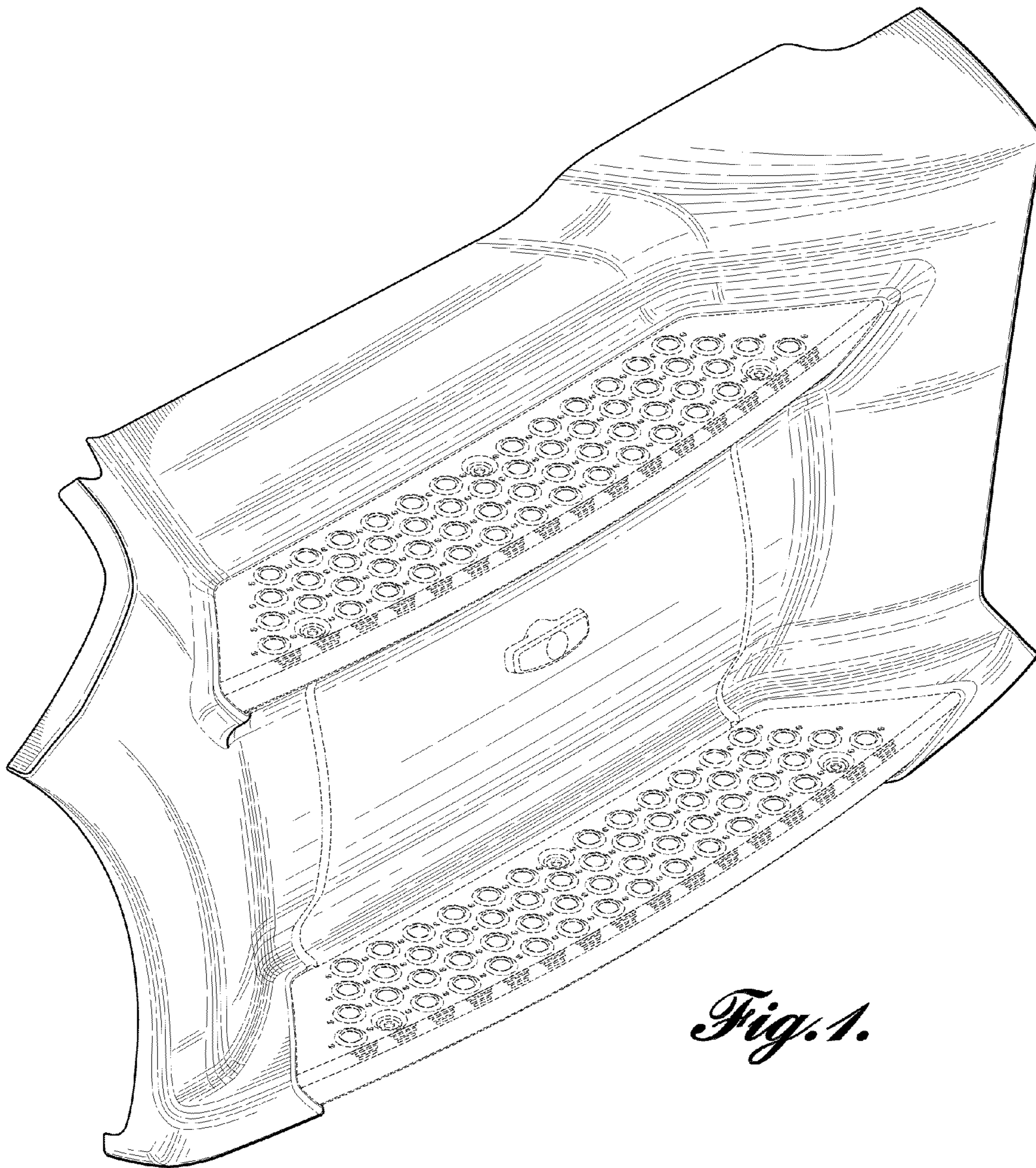


Fig. 1.

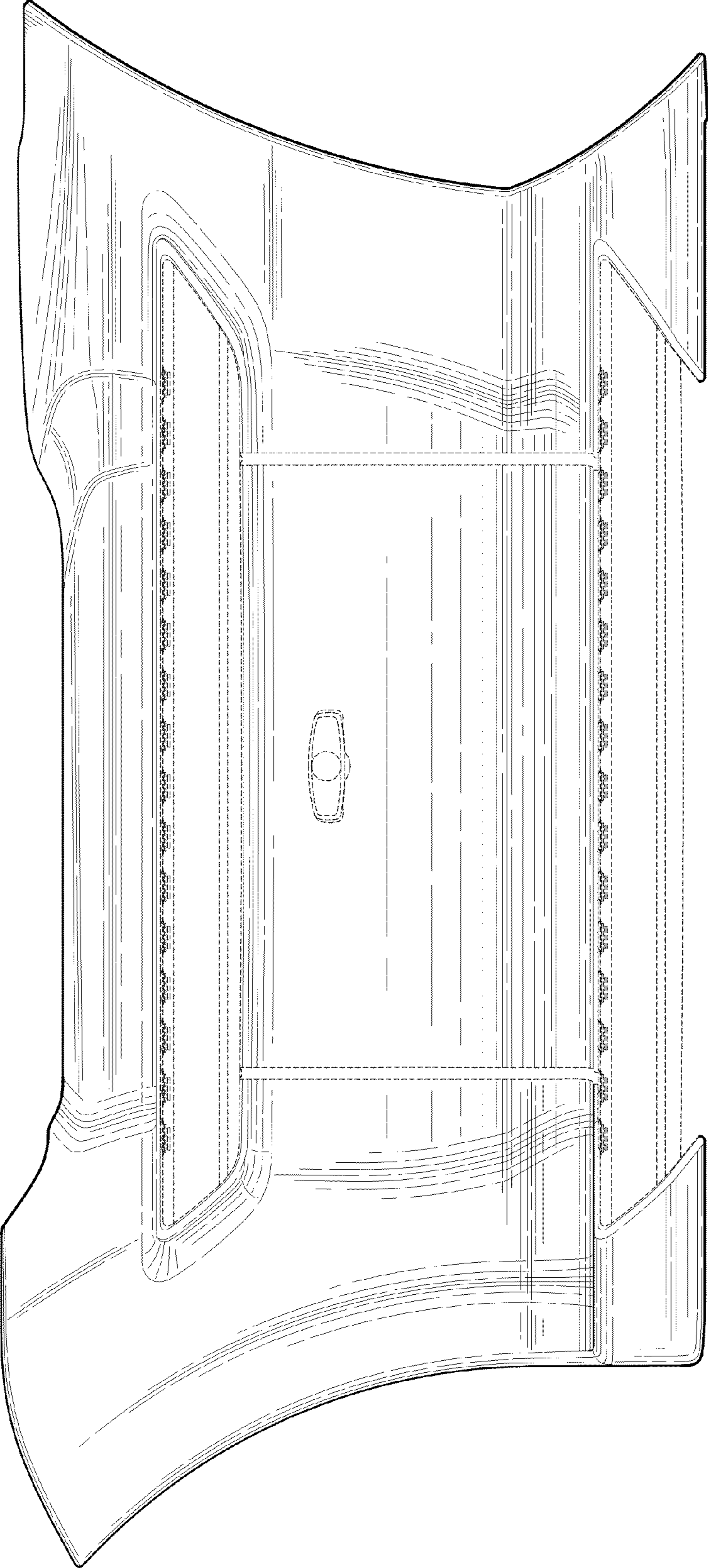


Fig. 2.

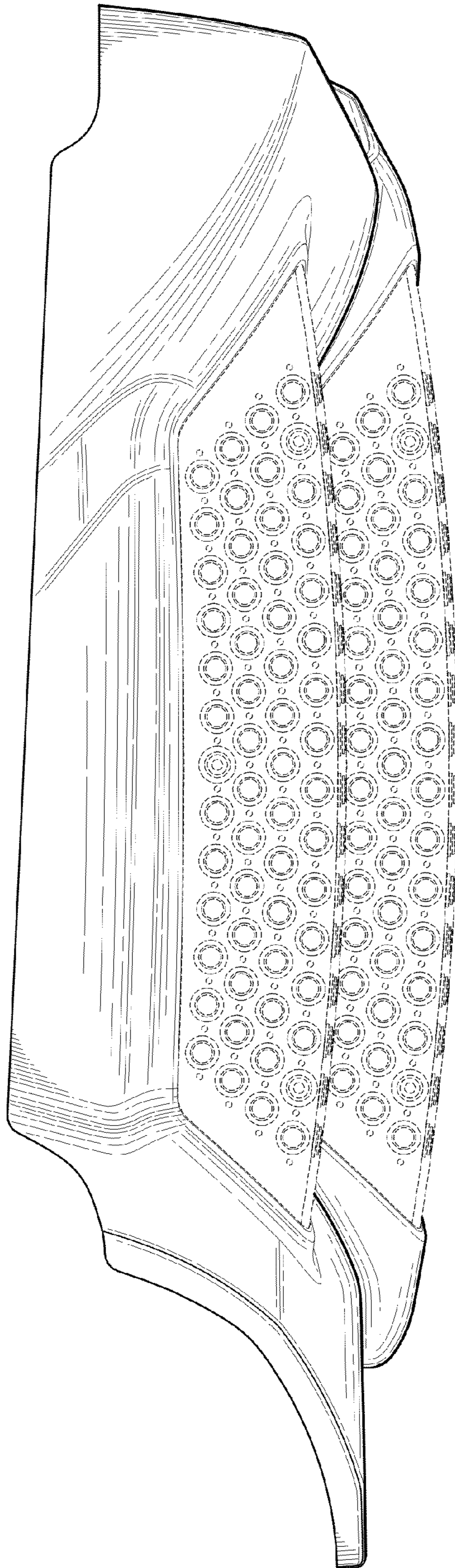


Fig. 3.




Fig. 4.

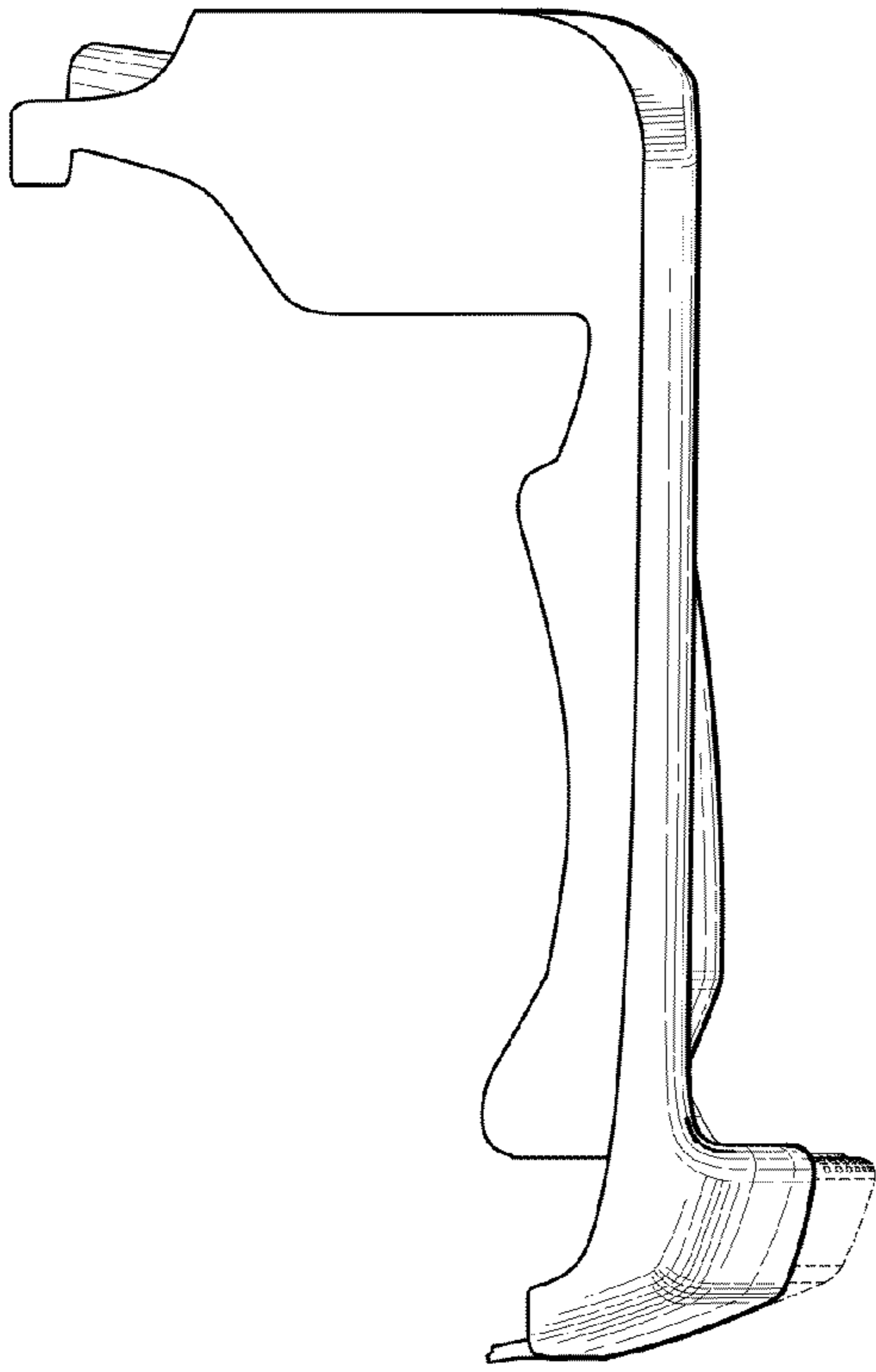


Fig. 5.

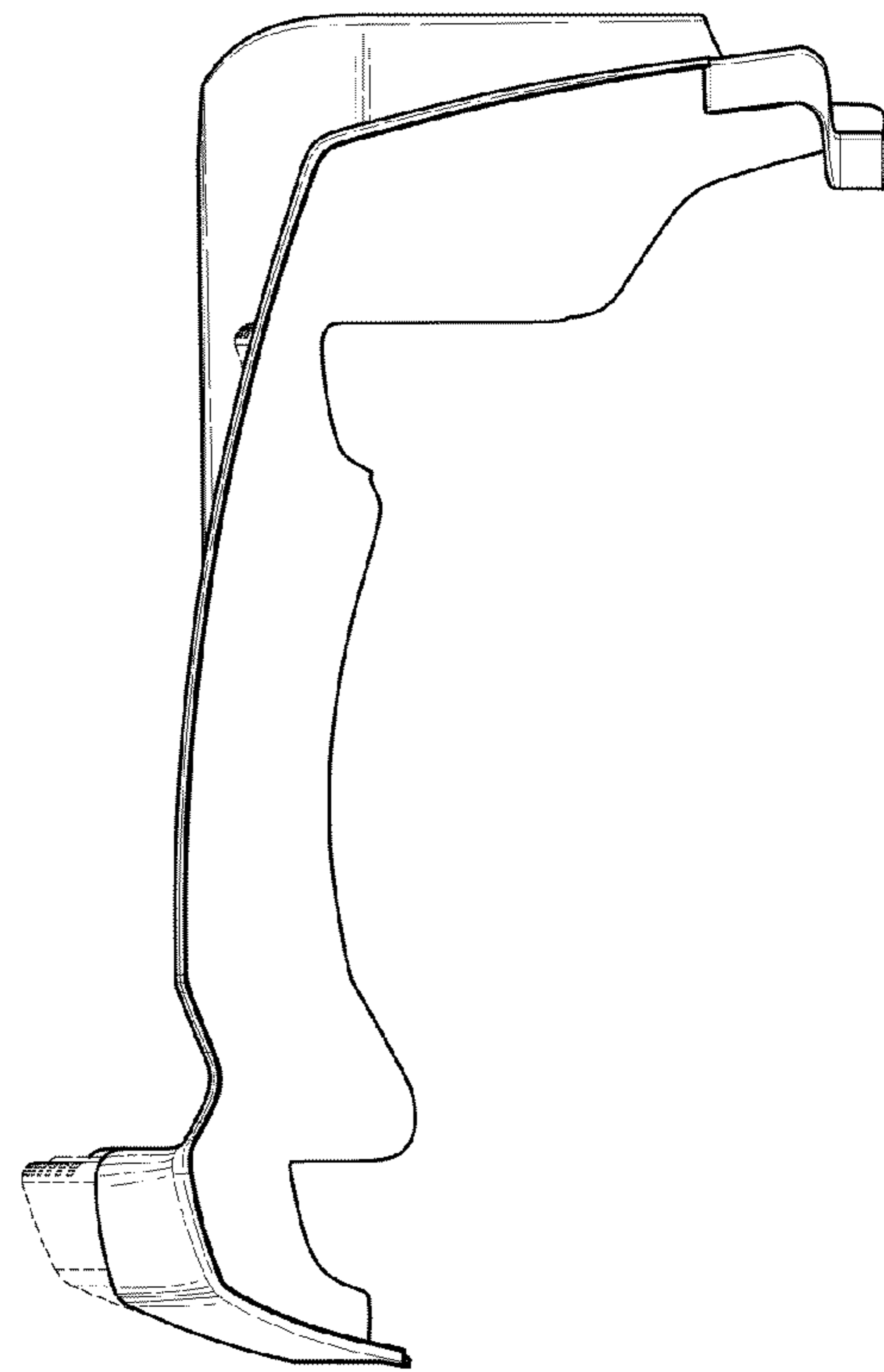


Fig. 6.