



US00D742279S

(12) **United States Design Patent**  
**Takaoka**

(10) **Patent No.:** **US D742,279 S**

(45) **Date of Patent:** **\*\* Nov. 3, 2015**

(54) **PLANTER**

(71) Applicant: **TAKASHO CO., LTD.**, Kainan-shi,  
Wakayama-ken (JP)

(72) Inventor: **Nobuo Takaoka**, Kainan (JP)

(73) Assignee: **TAKASHO CO., LTD.**, Wakayama-Ken  
(JP)

(\*\*) Term: **14 Years**

(21) Appl. No.: **29/499,413**

(22) Filed: **Aug. 14, 2014**

(51) **LOC (10) Cl.** ..... **11-02**

(52) **U.S. Cl.**  
USPC ..... **D11/156**

(58) **Field of Classification Search**  
USPC ..... D3/304; D6/403–405, 675, 683;  
D9/425, 428; D11/143–156, 164;  
D25/15

CPC ..... A01G 9/00; A01G 9/02; A01G 9/021;  
A01G 9/022; A01G 9/024; A01G 9/10;  
A01G 9/04; A01G 9/042; A01G 9/14; A01G  
9/16; A01G 31/02; B65D 33/02

See application file for complete search history.

(56) **References Cited**

**U.S. PATENT DOCUMENTS**

339,694	A *	4/1886	Rine	119/61.4
432,671	A *	7/1890	Kent	119/61.1
749,717	A *	1/1904	Carpenter	119/61.1
1,644,263	A *	10/1927	Moellring	119/61.3
D223,677	S *	5/1972	Weinert	D11/156
D266,218	S *	9/1982	Hodson	D6/691.8
D271,954	S *	12/1983	Neil	D11/156

D271,955	S *	12/1983	Neil	D11/156
D341,687	S *	11/1993	Park	D34/5
5,584,141	A *	12/1996	Johnson	47/65
D634,134	S *	3/2011	Gingrich	D6/405
D637,361	S *	5/2011	Jeffries	D30/131
D642,401	S *	8/2011	Lien et al.	D6/403
D643,647	S *	8/2011	Owen et al.	D6/403
D661,164	S *	6/2012	Licamele	D8/1
D677,017	S *	2/2013	Jeffries	D30/131
D703,012	S *	4/2014	Yen	D8/1
D716,689	S *	11/2014	Takaoka	D11/155
D722,527	S *	2/2015	Rivard et al.	D11/156
2009/0183427	A1 *	7/2009	DiMaggio	47/39

\* cited by examiner

*Primary Examiner* — Elizabeth Albert

(74) *Attorney, Agent, or Firm* — Carter, DeLuca, Farrell & Schmidt, LLP; Robert P. Michal, Esq.

(57) **CLAIM**

I claim the ornamental design for a planter, as shown and described.

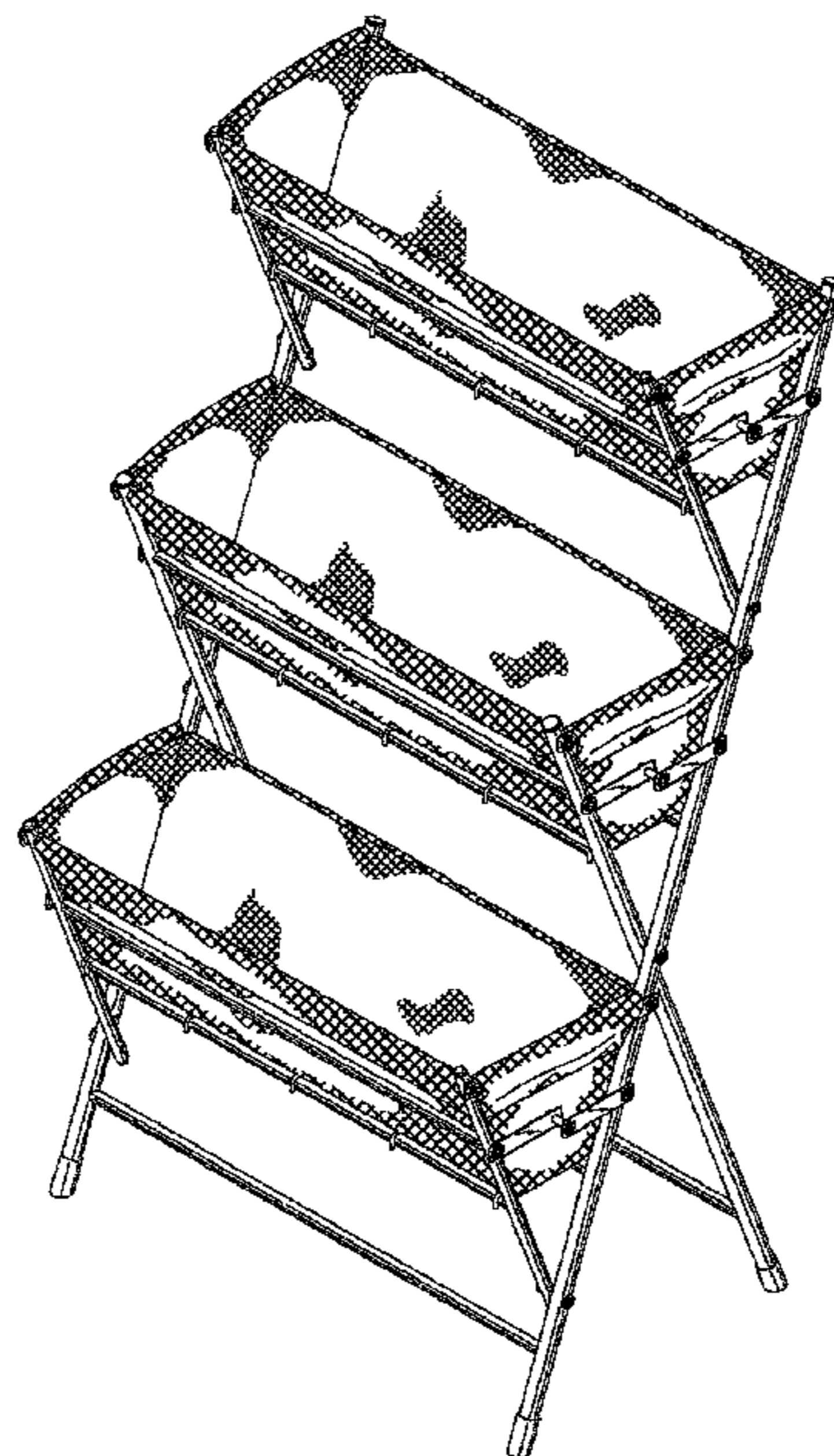
**DESCRIPTION**

FIG. 1 is a front elevation view of the planter showing my new design;  
FIG. 2 is a rear elevation view thereof;  
FIG. 3 is a right side elevation view thereof;  
FIG. 4 is a left side elevation view thereof;  
FIG. 5 is a top plan view thereof;  
FIG. 6 is a bottom plan view thereof; and,  
FIG. 7 is a top perspective view thereof.

The broken lines showing portions of the planter are included to show features that form no part of the claimed design.

The texture lines of the material, although only intermittently shown, are understood to be uniformly distributed over the surfaces of the planter.

**1 Claim, 7 Drawing Sheets**



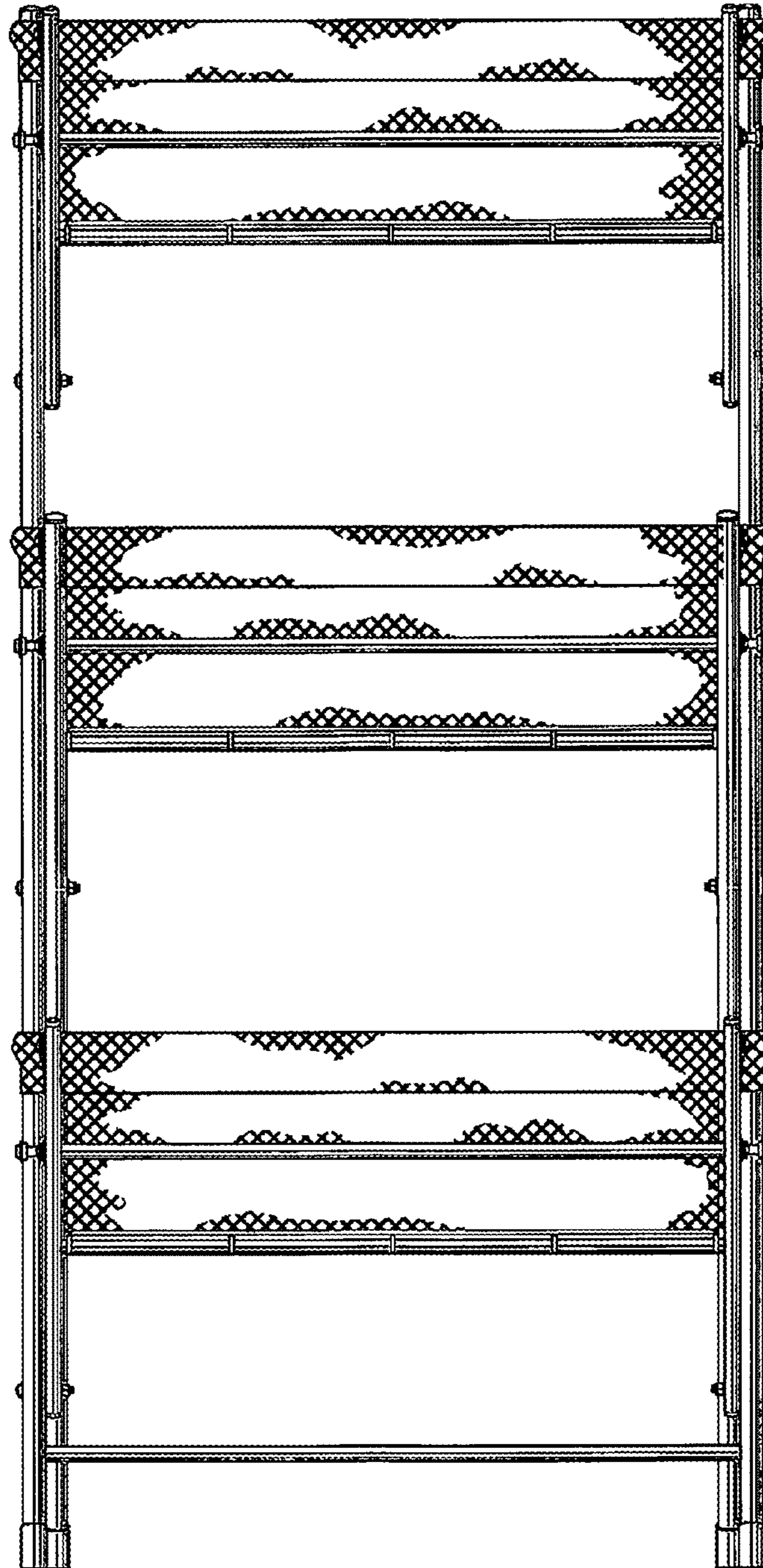


FIG. 1

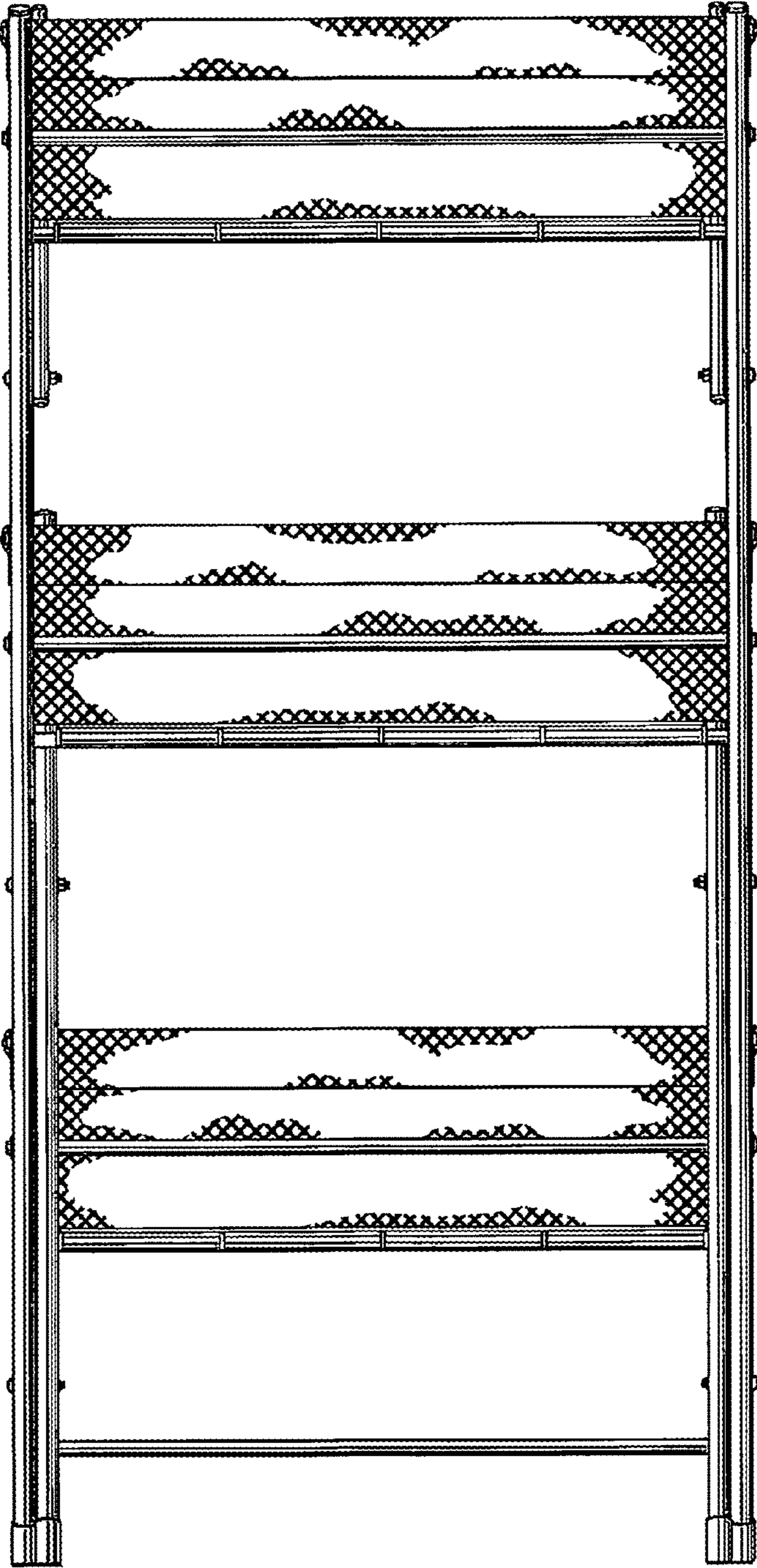
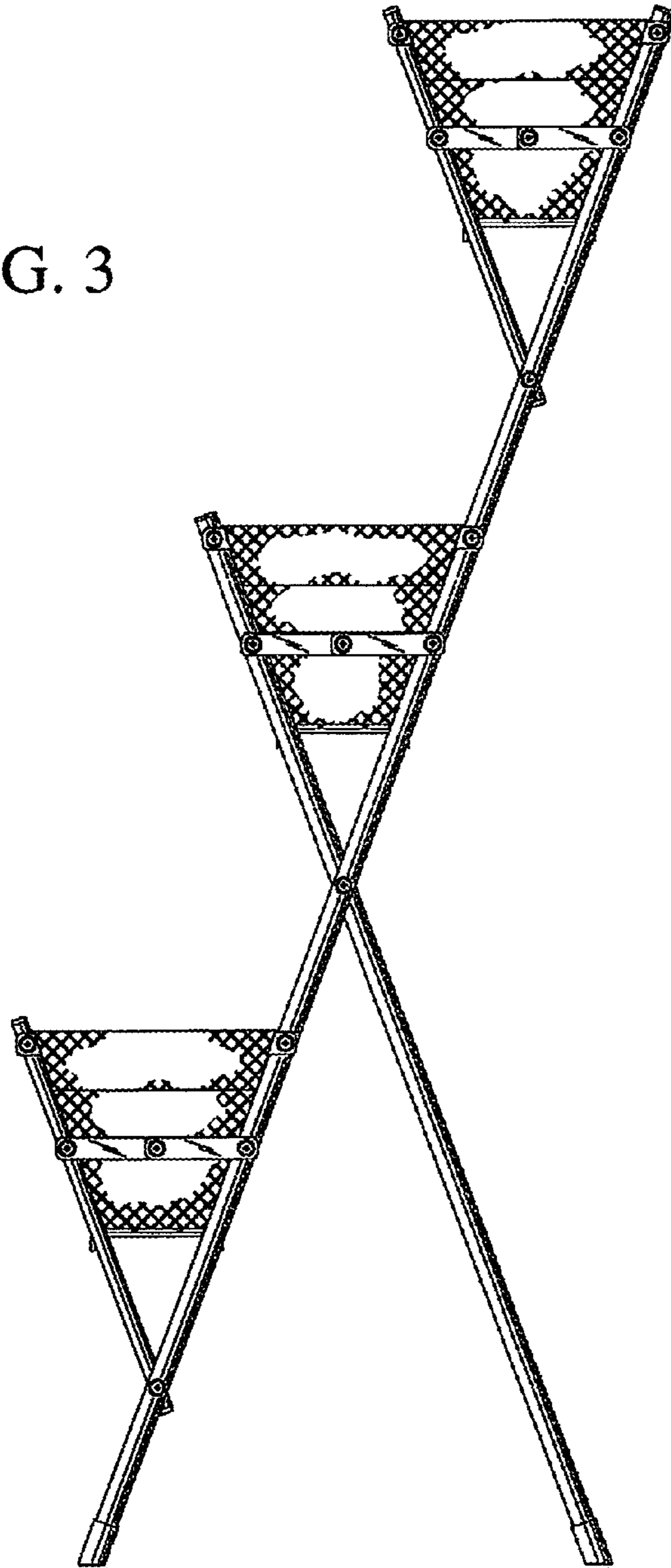


FIG. 2

FIG. 3



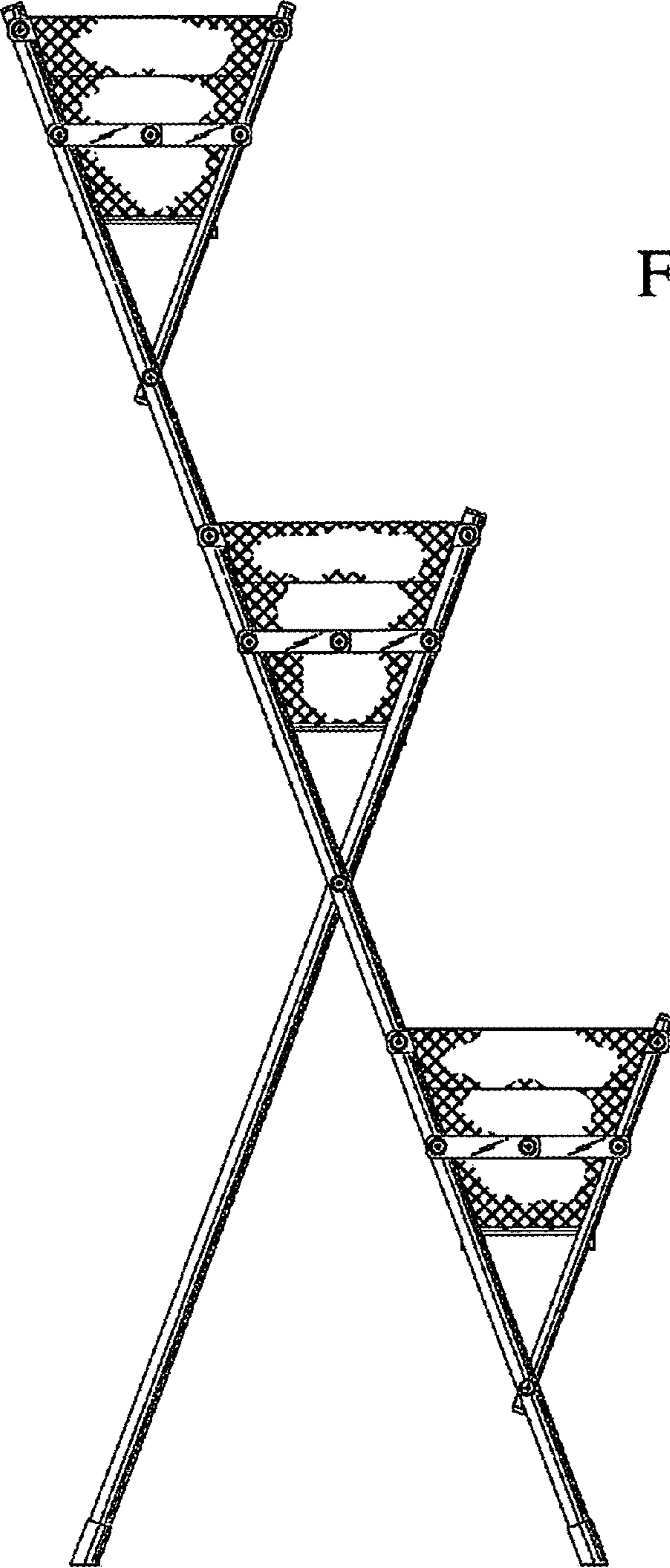


FIG. 4




FIG. 5

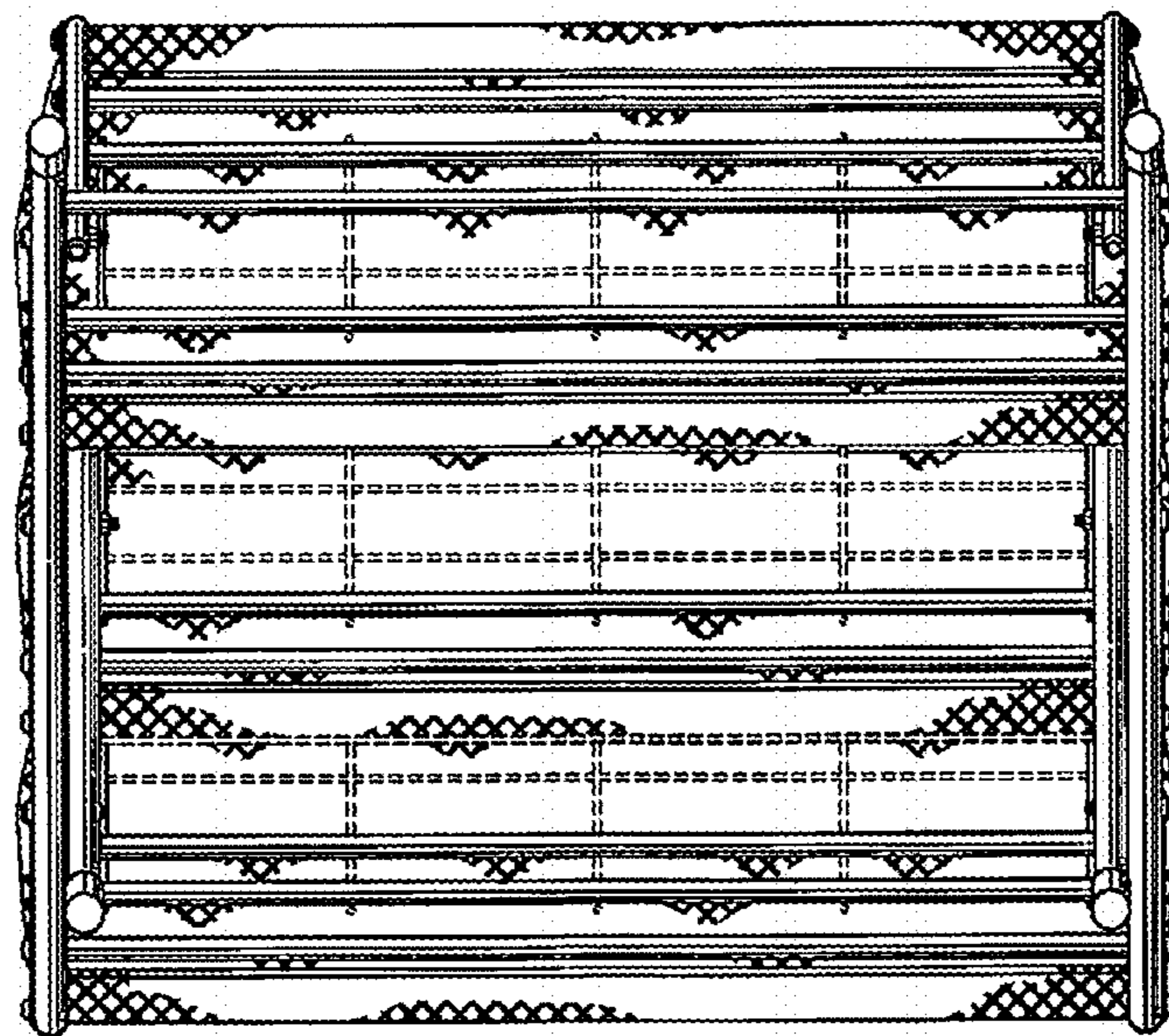


FIG. 6

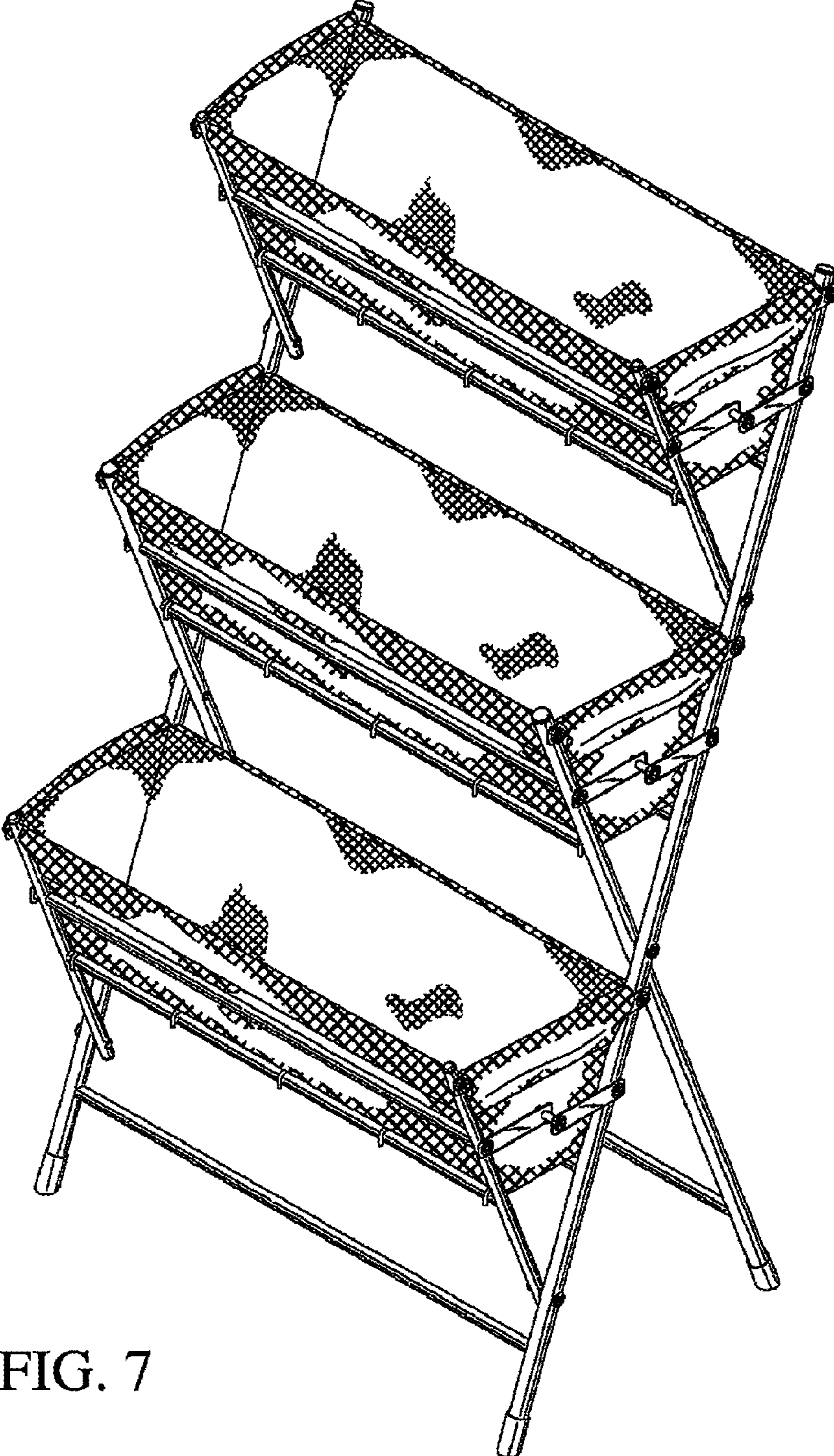


FIG. 7