



US00D742252S

(12) **United States Design Patent**  
**Akagi et al.**

(10) **Patent No.:** **US D742,252 S**  
(45) **Date of Patent:** **\*\* Nov. 3, 2015**

(54) **WRIST WATCH**

(71) Applicant: **CASIO KEISANKI KABUSHIKI KAISHA**, Shibuya-ku, Tokyo (JP)

(72) Inventors: **Takayasu Akagi**, Hino (JP); **Hideki Watanabe**, Sagamihara (JP)

(73) Assignee: **CASIO KEISANKI KABUSHIKI KAISHA**, Tokyo (JP)

(\*\*) Term: **14 Years**

(21) Appl. No.: **29/486,689**

(22) Filed: **Apr. 1, 2014**

(30) **Foreign Application Priority Data**

Dec. 20, 2013 (CN) ..... 2013 3 0636918

(51) **LOC (10) Cl.** ..... **10-02**

(52) **U.S. Cl.**  
USPC ..... **D10/30; D10/39; D10/126**

(58) **Field of Classification Search**

USPC ..... D10/30-39, 1-29, 122-132  
CPC ..... G04B 19/00; G04B 19/04; G04B 19/042;  
G04B 19/044; G04B 19/10; G04B 19/106;  
G04B 19/24; G04B 37/0008; G04B 37/0058;  
G04B 37/084; G04B 37/18; G04B 45/00;  
G04B 45/0069; G04B 45/0076; G04F 7/00;  
G04F 7/06; G04F 7/08; H01Q 1/273

See application file for complete search history.

(56) **References Cited**

**U.S. PATENT DOCUMENTS**

5,220,541 A \* 6/1993 Vuilleumier ..... G04F 7/08  
368/110  
D497,109 S \* 10/2004 Itsubo ..... D10/30  
D526,575 S \* 8/2006 Shiraishi ..... D10/38

D534,084 S \* 12/2006 Linde ..... D10/39  
7,355,556 B2 \* 4/2008 Abe ..... H01Q 1/273  
343/788  
D573,488 S \* 7/2008 Sanz ..... D10/39  
D645,362 S \* 9/2011 Houlihan ..... D10/38  
D652,326 S \* 1/2012 Kummer ..... D10/38  
D658,080 S \* 4/2012 Syoubayashi ..... D10/38  
D658,081 S \* 4/2012 Akagi ..... D10/39  
D658,527 S \* 5/2012 Ikezu ..... D10/124  
D663,222 S \* 7/2012 Nakai ..... D10/39  
D664,450 S \* 7/2012 Syoubayashi ..... D10/39  
D685,666 S \* 7/2013 Nakai ..... D10/128  
2012/0075964 A1 \* 3/2012 Hirayama ..... G04B 37/084  
368/281

\* cited by examiner

*Primary Examiner* — Martie K Holtje

(74) *Attorney, Agent, or Firm* — Holtz, Holtz, Goodman & Chick PC

(57) **CLAIM**

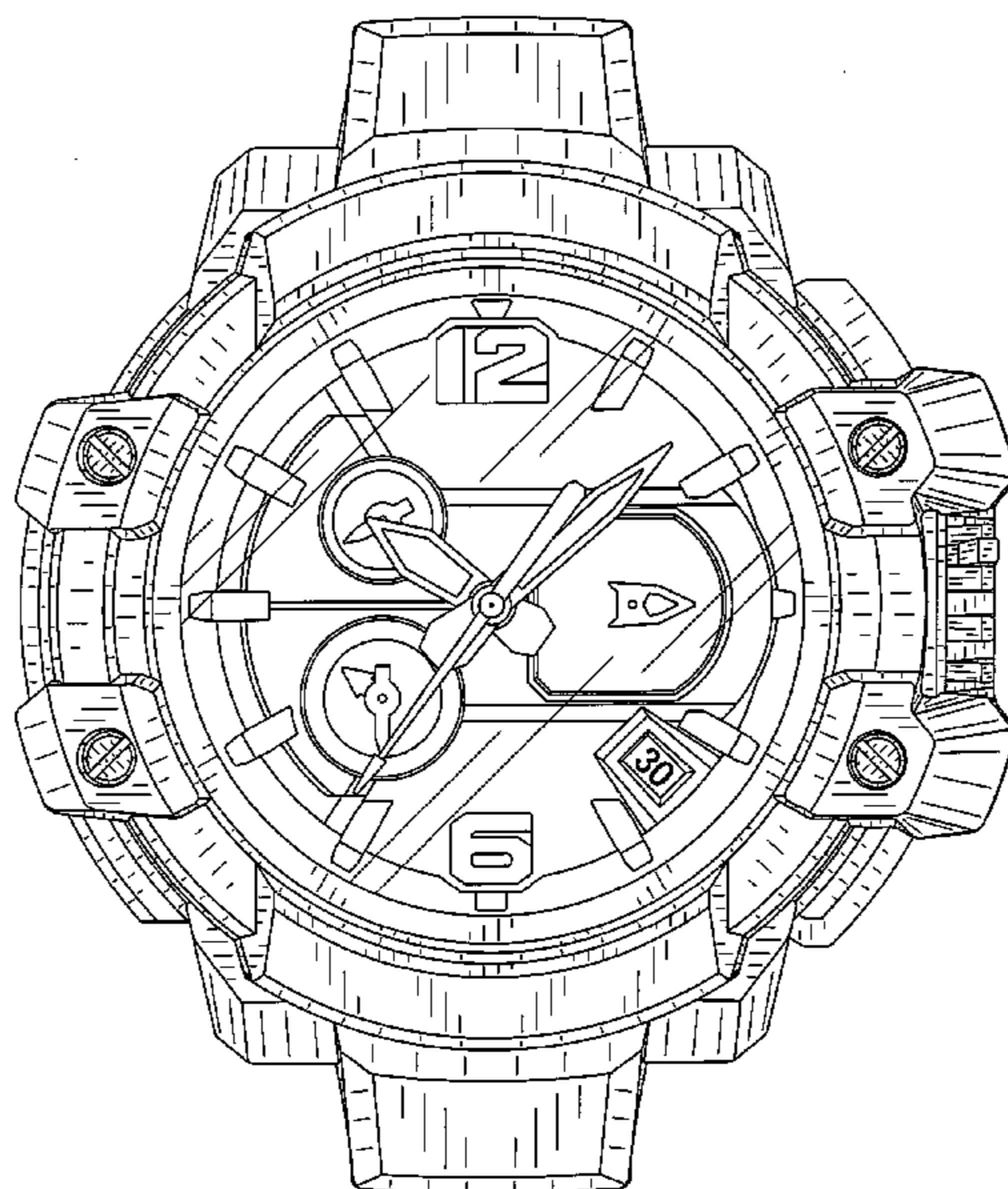
The ornamental design for a wrist watch, as shown and described.

**DESCRIPTION**

FIG. 1 is a bottom, right front perspective view of a wrist watch showing our new design;  
FIG. 2 is a front elevational view thereof;  
FIG. 3 is a rear elevational view thereof;  
FIG. 4 is a left side view thereof;  
FIG. 5 is a right side view thereof;  
FIG. 6 is a top plan view thereof;  
FIG. 7 is a bottom plan view thereof; and,  
FIG. 8 is a reference right front perspective view thereof, drawn to a reduced scale.

The straps depicted by broken lines in FIG. 8 represent environment that forms no part of the claimed design.

**1 Claim, 7 Drawing Sheets**



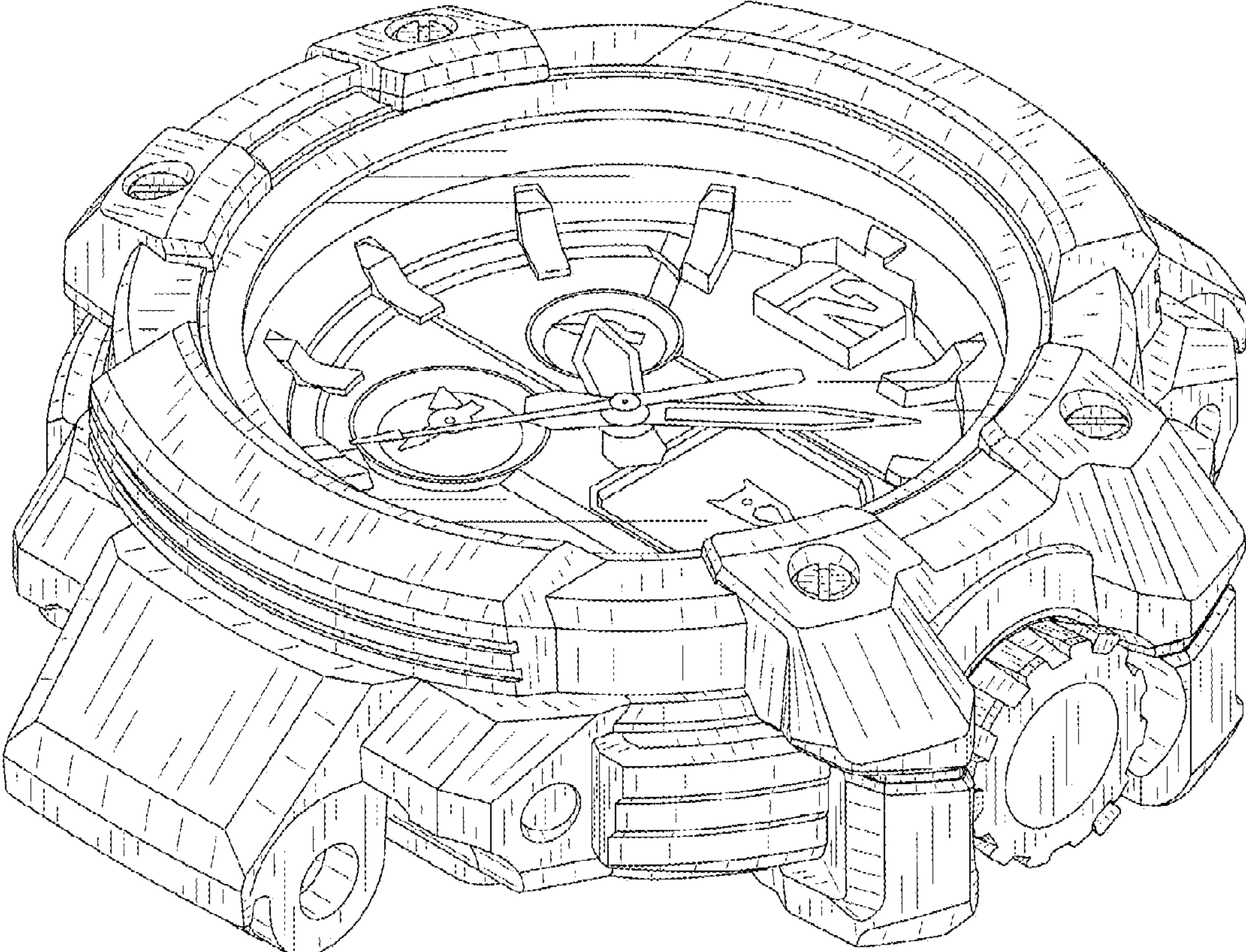


FIG. 1




FIG. 2

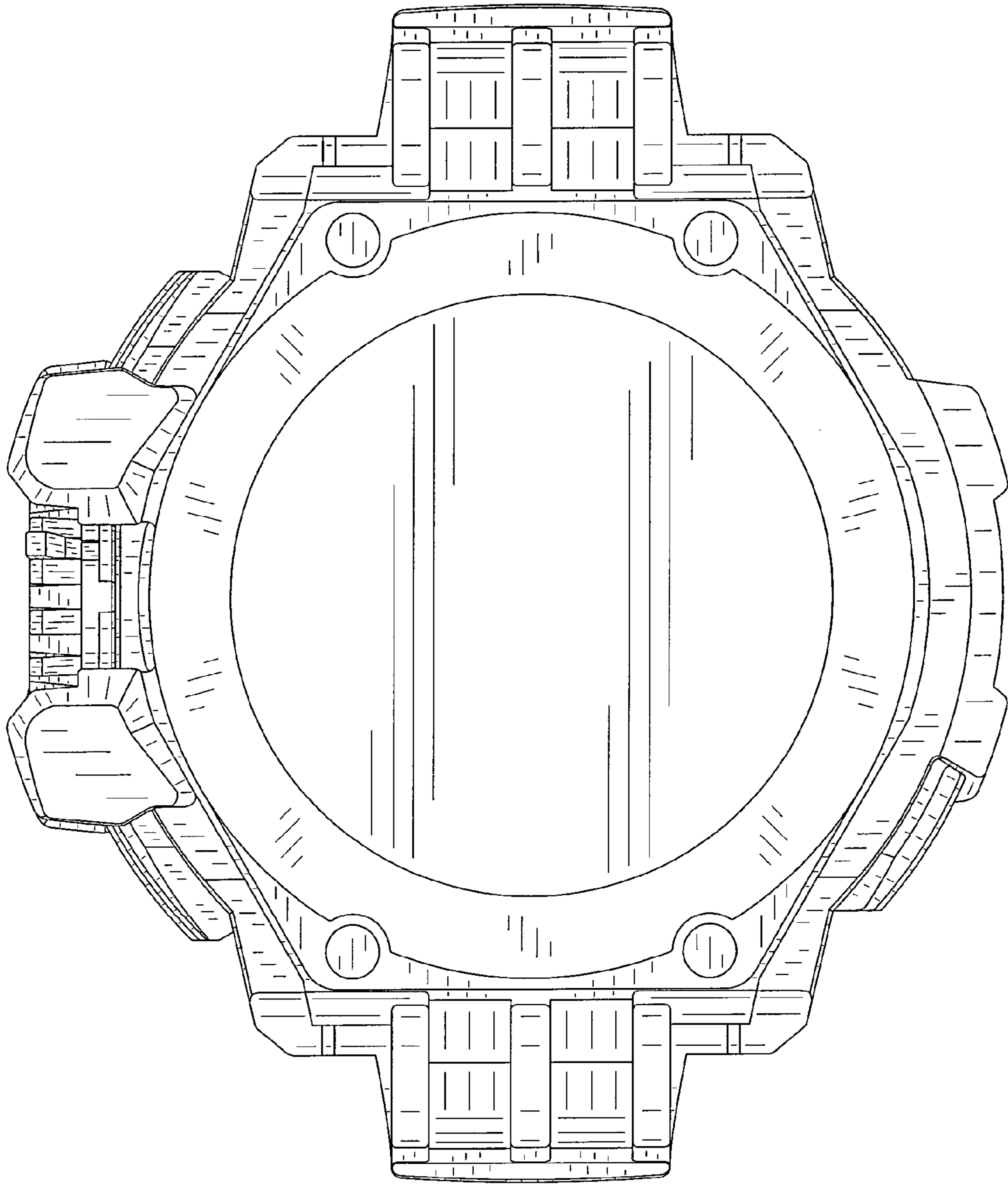


FIG. 3

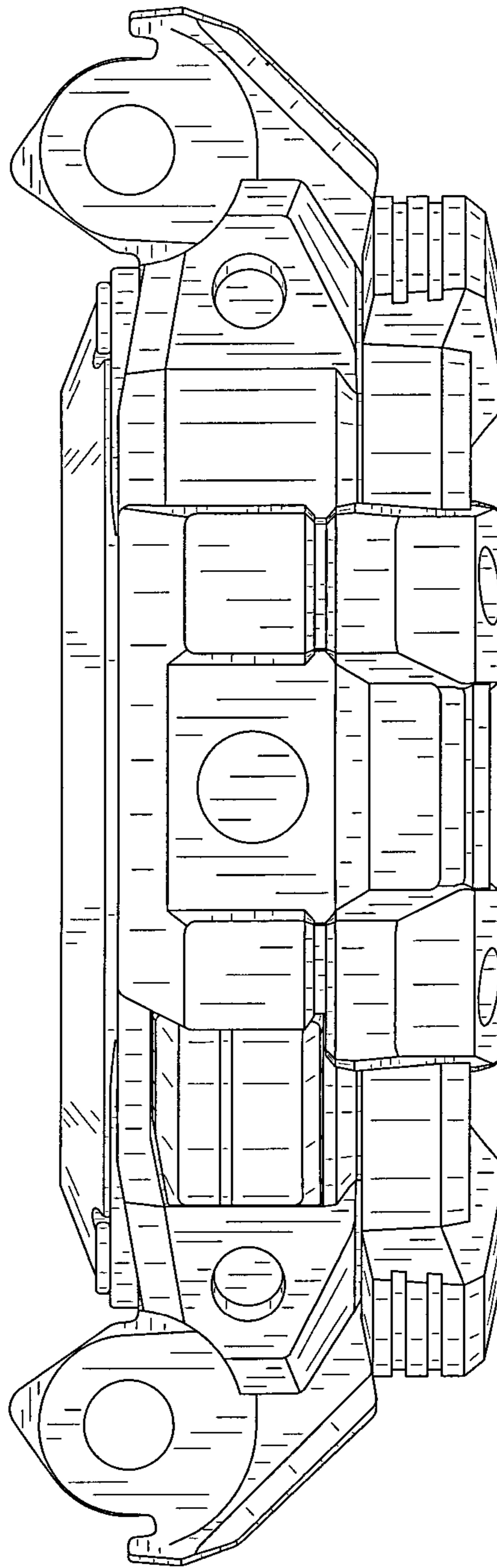


FIG. 4

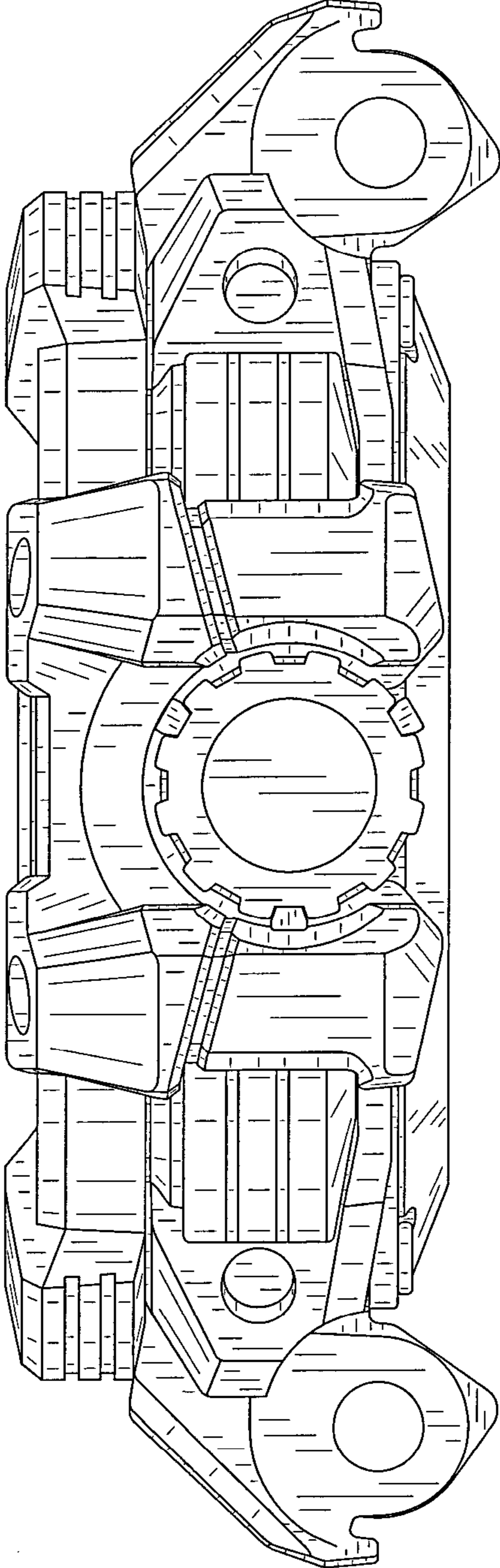


FIG. 5

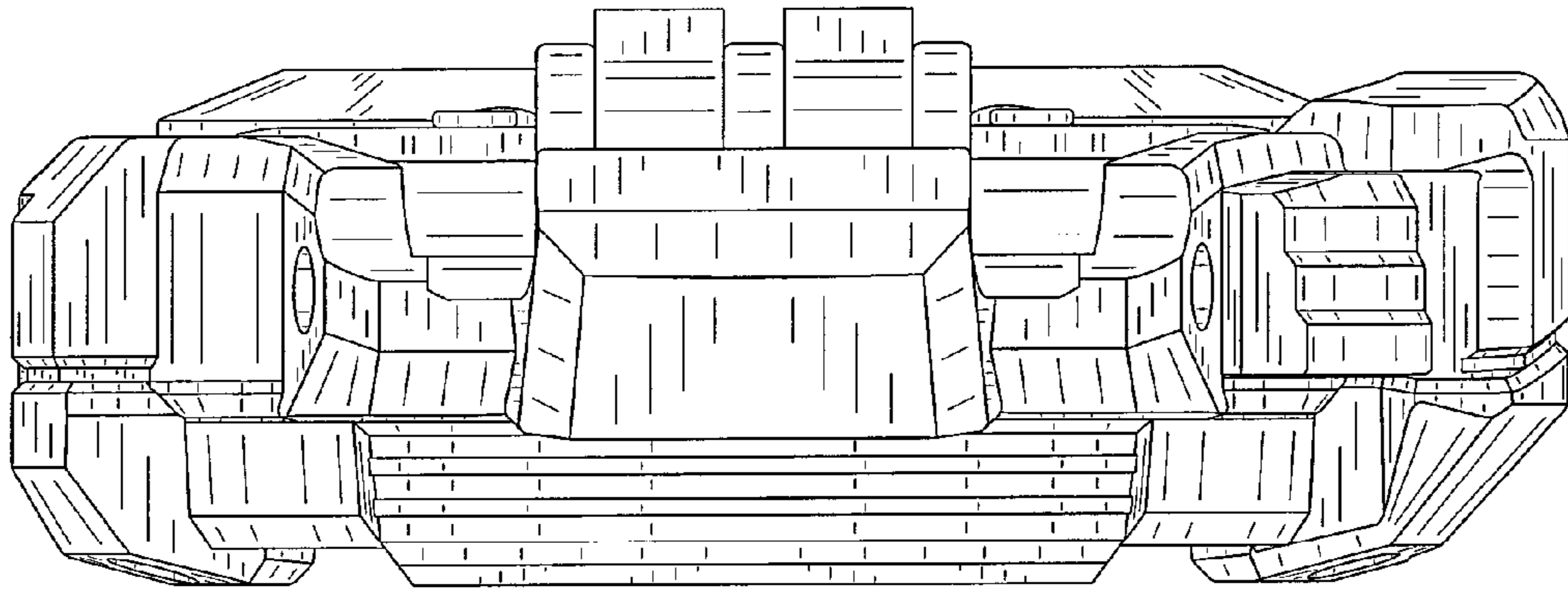


FIG. 6

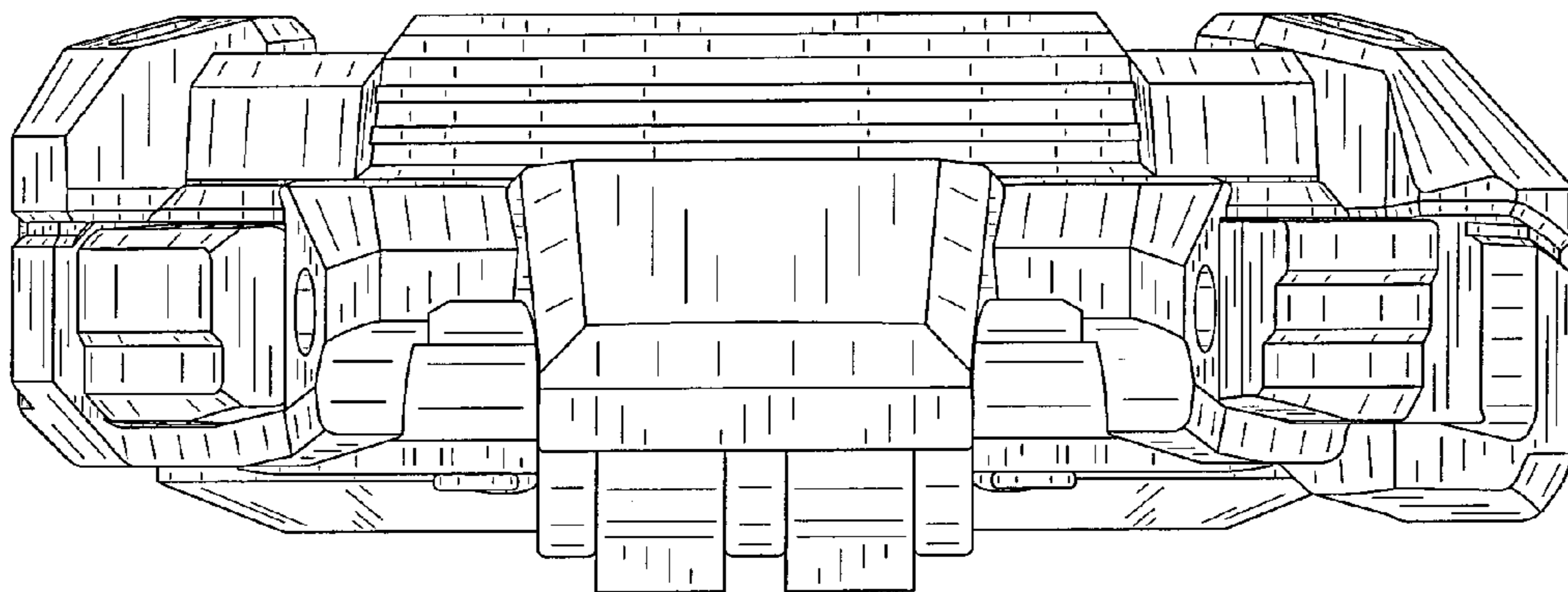


FIG. 7

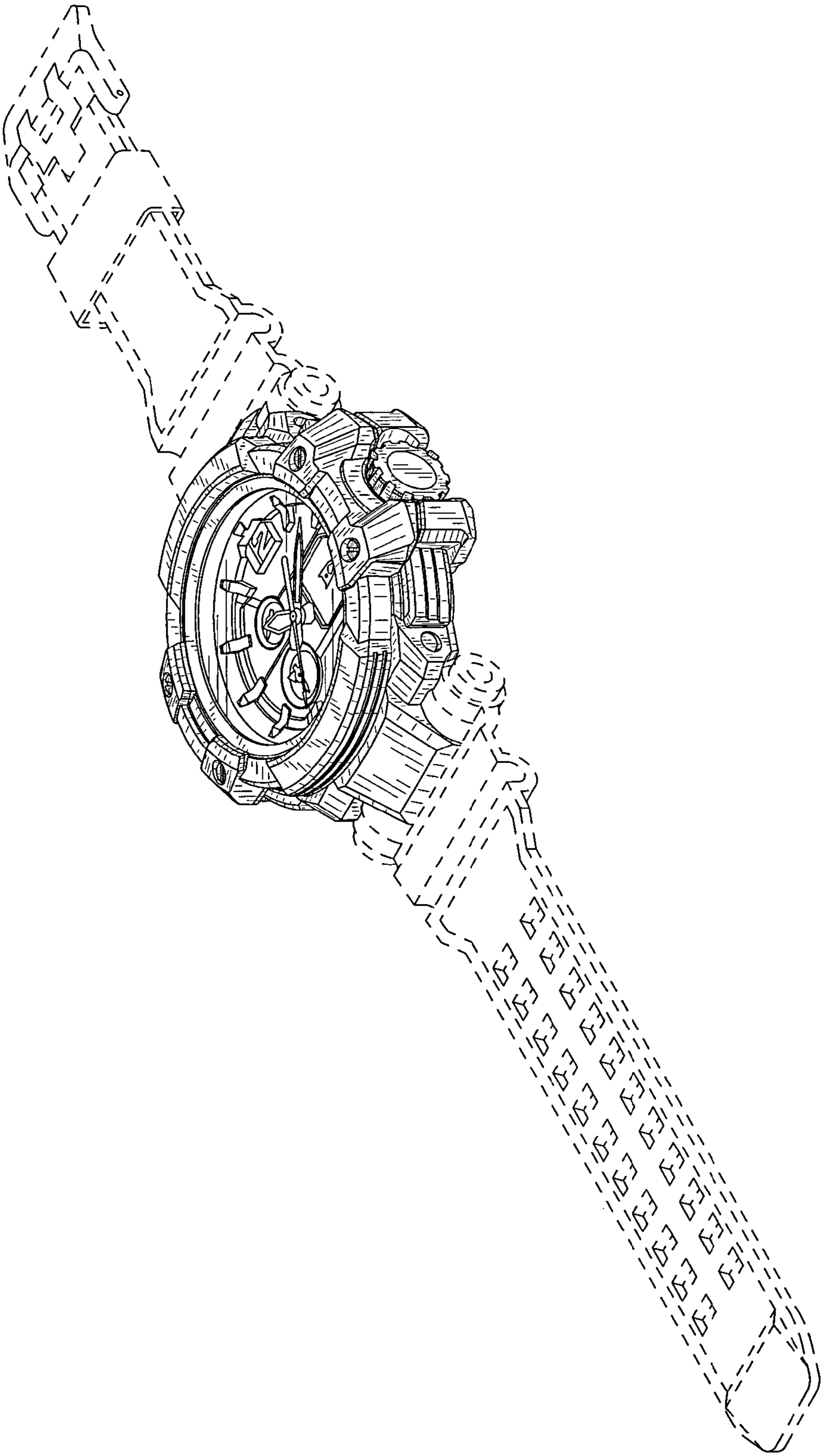


FIG. 8