



US00D742248S

(12) **United States Design Patent**  
**Burton**

(10) **Patent No.:** **US D742,248 S**

(45) **Date of Patent:** **\*\* Nov. 3, 2015**

(54) **PORTABLE SUNSCREEN CONTAINER**

(71) Applicant: **Session Savers Sunscreen LLC**, San Diego, CA (US)

(72) Inventor: **John David Burton**, San Diego, CA (US)

(\*\*) Term: **14 Years**

(21) Appl. No.: **29/481,662**

(22) Filed: **Feb. 7, 2014**

(51) **LOC (10) Cl.** ..... **09-05**

(52) **U.S. Cl.**  
USPC ..... **D9/710**

(58) **Field of Classification Search**  
USPC ..... D9/414, 430, 442, 521, 541, 542, 549,  
D9/695-699, 702, 707, 719, 723, 726,  
D9/730-732, 734; D24/133; D19/67;  
383/906; D23/366; 242/570, 579;  
221/33; 215/381-385; D7/598, 599,  
D7/589, 590; 222/480, 153.14; 206/210,  
206/279, 363; D28/4, 7, 76  
See application file for complete search history.

(56) **References Cited**

**U.S. PATENT DOCUMENTS**

D448,661 S \* 10/2001 Kerr et al. .... D9/696  
D488,375 S \* 4/2004 Risgalla ..... D9/696

D541,951 S \* 5/2007 Mugge et al. .... D25/113  
D548,613 S \* 8/2007 Miller et al. .... D9/710  
D632,565 S \* 2/2011 Caldwell et al. .... D9/435  
D632,567 S \* 2/2011 Caldwell et al. .... D9/435  
D632,569 S \* 2/2011 Caldwell et al. .... D9/435  
D637,298 S \* 5/2011 Vaisnys et al. .... D24/187  
D646,182 S \* 10/2011 Clark et al. .... D9/710  
D658,505 S \* 5/2012 Garneau ..... D9/702

\* cited by examiner

*Primary Examiner* — Caron D Veynar

*Assistant Examiner* — Abraham Bahta

(74) *Attorney, Agent, or Firm* — Genius Patent APC; Bruce Hare

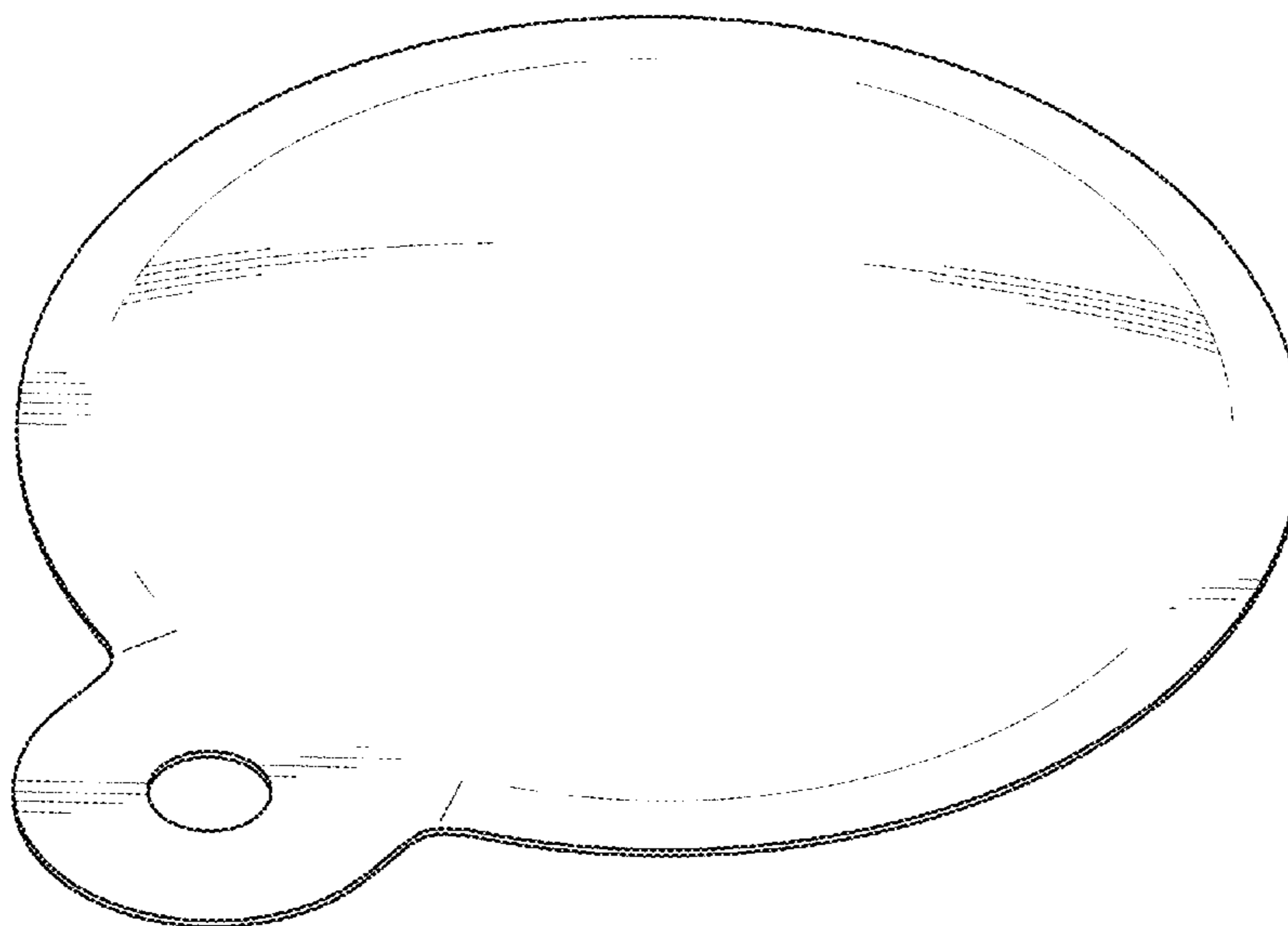
(57) **CLAIM**

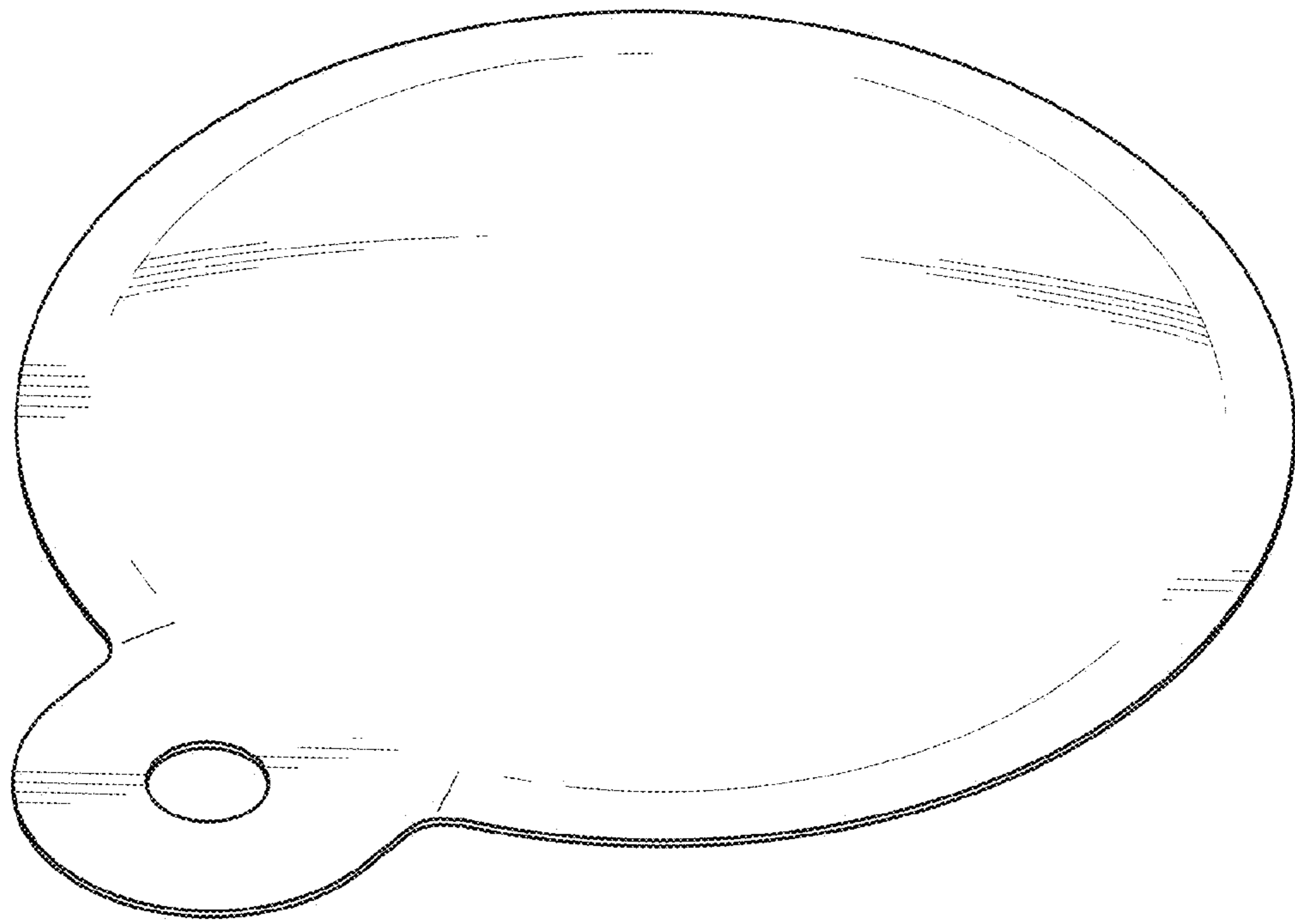
The ornamental design for a portable sunscreen container, as shown and described.

**DESCRIPTION**

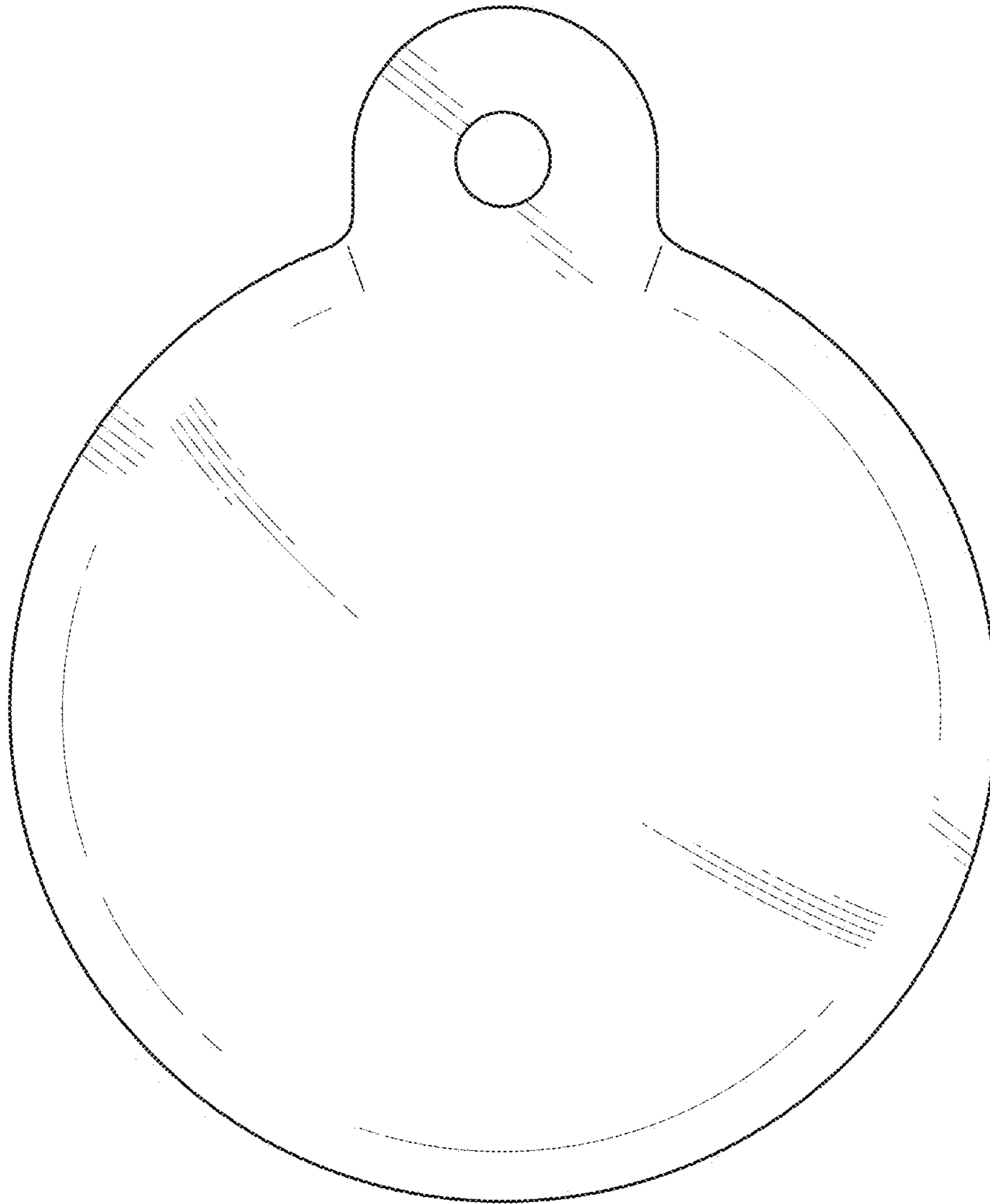
FIG. 1 illustrates a front-side perspective view of a portable sunscreen container showing the new design; FIG. 2 illustrates a front elevation view thereof; FIG. 3 illustrates a rear side elevation view thereof; FIG. 4 illustrates a right elevation view thereof; FIG. 5 illustrates a left elevation view thereof; FIG. 6 illustrates a top plan view thereof; and, FIG. 7 illustrates a bottom plan view thereof.

**1 Claim, 5 Drawing Sheets**

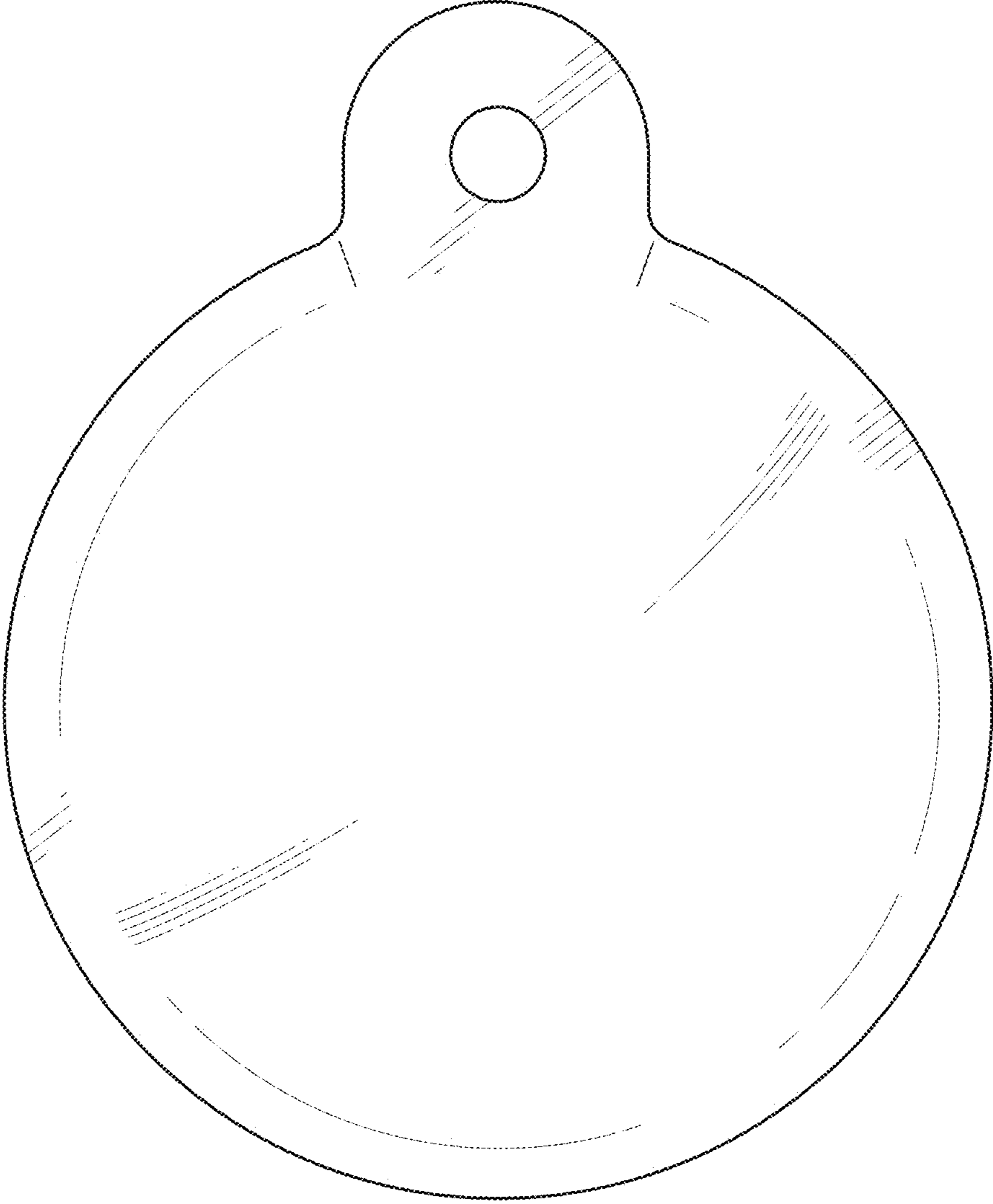




**Fig. 1**



**Fig. 2**




**Fig. 3**




***Fig. 4***



***Fig. 5***



***Fig. 6***



***Fig. 7***