



US00D742227S

(12) **United States Design Patent**
Wisniewski et al.

(10) **Patent No.:** **US D742,227 S**
(45) **Date of Patent:** **** Nov. 3, 2015**

(54) **CLOSURE**

(71) Applicant: **AptarGroup, Inc.**, Crystal Lake, IL
(US)
(72) Inventors: **John M. Wisniewski**, Waukesha, WI
(US); **Stacy L. Beilke**, Eagle, WI (US);
Dave S. Johnson, Colgate, WI (US)
(73) Assignee: **AptarGroup, Inc.**, Crystal Lake, IL
(US)

(**) Term: **14 Years**

(21) Appl. No.: **29/481,481**

(22) Filed: **Feb. 6, 2014**

(51) **LOC (10) Cl.** **09-07**

(52) **U.S. Cl.**
USPC **D9/443**

(58) **Field of Classification Search**
USPC D9/434, 435, 436, 443, 444, 445, 446,
D9/449, 455, 499; D7/392.1, 396.2;
215/298, 305; 220/703, 710.5, 711,
220/810, 836-844
CPC B65D 29/16
See application file for complete search history.

(56) **References Cited**

U.S. PATENT DOCUMENTS

D310,969 S * 10/1990 Butler D9/453
D358,329 S * 5/1995 Dickie D9/443
5,431,292 A * 7/1995 Culter et al. 215/48
D362,623 S * 9/1995 Ma D9/443
D381,907 S * 8/1997 King D9/443

D419,069 S * 1/2000 Beck et al. D9/443
D443,512 S * 6/2001 Kishita et al. D9/443
D454,066 S * 3/2002 Trabal D9/443
D485,757 S * 1/2004 Roth et al. D9/443
7,048,137 B2 * 5/2006 Leoncavallo et al. 220/288
D543,587 S * 5/2007 Nakabayashi et al. D19/194
D551,078 S * 9/2007 Last D9/451
D559,320 S * 1/2008 Nakabayashi et al. D19/194
D572,585 S * 7/2008 Perrin et al. D9/443
D573,465 S * 7/2008 Kogure et al. D9/452
D682,693 S * 5/2013 Cocuzzi D9/443
2004/0200797 A1 * 10/2004 Hicks et al. 215/305
2006/0180567 A1 * 8/2006 Ott 215/293

* cited by examiner

Primary Examiner — Robert M Spear

(74) *Attorney, Agent, or Firm* — Wood, Phillips, Katz, Clark
& Mortimer

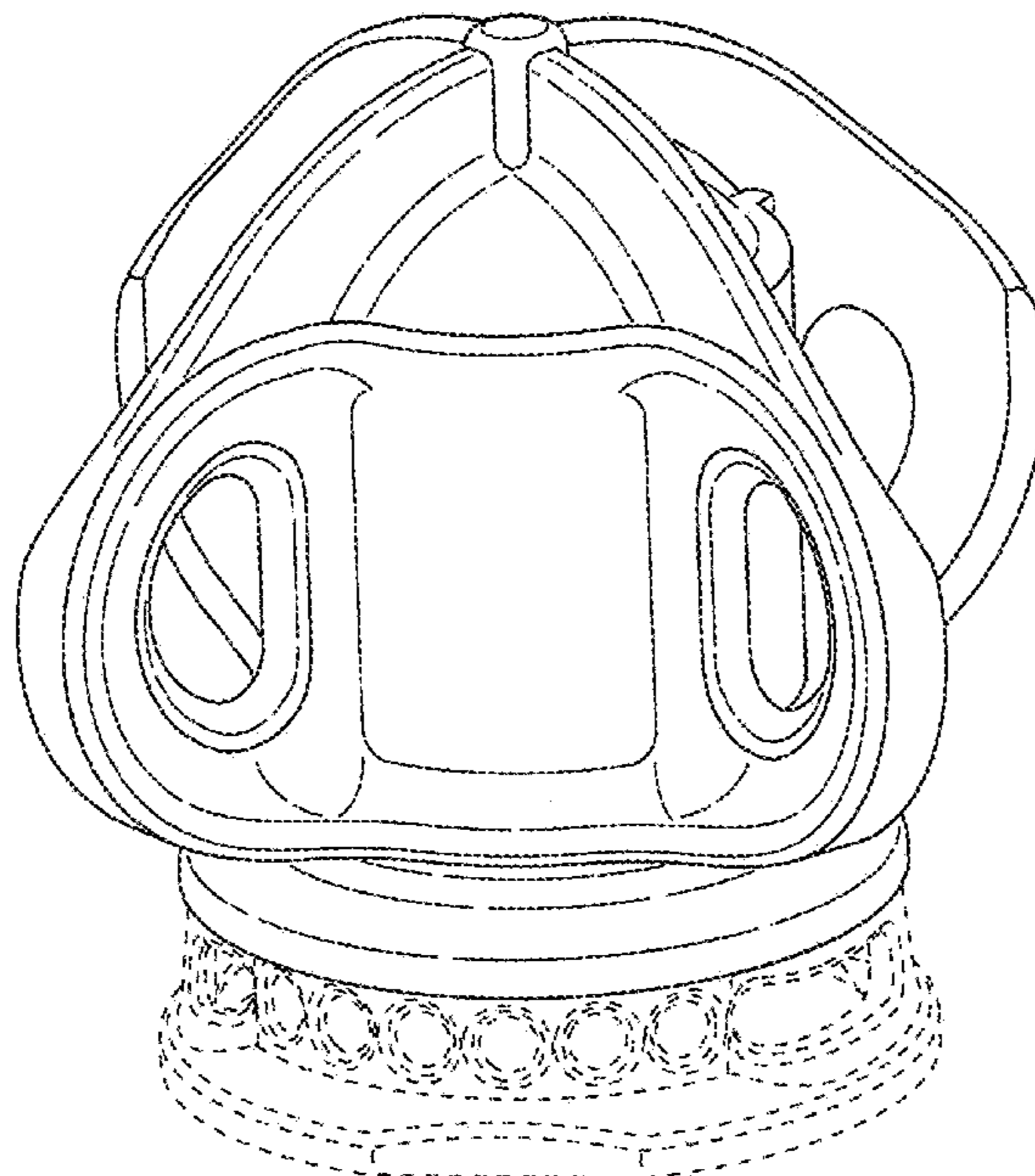
(57) **CLAIM**

The ornamental design for a closure, as shown and described.

DESCRIPTION

FIG. 1 is an isometric view of a closure showing our new design;
FIG. 2 is another isometric view thereof rotated about 90° from the view shown in FIG. 1;
FIG. 3 is a front elevational view thereof, the rear elevational view thereof being identical;
FIG. 4 is a right side elevational view thereof, the left side elevational view thereof being identical; and,
FIG. 5 is a top plan view thereof.
In the drawings, the broken lines depict environmental subject matter only and form no part of the claimed design.

1 Claim, 5 Drawing Sheets






FIG. 1

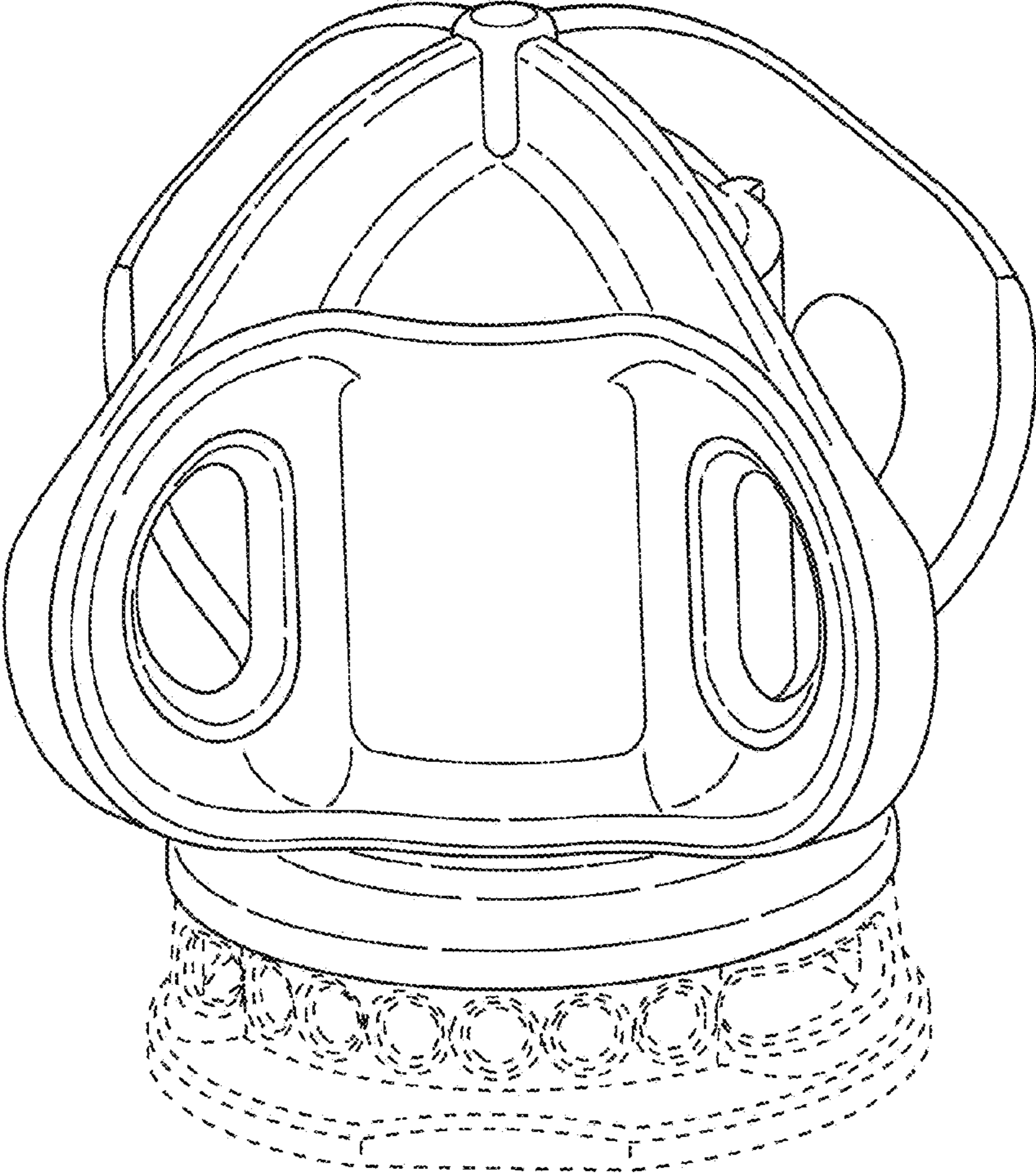


FIG. 2




FIG. 3




FIG. 4




FIG. 5