



US00D742219S

(12) **United States Design Patent**  
**Murphy et al.**

(10) **Patent No.:** **US D742,219 S**  
(45) **Date of Patent:** **\*\* \*Nov. 3, 2015**

(54) **CONTAINER**

(71) Applicant: **Direct Pack, Inc.**, Sun Valley, CA (US)

(72) Inventors: **Laura A. Murphy**, Laguna Beach, CA (US); **Gandhi B. Sifuentes**, West Covina, CA (US)

(73) Assignee: **Direct Pack, Inc.**, Sun Valley, CA (US)

(\*) Notice: This patent is subject to a terminal disclaimer.

(\*\*) Term: **14 Years**

(21) Appl. No.: **29/488,130**

(22) Filed: **Apr. 16, 2014**

(56) **References Cited**

U.S. PATENT DOCUMENTS

D254,776 S	4/1980	Edwards	
D272,595 S *	2/1984	Chase et al.	D7/629
4,976,370 A	12/1990	Cassel	
D407,014 S	3/1999	McCann	
5,947,321 A	9/1999	Vadney	
D475,620 S	6/2003	Chen	
D527,956 S	9/2006	Doliwa	
D537,678 S *	3/2007	Glander et al.	D7/554.3
D554,498 S	11/2007	Lovett	
D554,531 S *	11/2007	Lovett	D9/737
D573,411 S	7/2008	Lovett	
D591,148 S *	4/2009	Parikh et al.	D9/425
D609,531 S	2/2010	Koennecke	
D609,532 S *	2/2010	Koennecke	D7/584
D628,474 S	12/2010	Snedden et al.	
D628,475 S	12/2010	Snedden et al.	
D646,969 S	10/2011	Snedden et al.	
D650,664 S *	12/2011	Osentoski et al.	D9/432

(Continued)

*Primary Examiner* — Karen S Acker

*Assistant Examiner* — Wendy Arminio

(74) *Attorney, Agent, or Firm* — Frost Brown Todd LLC

(57) **CLAIM**

The ornamental design for a container, as shown and described.

**DESCRIPTION**

FIG. 1 is a top perspective view of a container, showing our new design;

FIG. 2 is a bottom perspective view thereof;

FIG. 3 is a left elevational view thereof;

FIG. 4 is a right elevational view thereof;

FIG. 5 is a front elevational view thereof;

FIG. 6 is a back elevational view thereof;

FIG. 7 is a top plan view thereof; and,

FIG. 8 is a bottom plan view thereof.

The broken lines in FIGS. 1, 2, 7 and 8 depict portions of the container that form no part of the claimed design.

**Related U.S. Application Data**

(63) Continuation of application No. 29/449,489, filed on Mar. 15, 2013, now Pat. No. Des. 706,623.

(51) **LOC (10) Cl.** ..... **09-03**

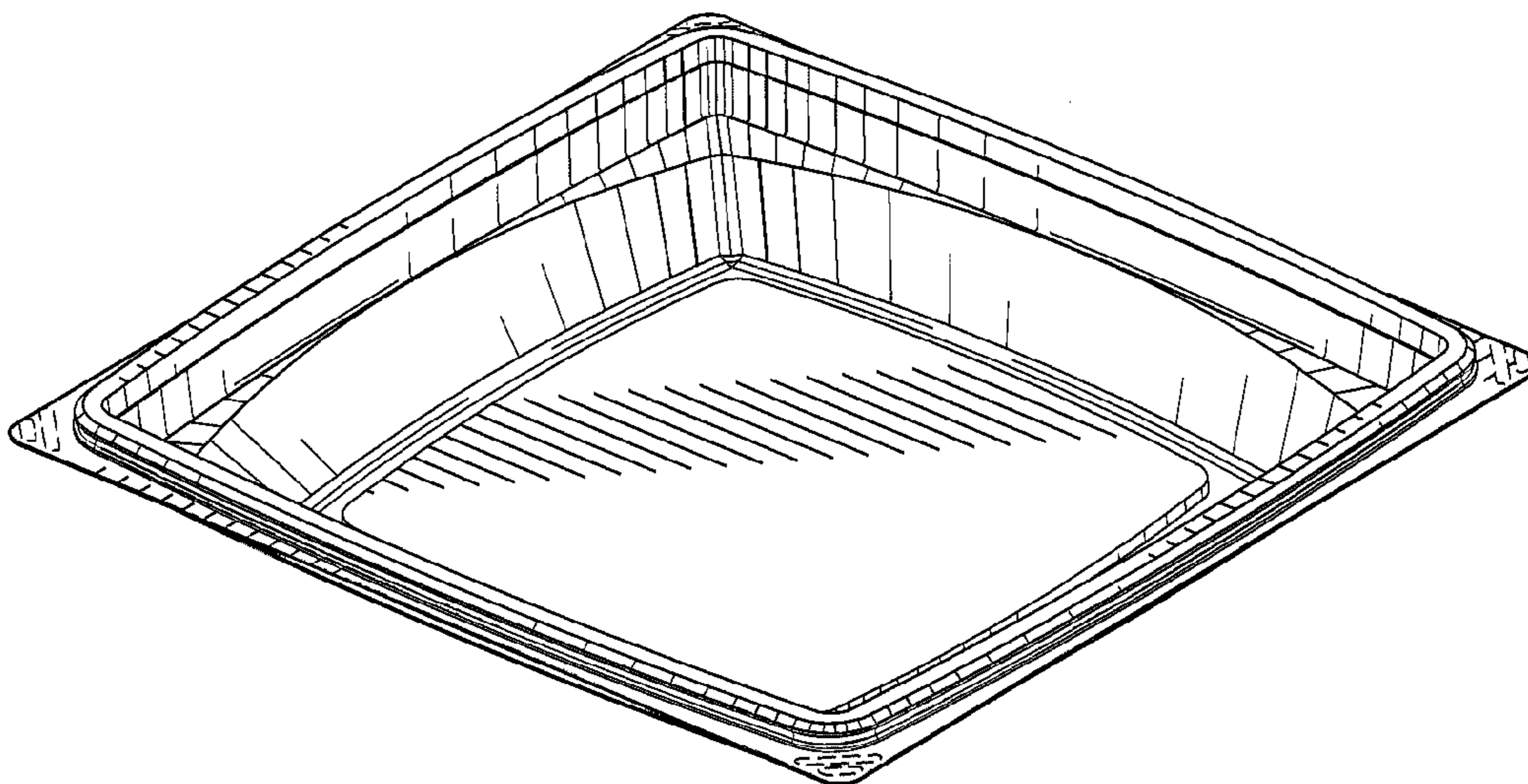
(52) **U.S. Cl.**  
USPC ..... **D9/426**

(58) **Field of Classification Search**

USPC ..... D9/414, 415, 416, 419, 420, 421, 424, D9/425, 428, 429, 454; D7/619.1, 629, D7/672; 229/406; 220/656-659, 669-675, 220/912, 4.21-4.27; 206/503, 521.1, 553, 206/557, 541, 564, 775, 776, 217; D3/294  
CPC ..... A47J 36/06; A47J 47/14; B65D 1/165; B65D 15/08; B65D 21/083; B65D 21/0234; B65D 43/162; B65D 71/50; B65D 77/24; B65D 81/3869; B65D 2543/00046; B65D 2543/00055; B65D 2543/00083; B65D 2543/00092; B65D 2543/00296

See application file for complete search history.

**1 Claim, 8 Drawing Sheets**



(56)

**References Cited**

U.S. PATENT DOCUMENTS

D665,674 S 8/2012 Wu  
D678,763 S 3/2013 Tyberghein  
D681,450 S \* 5/2013 Wichmann ..... D9/432  
D683,211 S \* 5/2013 Snedden et al. .... D9/424

D684,466 S 6/2013 Wichmann  
D688,941 S \* 9/2013 Sifuentes et al. .... D9/432  
D701,457 S \* 3/2014 Murphy et al. .... D9/426  
D706,623 S \* 6/2014 Murphy et al. .... D9/426  
2010/0276419 A1\* 11/2010 Gartz et al. .... 220/4.23  
2012/0248180 A1\* 10/2012 White et al. .... 229/407

\* cited by examiner

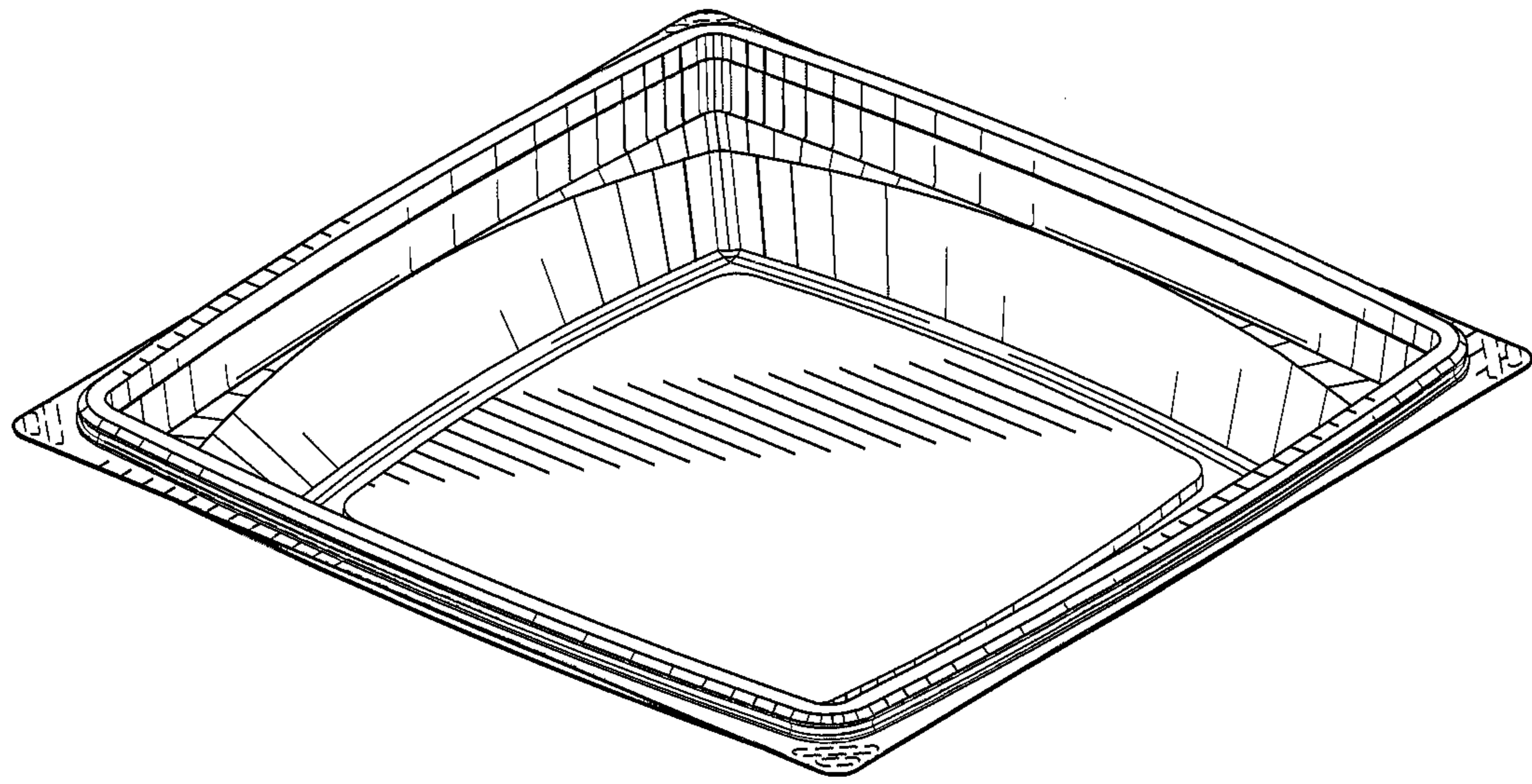


Fig. 1

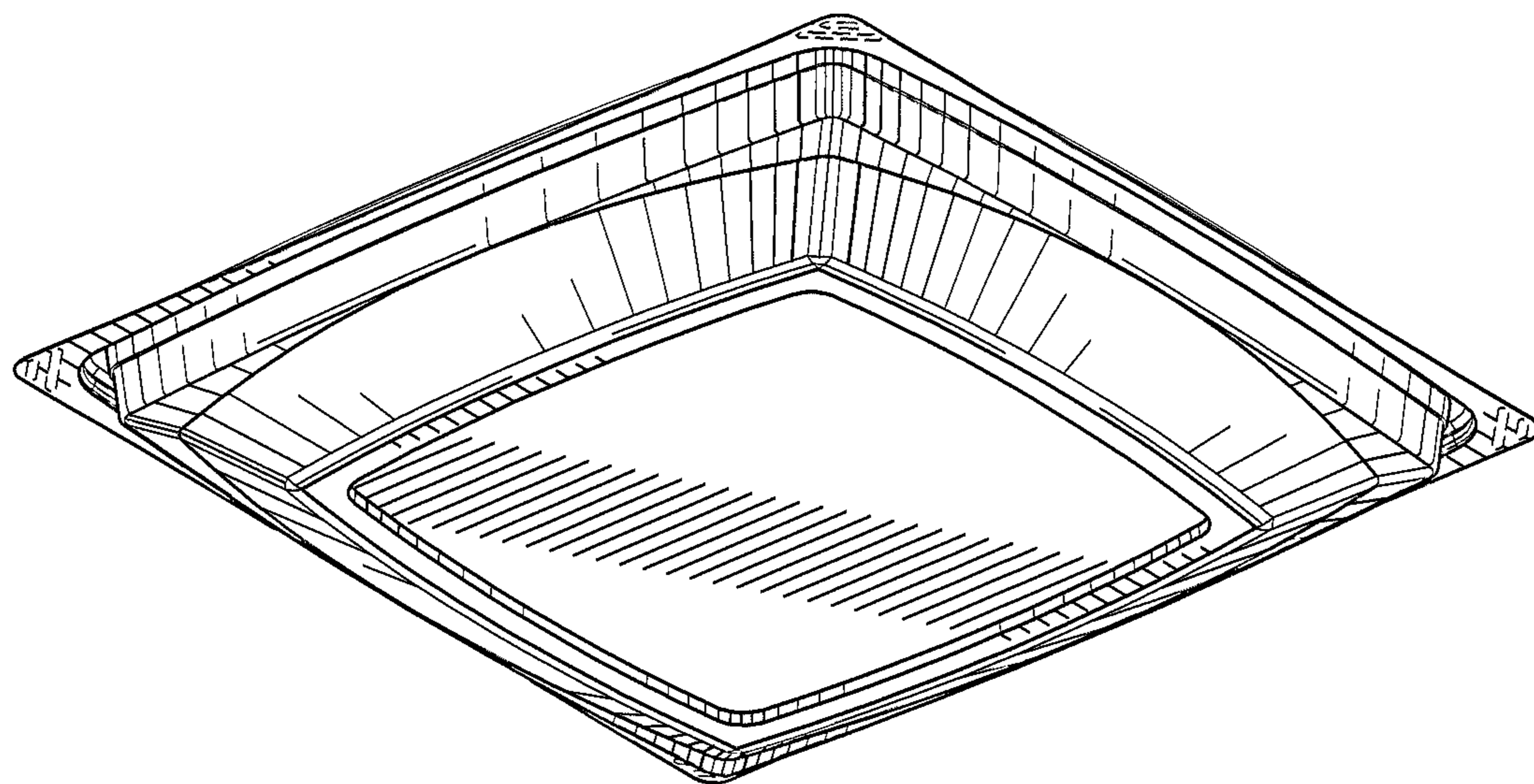


Fig.2

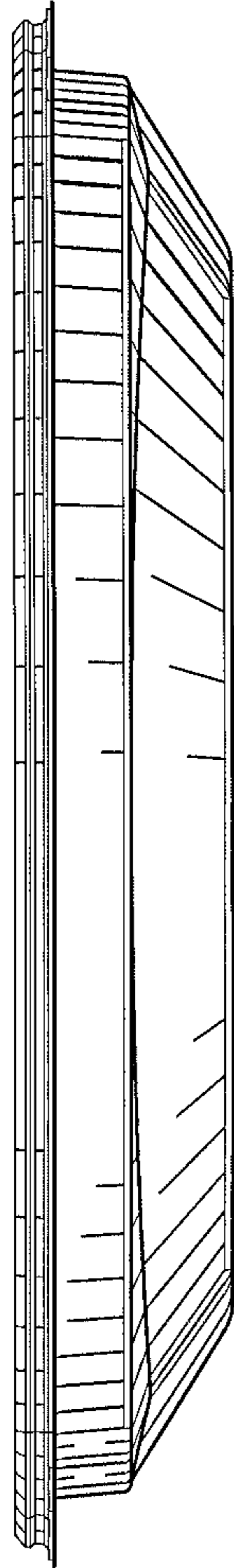


Fig. 3

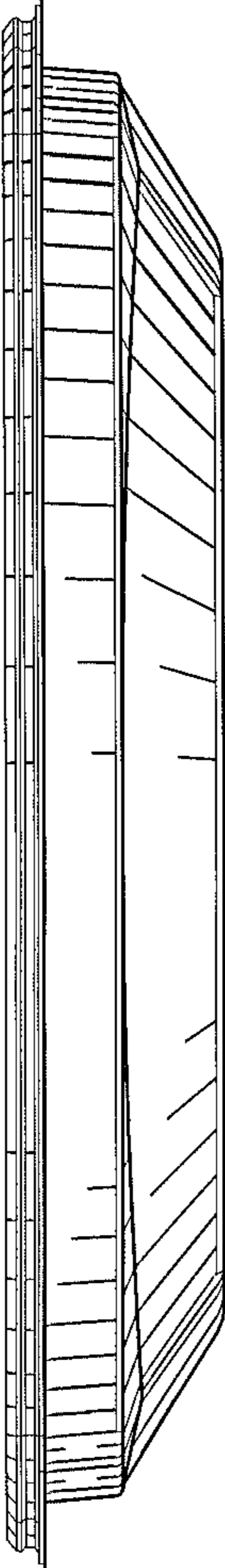


Fig. 4

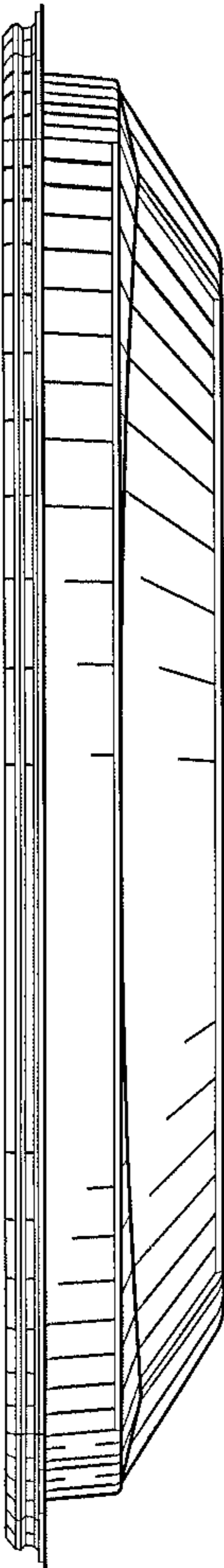


Fig. 5

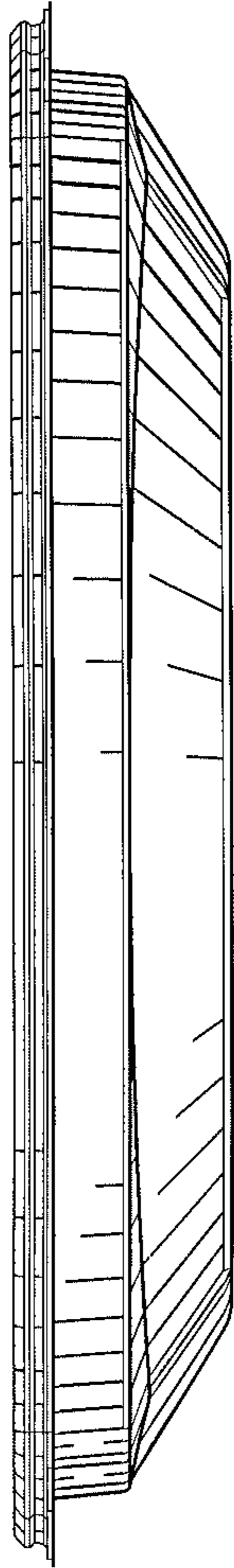


Fig. 6






Fig.7

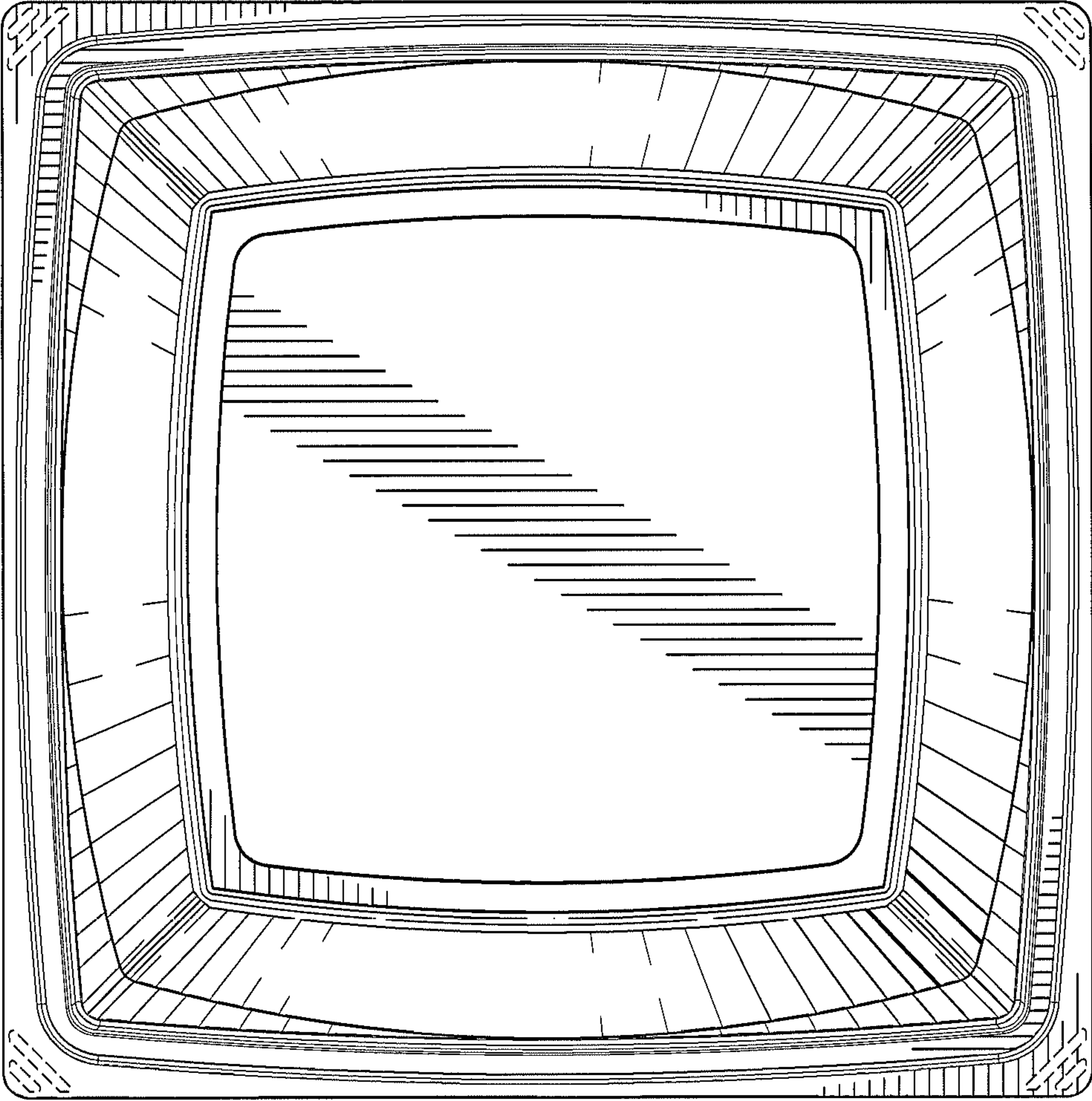


Fig.8