



US00D742195S

(12) **United States Design Patent**
Dow et al.

(10) **Patent No.:** **US D742,195 S**
(45) **Date of Patent:** **** Nov. 3, 2015**

- (54) **SANDING ARTICLE WITH PATTERN**
- (71) Applicant: **3M INNOVATIVE PROPERTIES COMPANY**, St. Paul, MN (US)
- (72) Inventors: **David R. Dow**, West Lakeland, MN (US); **Brian D. Gale**, Blaine, MN (US)
- (73) Assignee: **3M INNOVATION PROPERTIES COMPANY**, St. Paul, MN (US)
- (**) Term: **14 Years**
- (21) Appl. No.: **29/476,605**
- (22) Filed: **Dec. 16, 2013**
- (51) **LOC (10) Cl.** **08-05**
- (52) **U.S. Cl.**
USPC **D8/90**
- (58) **Field of Classification Search**
USPC D8/62, 70, 90; D15/124–126; D32/40;
D2/947, 951, 954, 957, 958, 959
CPC B24B 37/24; B24B 37/26; B24D 9/085;
B24D 11/00; B24D 11/001; B24D 11/005;
B24D 11/008; B24D 13/14; B24D 13/147;
B24D 15/00; B24D 15/04; B24D 18/00
See application file for complete search history.

D359,385	S *	6/1995	Meraw	D2/958
D371,893	S *	7/1996	Kayano et al.	D2/959
6,019,672	A *	2/2000	Damgaard	451/527
D429,545	S *	8/2000	Denney	D32/40
D429,861	S *	8/2000	Denney	D32/40
6,537,140	B1 *	3/2003	Miller et al.	451/259
D502,378	S *	3/2005	Kang et al.	D8/70
7,169,029	B2	1/2007	Petersen		
D551,436	S *	9/2007	Zimmer et al.	D2/957
D553,932	S *	10/2007	Boler, Jr.	D8/70
D611,691	S *	3/2010	Lubart	D2/947
D639,539	S *	6/2011	Lubart	D2/951
D657,925	S *	4/2012	Luipold	D32/40
8,251,774	B2 *	8/2012	Joseph et al.	451/6
8,322,050	B2 *	12/2012	Lubart	36/59 R
D684,611	S *	6/2013	Umbrell	D15/126
D723,776	S *	3/2015	Lidner et al.	D2/957
9,044,842	B2 *	6/2015	Kang	1/1

* cited by examiner

Primary Examiner — Philip S Hyder
Assistant Examiner — Roselynn Cody
(74) *Attorney, Agent, or Firm* — Irina Haas

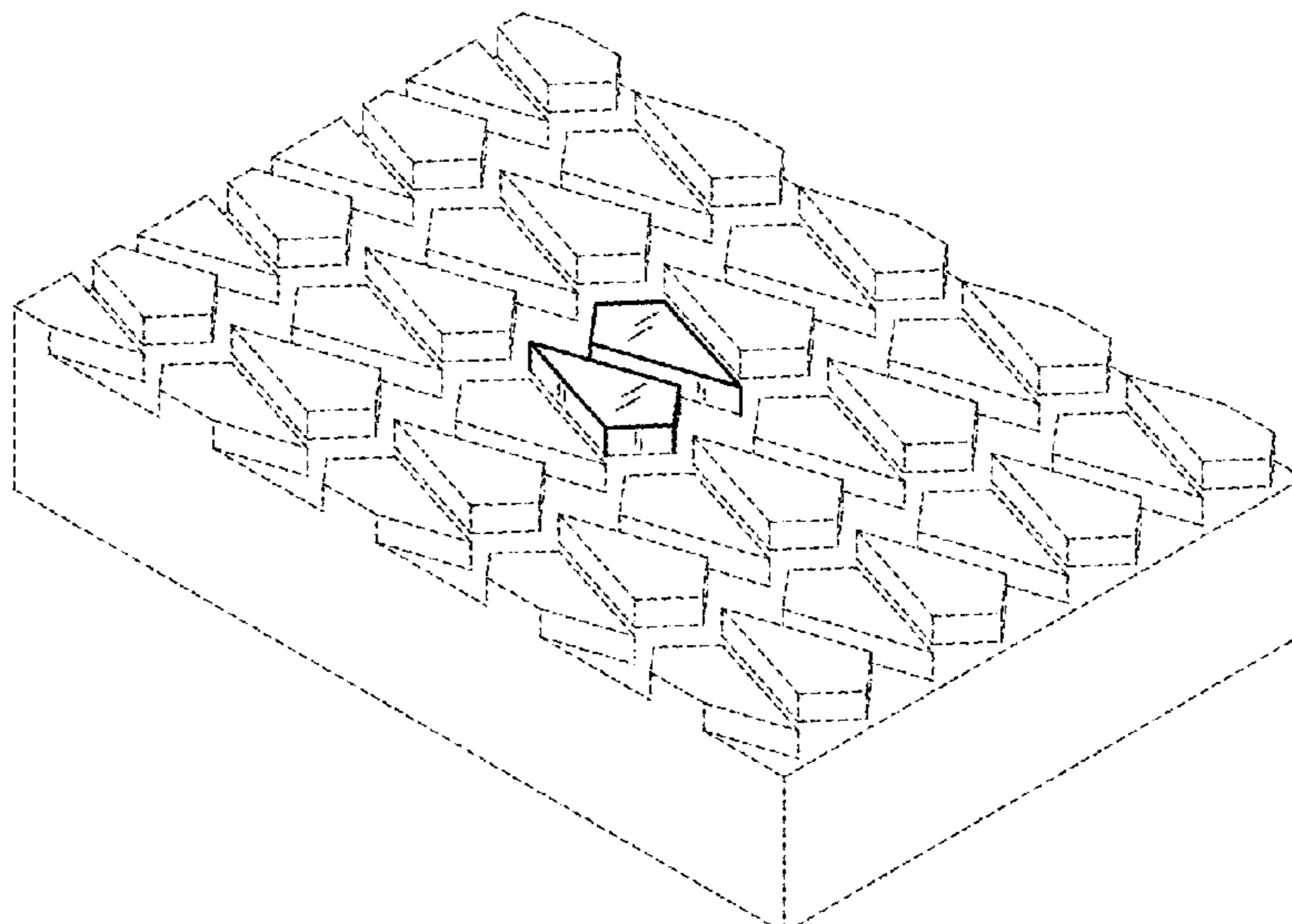
(57) **CLAIM**
The ornamental design for a sanding article with pattern, as shown and described.

DESCRIPTION

FIG. 1 is a perspective view of a sanding article with pattern showing the new design;
FIG. 2 is a top view thereof;
FIG. 3 is a front view thereof;
FIG. 4 is a rear view thereof;
FIG. 5 is a bottom view thereof;
FIG. 6 is a left side view thereof; and,
FIG. 7 is a right side view thereof.
The portions of the sanding article with pattern shown in broken lines are included to show features that form no part of the claimed design.

1 Claim, 2 Drawing Sheets

- (56) **References Cited**
U.S. PATENT DOCUMENTS
- D96,630 S * 8/1935 Smith D32/52
- D245,734 S * 9/1977 Jacobs D2/959
- 4,055,029 A * 10/1977 Kalbow 451/527
- D263,645 S * 4/1982 Mastrantuone D2/958
- D298,681 S * 11/1988 Diaz D5/53
- D312,874 S * 12/1990 Davison et al. D24/146
- 5,054,246 A * 10/1991 Phaal et al. 451/540
- D321,589 S * 11/1991 Merk et al. D2/954
- D335,572 S * 5/1993 Peterson D2/959
- D336,150 S * 6/1993 Peterson D2/958
- D356,885 S * 4/1995 Poole, Jr. D2/957



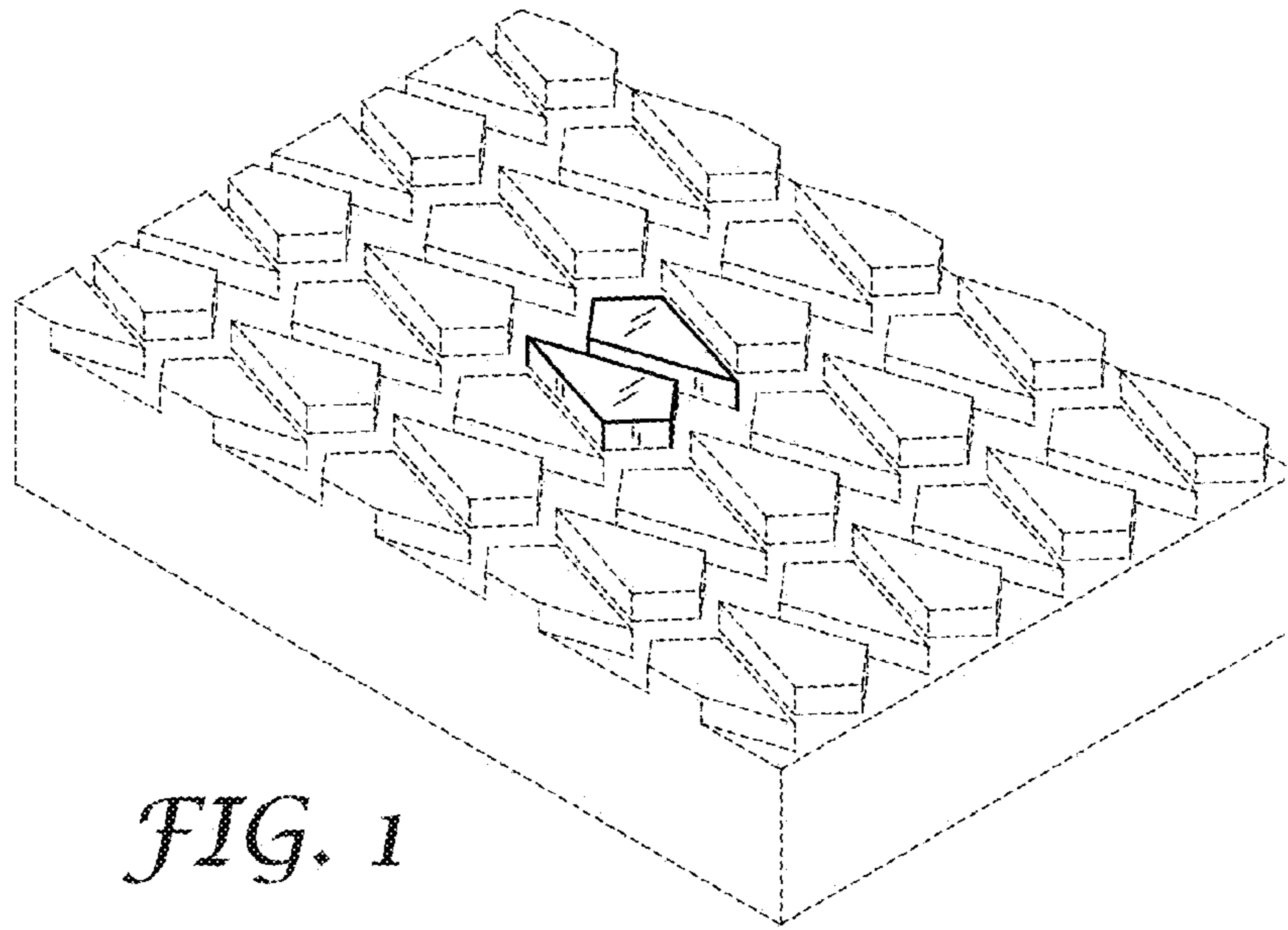


FIG. 1




FIG. 2

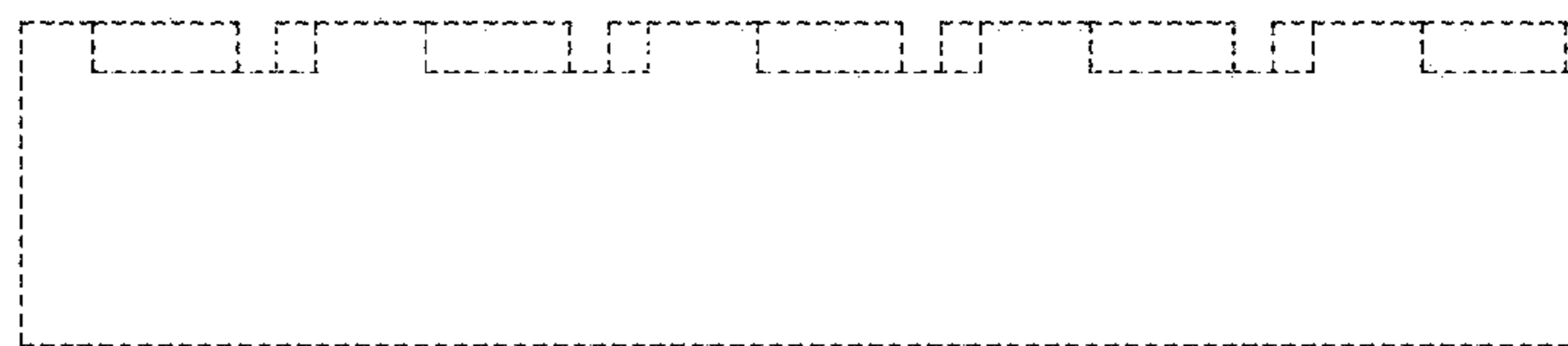


FIG. 3

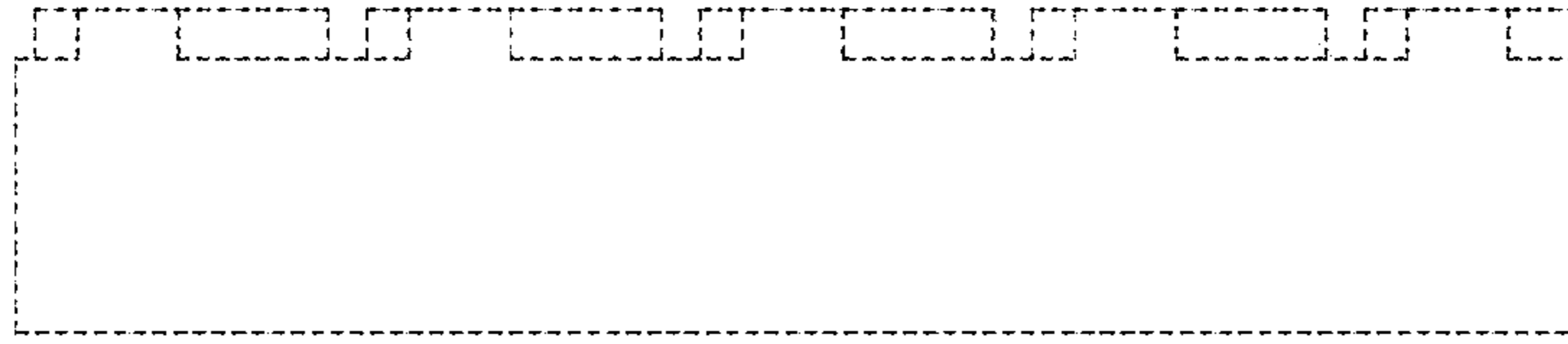


FIG. 4



FIG. 5




FIG. 6




FIG. 7

UNITED STATES PATENT AND TRADEMARK OFFICE
CERTIFICATE OF CORRECTION

PATENT NO. : D742,195 S
APPLICATION NO. : 29/476605
DATED : November 3, 2015
INVENTOR(S) : Dow

Page 1 of 1

It is certified that error appears in the above-identified patent and that said Letters Patent is hereby corrected as shown below:

On the Title Page

Item [74], Line 1, delete "Irina Haas" and insert -- Irina Hass --, therefor.

Signed and Sealed this
Twentieth Day of June, 2017

A handwritten signature in cursive script that reads "Joseph Matal".

Joseph Matal
*Performing the Functions and Duties of the
Under Secretary of Commerce for Intellectual Property and
Director of the United States Patent and Trademark Office*