



US00D742193S

(12) **United States Design Patent**  
**Blais**

(10) **Patent No.:** **US D742,193 S**

(45) **Date of Patent:** **\*\* Nov. 3, 2015**

(54) **ROLLER CHAIN STRETCHING TOOL**

(71) Applicant: **Robert P. Blais**, Spruce Grove (CA)

(72) Inventor: **Robert P. Blais**, Spruce Grove (CA)

(\*\*) Term: **14 Years**

(21) Appl. No.: **29/457,188**

(22) Filed: **Jun. 7, 2013**

(51) **LOC (10) Cl.** ..... **08-05**

(52) **U.S. Cl.**  
USPC ..... **D8/52**

(58) **Field of Classification Search**  
USPC ..... D8/4, 5, 51-58, 71, 72, 105-107;  
29/225, 237; 254/228, 231, 234, 248;  
59/7  
CPC ..... B25B 7/02; B25B 7/04; B25B 7/14;  
B25B 7/18; B25B 7/123; B25B 5/16; B25B  
25/00; D25B 27/22; Y10T 29/539  
See application file for complete search history.

(56) **References Cited**

**U.S. PATENT DOCUMENTS**

571,631 A	11/1896	Williams	
599,637 A	2/1898	Schroyer	
762,060 A *	6/1904	Huhn	254/234
1,276,815 A	8/1918	Ruthven	
1,373,230 A *	3/1921	Gainor	254/231
3,091,840 A *	6/1963	Anderson	29/225
3,379,005 A *	4/1968	Jones	59/7
3,647,186 A *	3/1972	Hartman	254/248
3,675,897 A *	7/1972	Smith	254/256
D250,451 S *	12/1978	Chartier et al.	D8/52
4,157,594 A	6/1979	Raabe	
4,201,367 A *	5/1980	Konen, Sr.	254/231
D256,091 S *	7/1980	Fernandes	D8/51
4,238,123 A *	12/1980	Bardes	269/41
4,289,015 A *	9/1981	Porter	72/384

4,367,862 A *	1/1983	McGregor	254/231
4,378,937 A *	4/1983	Dearman	269/6
4,394,810 A *	7/1983	Womble	59/7
4,429,525 A *	2/1984	Doak	59/7
D297,103 S *	8/1988	Parish, Sr.	D8/52
4,768,753 A *	9/1988	Gates	254/228
4,771,527 A *	9/1988	Doring et al.	29/237
D316,661 S *	5/1991	Burney	D8/72
5,056,305 A	10/1991	Cole	
5,193,336 A *	3/1993	King	59/7
5,205,543 A *	4/1993	Thiede	254/231
5,357,829 A *	10/1994	Schur et al.	81/418
5,456,144 A *	10/1995	Dahl et al.	81/373
5,752,377 A *	5/1998	Small	59/7
6,000,304 A	12/1999	Hegemier	
6,000,686 A *	12/1999	Yates	269/6
6,019,352 A *	2/2000	Mayer	254/248
6,032,455 A *	3/2000	Reimann	59/7
D426,440 S *	6/2000	Torres	D8/52
6,170,142 B1 *	1/2001	Paterson	29/281.5
7,252,023 B1	8/2007	Perry et al.	
D571,631 S *	6/2008	Gandy, III	D8/52

(Continued)

Primary Examiner — Deanna L Pratt

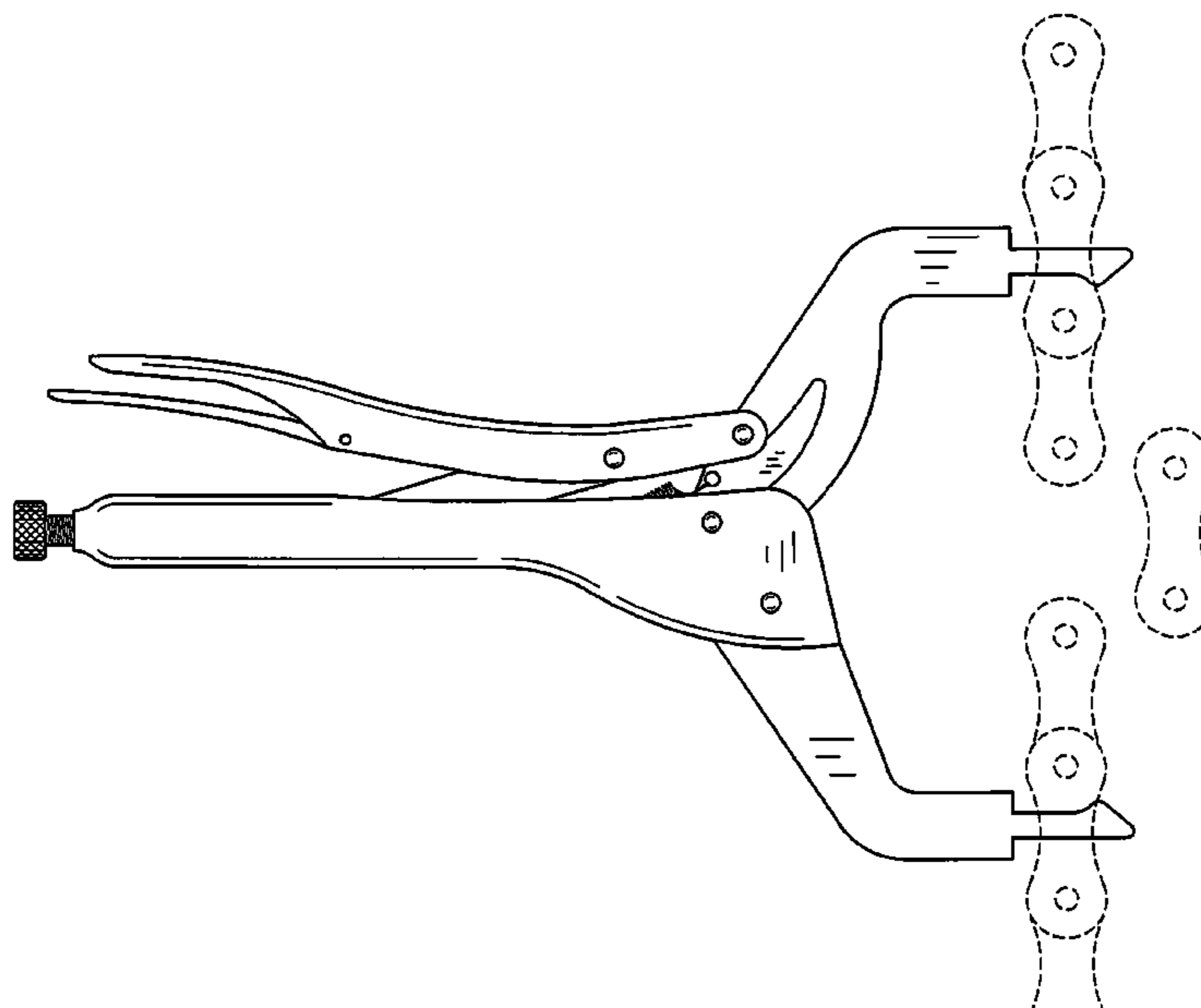
(57) **CLAIM**

The ornamental design for a roller chain stretching tool, as shown and described.

**DESCRIPTION**

FIG. 1 is a right side view of a roller chain stretching tool showing my new design;  
FIG. 2 is a left side view of the roller chain stretching tool, the areas in phantom being for illustrative purposes only and forming no portion of the claimed invention;  
FIG. 3 is a front view of the roller chain stretching tool;  
FIG. 4 is a rear view of the roller chain stretching tool;  
FIG. 5 is a top view of the roller chain stretching tool; and,  
FIG. 6 is a bottom view of the roller chain stretching tool.

**1 Claim, 4 Drawing Sheets**



# US D742,193 S

Page 2

---

(56)

## References Cited

U.S. PATENT DOCUMENTS

	D605,917 S *	12/2009	Sands .....	D8/52
	2003/0005798 A1 *	1/2003	Kuchar .....	81/426
	2011/0154958 A1	6/2011	Wang	
7,497,071 B2 *	3/2009	Tillberg .....		59/7

\* cited by examiner

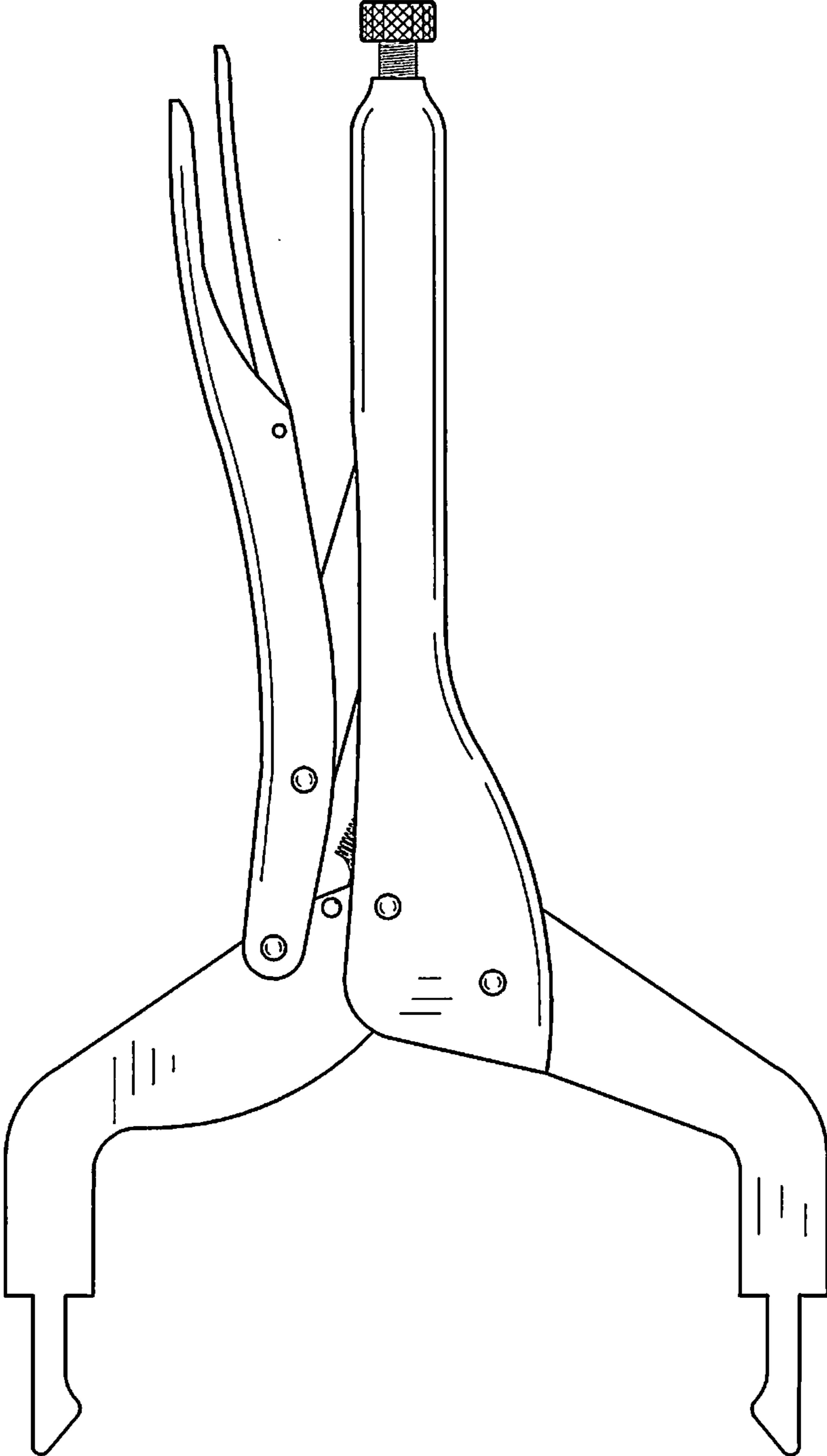


FIG. 1

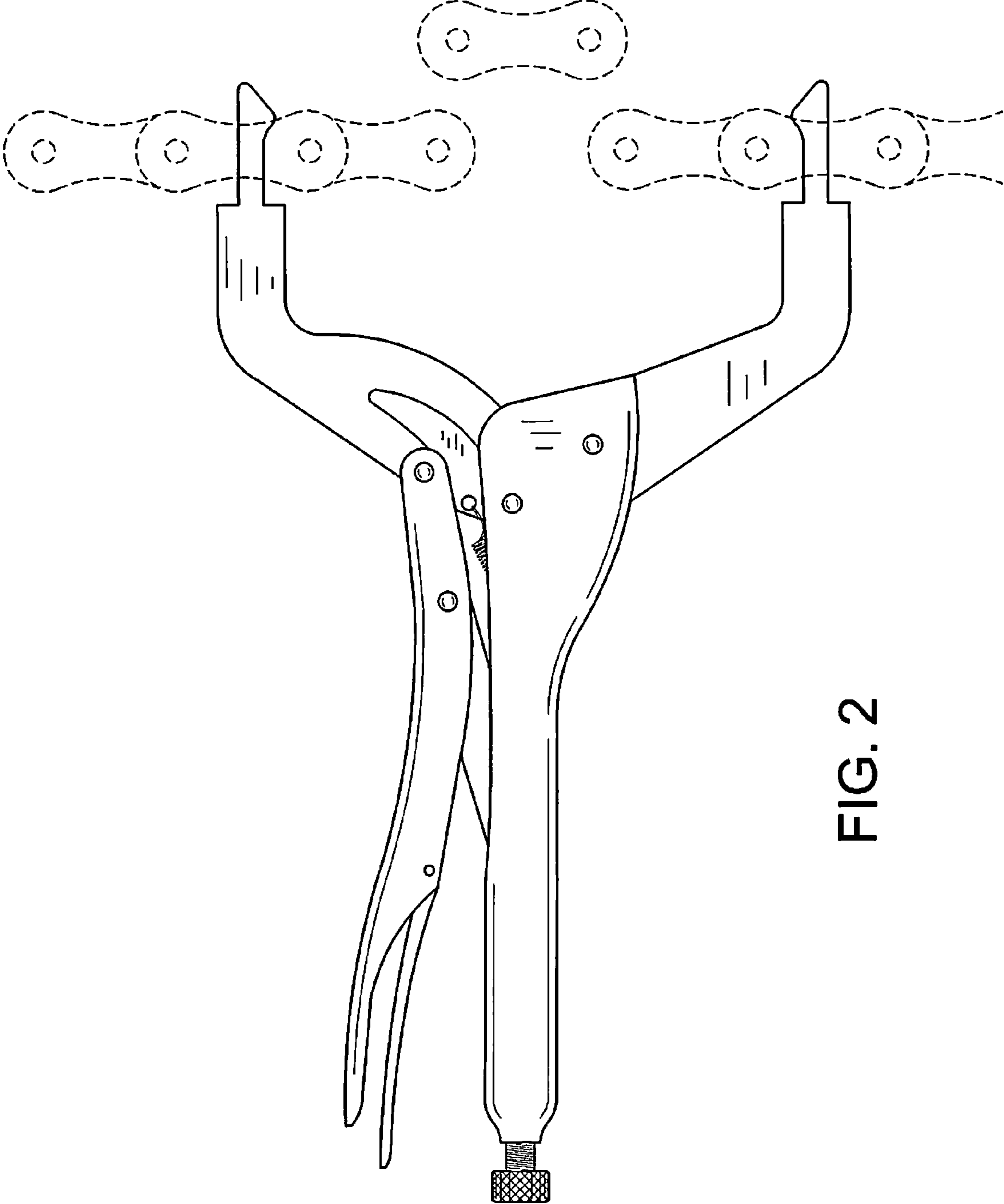


FIG. 2

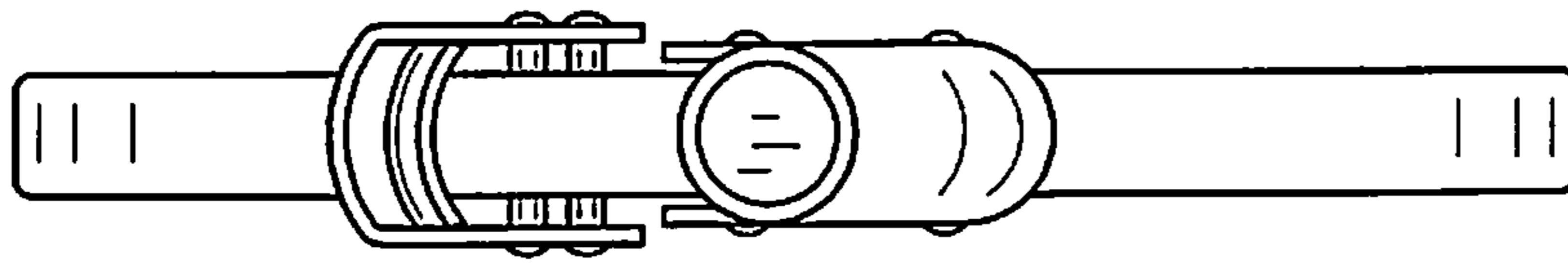


FIG. 4

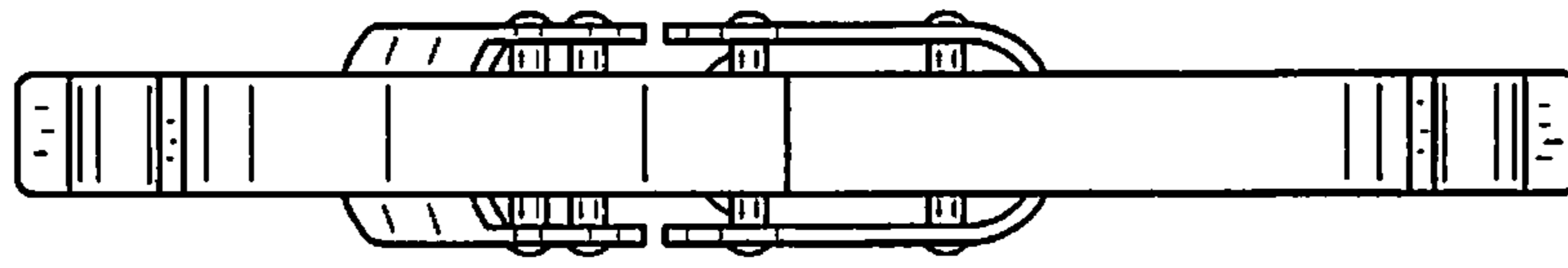


FIG. 3

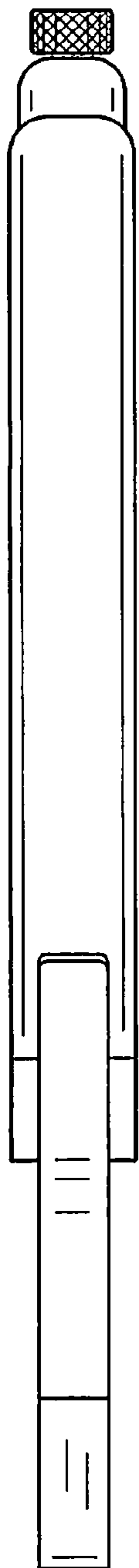


FIG. 5



FIG. 6