



US00D742189S

(12) **United States Design Patent**
Sandelin et al.

(10) **Patent No.:** **US D742,189 S**

(45) **Date of Patent:** **** Nov. 3, 2015**

(54) **LIFTING HOOK**

(71) Applicant: **Fiskars Garden Oy Ab**, Billnäs (FI)

(72) Inventors: **Teemu Sandelin**, Helsinki (FI); **Mikko Heine**, Helsinki (FI); **Sami Lyytikäinen**, Lohja (FI); **Petteri Masalin**, Helsinki (FI)

(73) Assignee: **Fiskars Garden Oy Ab**, Billnäs (FI)

(**) Term: **14 Years**

(21) Appl. No.: **29/482,083**

(22) Filed: **Feb. 13, 2014**

(30) **Foreign Application Priority Data**

Aug. 16, 2013 (EM) 002292557-0009

(51) **LOC (10) Cl.** **08-05**

(52) **U.S. Cl.**
USPC **D8/14; D8/107**

(58) **Field of Classification Search**
USPC D8/14, 76, 98, 97, 95, 78, 105, 107, 7;
D22/118, 149
CPC ... A01M 31/006; A01K 97/14; A01G 23/099;
B65G 7/12; B65G 7/10
See application file for complete search history.

(56) **References Cited**

U.S. PATENT DOCUMENTS

327,275 A	9/1885	Kelly
402,936 A	5/1889	Kelly
542,973 A	7/1895	Carver
561,409 A	6/1896	Mann
D29,680 S	11/1898	Kelly
653,234 A	7/1900	Graham
776,734 A	12/1904	Fuller

910,763 A	1/1909	Yeatts	
1,354,384 A	9/1920	Doolittle	
1,943,807 A	1/1934	Bellerive	
3,090,653 A	5/1963	Stump	
D354,212 S	1/1995	Ronnholm et al.	
D356,480 S	3/1995	Ronnholm et al.	
D362,795 S	10/1995	Ronnholm	
D444,689 S *	7/2001	Staton et al.	D8/80
D448,265 S *	9/2001	Chen	D8/80
D500,240 S *	12/2004	Fancelli	D8/97

(Continued)

OTHER PUBLICATIONS

U.S. Appl. No. 29/466,972, filed Sep. 13, 2013, Masalin et al.
(Continued)

Primary Examiner — Phillip S Hyder

(74) *Attorney, Agent, or Firm* — Foley & Lardner LLP

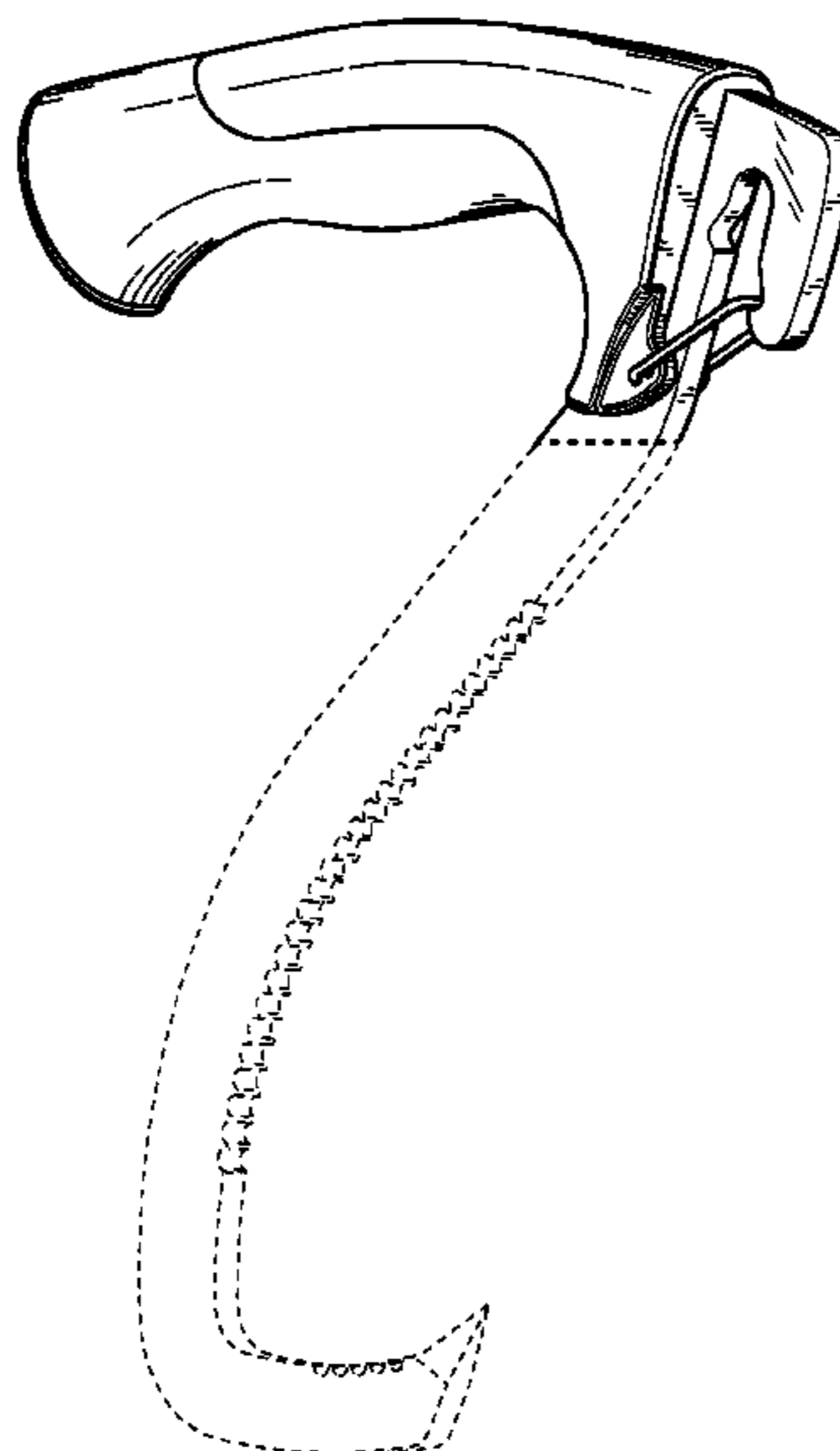
(57) **CLAIM**

We claim the ornamental design for a lifting hook, as shown and described.

DESCRIPTION

FIG. 1 is a front top perspective view of an embodiment of the claimed design;
FIG. 2 is a rear bottom perspective view of the claimed design of FIG. 1;
FIG. 3 is a front elevation view of the claimed design of FIG. 1;
FIG. 4 is a rear elevation view of the claimed design of FIG. 1;
FIG. 5 is a right side view of the claimed design of FIG. 1;
FIG. 6 is a left side view of the claimed design of FIG. 1; and,
FIG. 7 is a top view of the claimed design of FIG. 1.
The broken lines depict portions of the lifting hook in which the design is embodied that are not part of the claimed design.

1 Claim, 6 Drawing Sheets



(56)

References Cited

U.S. PATENT DOCUMENTS

D500,656 S * 1/2005 Fancelli D8/97
D519,813 S 5/2006 Hung
D524,627 S * 7/2006 Chen D8/80
D531,875 S * 11/2006 Chen D8/80
7,225,544 B2 * 6/2007 Petzl 30/381
D595,554 S 7/2009 Hardinge et al.
D598,264 S * 8/2009 Mullen D8/80

D619,442 S * 7/2010 Chen D8/80
D648,610 S 11/2011 Paloheimo
D656,379 S * 3/2012 Islas D8/80

OTHER PUBLICATIONS

Fiskars Splitting Axe. Snagged Jun. 30, 2011 at <http://www.amazon.com/Fiskars-X25-7854-28-Inch-Splitting/dp/B00004SD7B>, 1 page.

* cited by examiner

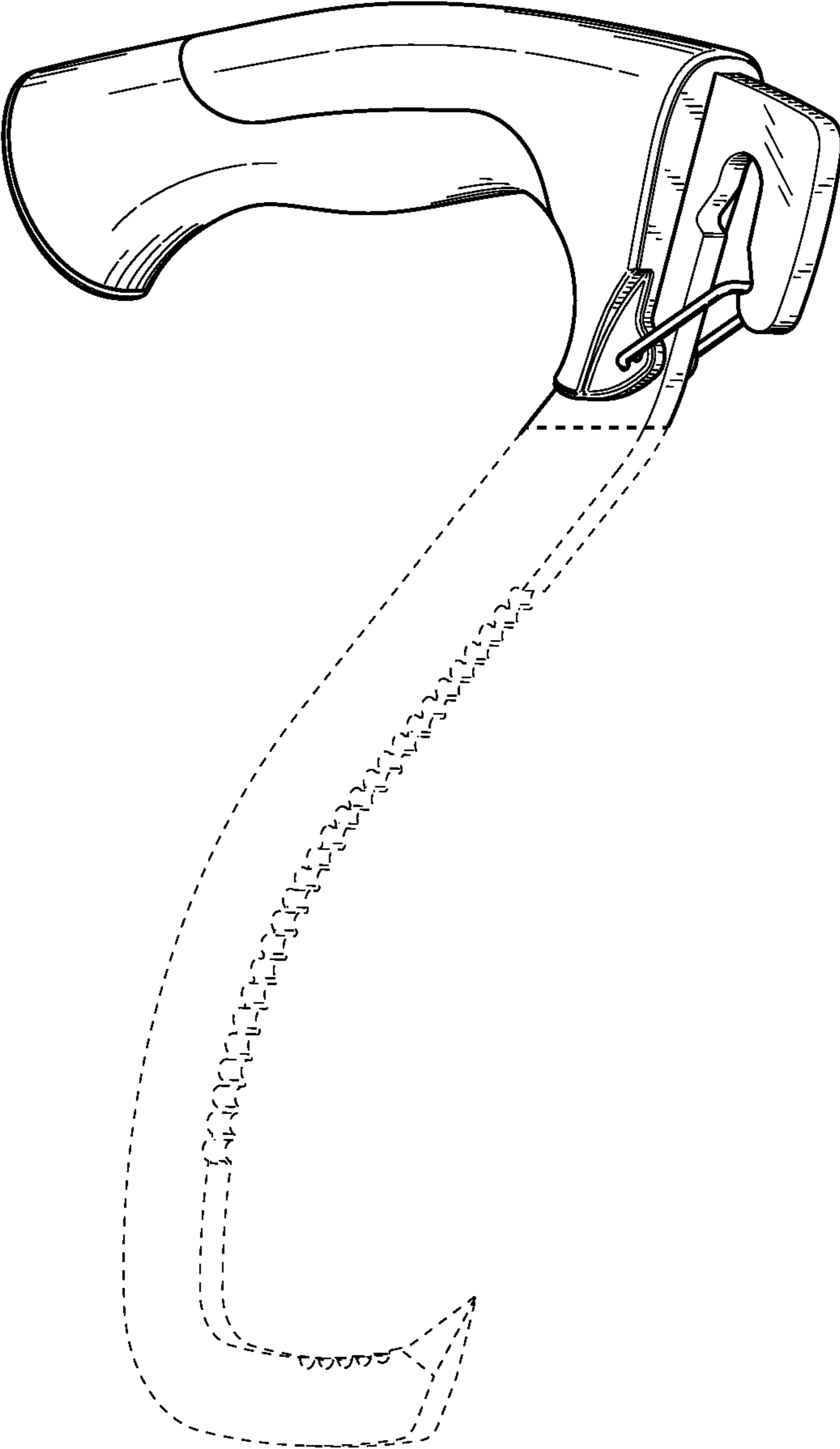


FIG. 1

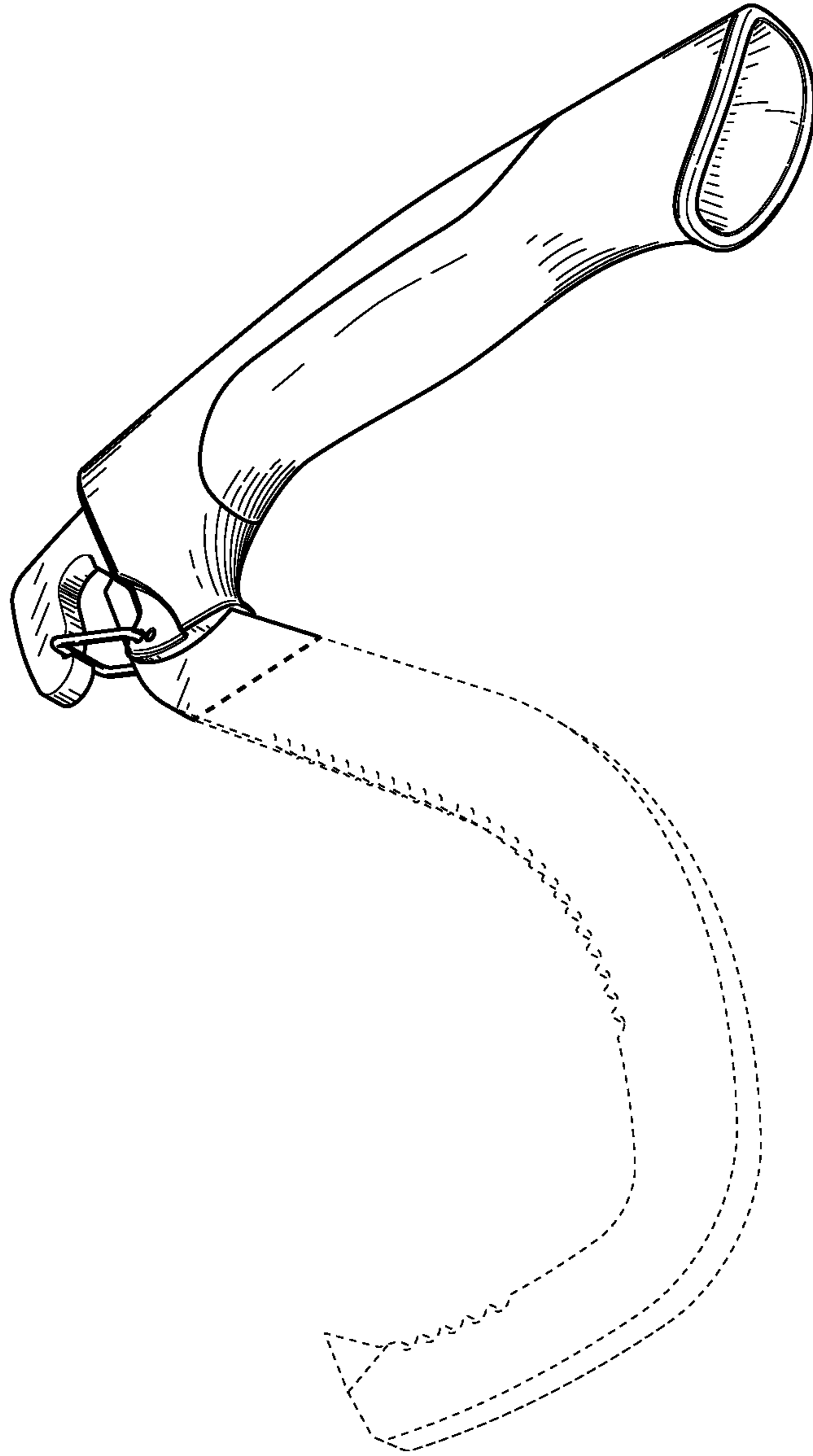


FIG. 2

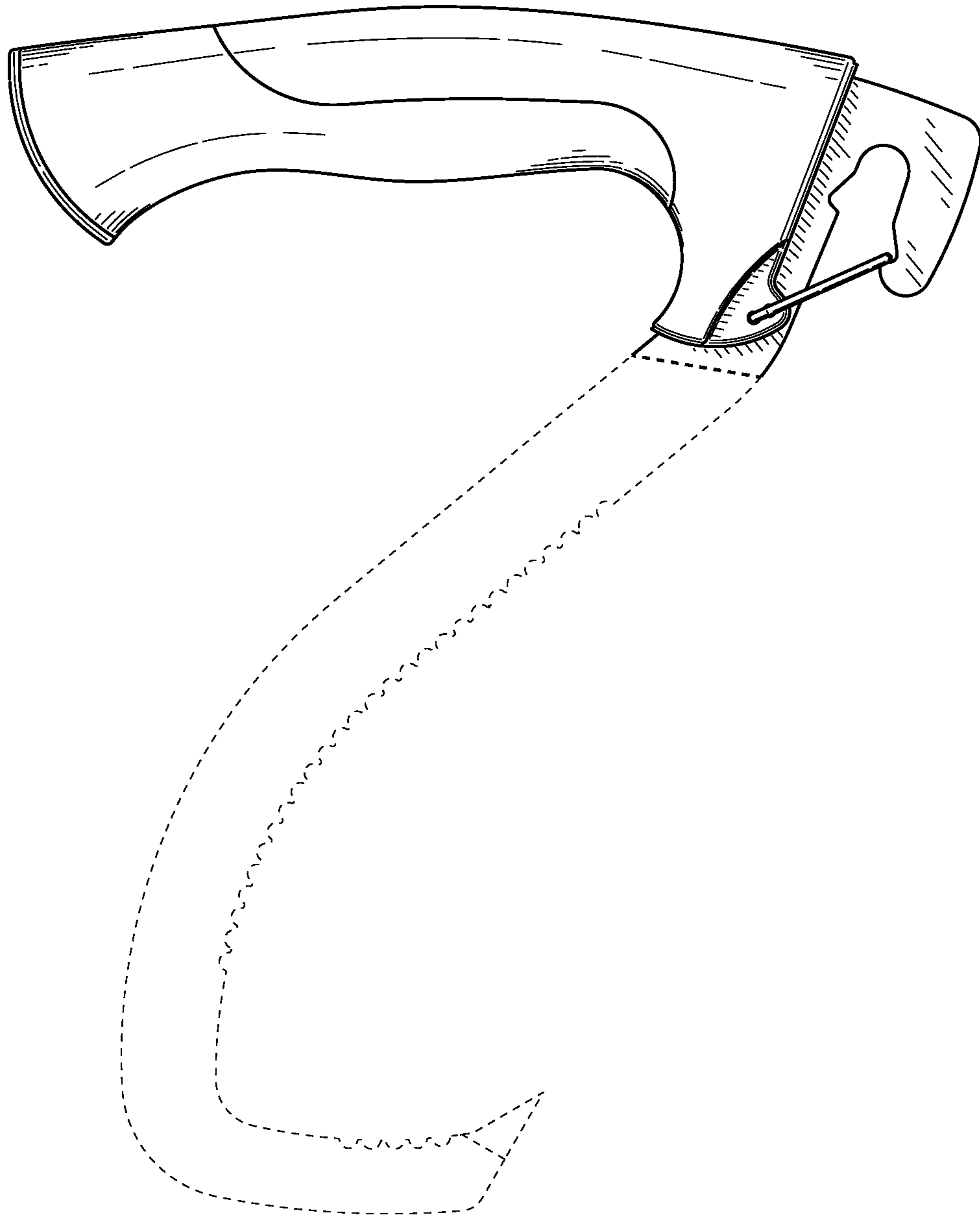


FIG. 3

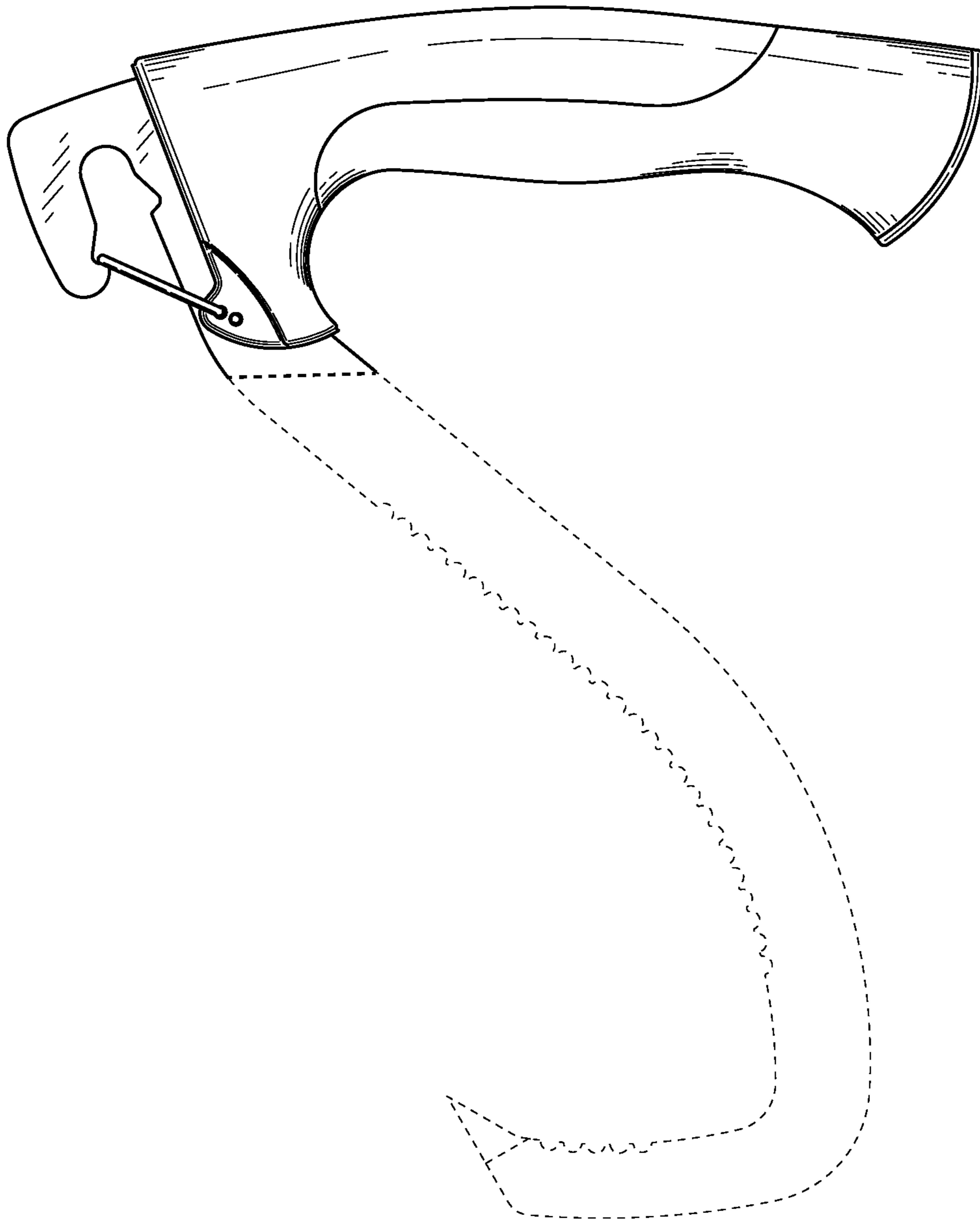


FIG. 4

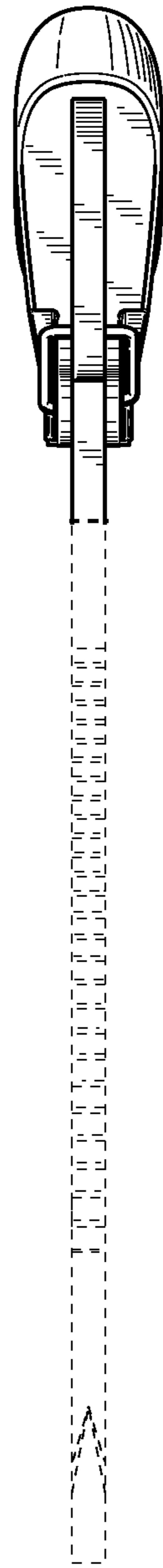


FIG. 5

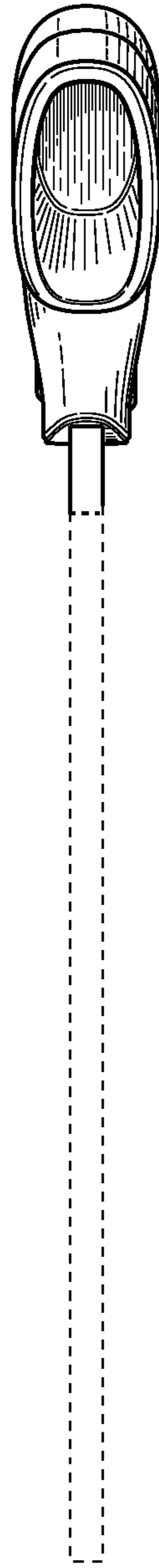


FIG. 6