



US00D742187S

(12) **United States Design Patent**
Thompson et al.

(10) **Patent No.:** **US D742,187 S**
(45) **Date of Patent:** **** Nov. 3, 2015**

(54) **DRILL TIE STAKE**

FOREIGN PATENT DOCUMENTS

(71) Applicant: **Drill Tie Systems, Inc.**, Hialeah, FL
(US)

JP 59228510 12/1984

(72) Inventors: **Karen Thompson**, Pembroke Pines, FL
(US); **Jeffery Homberger**, Satellite
Beach, FL (US); **Thomas Homberger**,
Palm Beach Gardens, FL (US)

OTHER PUBLICATIONS

Milliken, Milliken Concrete Cloth, brochure, copyright 2011-2013, 1
page.

(Continued)

(73) Assignee: **Drill Tie Systems, Inc.**, Hialeah, FL
(US)

Primary Examiner — Sheryl Lane

(74) *Attorney, Agent, or Firm* — Brian S. Steinberger; Law
Offices of Brian S. Steinberger, P.A.

(**) Term: **14 Years**

(57) **CLAIM**

(21) Appl. No.: **29/507,500**

The ornamental design for a drill tie stake, as shown and
described.

(22) Filed: **Oct. 28, 2014**

DESCRIPTION

Related U.S. Application Data

(62) Division of application No. 29/438,845, filed on Dec.
4, 2012, now Pat. No. Des. 719,798.

(51) **LOC (10) Cl.** **08-01**

(52) **U.S. Cl.**
USPC **D8/1; D8/391**

(58) **Field of Classification Search**

USPC D8/1, 386, 391, 387, 397, 388;
411/439, 480, 533, 482, 542, 923;
D15/139; D26/138; D21/840;
47/43-47; 135/118; 248/156;
405/259.1, 302.7

See application file for complete search history.

FIG. 1 is an upper front right perspective view of the novel
drill tie stake.

FIG. 2 is an enlarged perspective view of the blade head of the
drill tie stake of FIG. 1.

FIG. 3 is a side view of the blade head of FIG. 2 along arrow
1B.

FIG. 4 is an enlarged view of a burr edge on the blade head of
FIG. 3.

FIG. 5 is a lower rear left perspective view of the drill tie stake
of FIG. 1.

FIG. 6 is an upper side view of the drill tie stake of FIG. 1.

FIG. 7 is a lower side view of the drill tie stake of FIG. 1.

FIG. 8 is a right side view of the drill tie stake of FIG. 1.

FIG. 9 is a left side view of the drill tie stake of FIG. 1.

FIG. 10 is rear end view of the drill tie stake of FIG. 1; and,
FIG. 11 is a head end view of the drill tie stake of FIG. 1.

The dashed lines in FIGS. 2 and 11 represent a soft curve in
the surface of the article and do form part of the claimed
design.

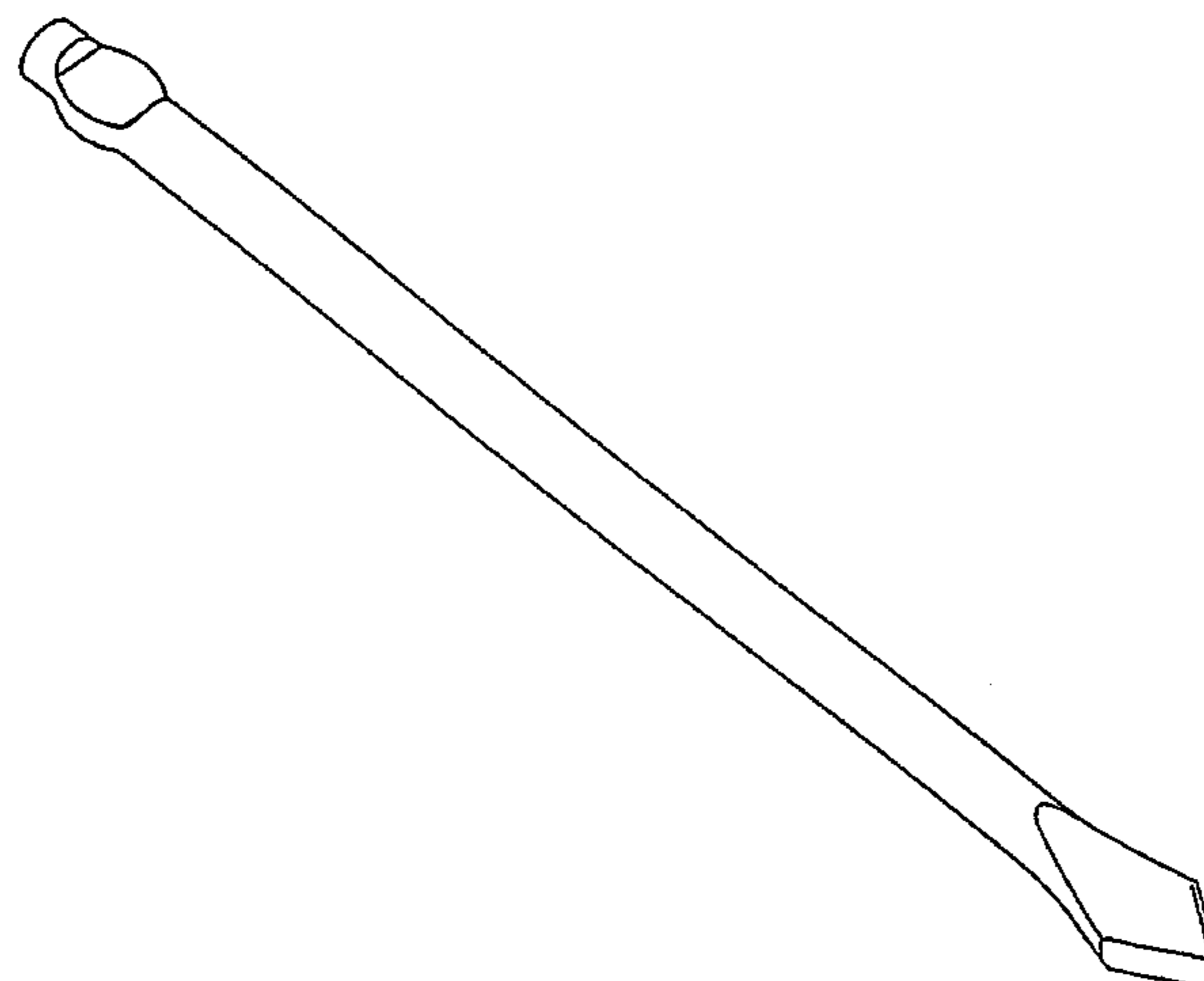
(56) **References Cited**

U.S. PATENT DOCUMENTS

360,225 A 3/1887 Kanters
746,006 A 12/1903 Brigham

(Continued)

1 Claim, 6 Drawing Sheets



(56)

References Cited

U.S. PATENT DOCUMENTS

907,423 A 12/1908 Tilley
 1,144,700 A 6/1915 Edwards
 1,497,859 A 6/1924 Lilly
 1,767,565 A 6/1930 Thrift
 2,840,092 A 6/1958 Hill
 2,913,204 A 11/1959 Stewart
 3,237,904 A 3/1966 Abruzese
 3,570,254 A 3/1971 Turzillo
 3,785,610 A 1/1974 Dagiell
 3,870,428 A 3/1975 Jackson
 3,877,340 A 4/1975 Knohl
 3,921,495 A 11/1975 Braun
 D240,362 S 6/1976 Russo
 D245,757 S 9/1977 Fisher
 4,312,464 A 1/1982 Treiman
 D285,409 S 9/1986 Lemkin
 4,610,568 A 9/1986 Koerner
 D300,508 S 4/1989 Viening
 5,058,315 A 10/1991 Wagner
 5,063,724 A 11/1991 Vanden Boogaart
 5,109,896 A 5/1992 Tomes
 D335,076 S 4/1993 Shinjo
 5,256,007 A 10/1993 Allen
 5,449,139 A 9/1995 Herelier
 5,529,451 A 6/1996 Bruins
 5,564,232 A 10/1996 Callaway
 5,630,292 A 5/1997 Heinz
 5,634,756 A 6/1997 Losada
 D380,947 S 7/1997 Adams
 5,651,641 A 7/1997 Stephens
 D383,054 S 9/1997 Adams
 5,755,545 A 5/1998 Banks
 5,788,444 A 8/1998 Losada
 D407,281 S 3/1999 Antel

5,951,202 A 9/1999 Brown
 5,951,208 A 9/1999 Wilson
 D419,431 S 1/2000 Hollis
 6,062,789 A 5/2000 Pope
 6,233,889 B1 5/2001 Hulsey
 D447,025 S 8/2001 Hughes
 D452,425 S 12/2001 Sato
 D466,379 S 12/2002 Barbi
 D466,765 S 12/2002 Barbi
 D495,567 S 9/2004 Gontar
 D495,932 S 9/2004 Kopka
 7,044,688 B2 5/2006 Dever
 7,331,140 B1 2/2008 Mason
 7,384,217 B1 6/2008 Barrett
 D618,088 S 6/2010 Gaylor
 D644,094 S 8/2011 Togami
 D669,772 S 10/2012 Fox
 D679,540 S 4/2013 Eaton
 D683,208 S 5/2013 Nocelo Stelin
 D700,673 S * 3/2014 Ochagavia Torino D21/840
 D702,515 S * 4/2014 Garber D8/1
 8,753,042 B1 6/2014 Thompson
 D710,661 S * 8/2014 Lu D8/1
 D719,798 S * 12/2014 Thompson et al. D8/1
 2004/0086342 A1 5/2004 Milne
 2010/0021245 A1 1/2010 Li
 2010/0154347 A1 6/2010 Jessen
 2011/0013992 A1 1/2011 Fujii

OTHER PUBLICATIONS

Milliken, Milliken Concrete Cloth, Ground Breaking Material Technology, copyright 2011-2013, <http://concretecloth.milliken.com/Pages/home.aspx>, 2 pages.
 Milliken, Concrete Cloth User Guide, copyright 2011-2013, 11 pages.

* cited by examiner

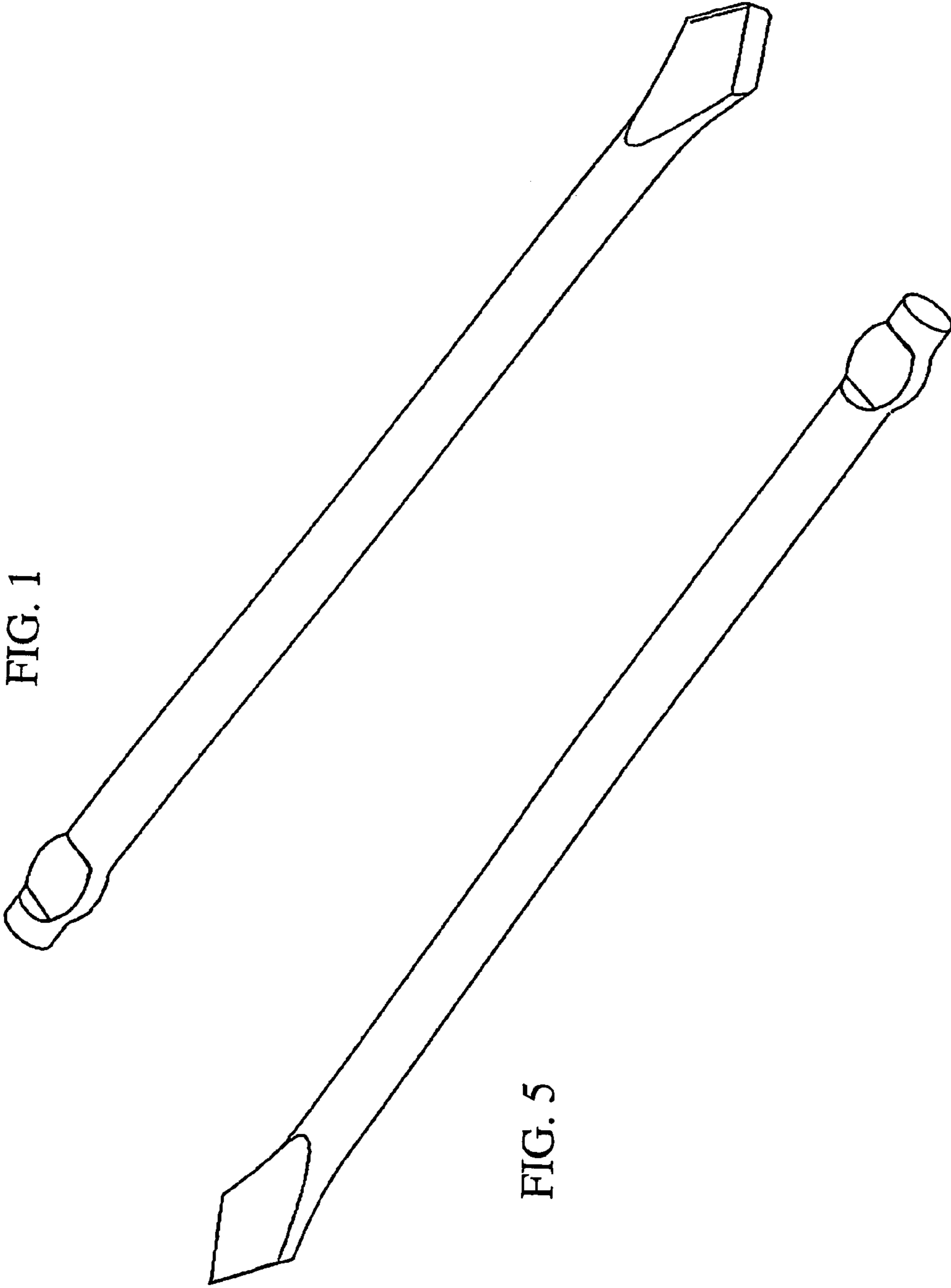


FIG. 1

FIG. 5

FIG. 2




FIG. 3

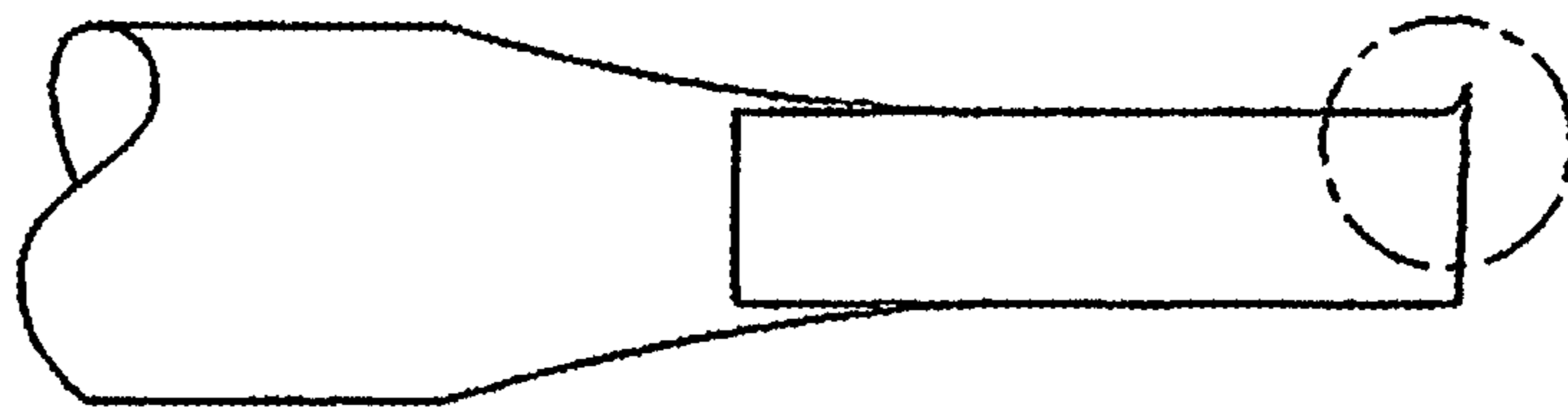


FIG. 4

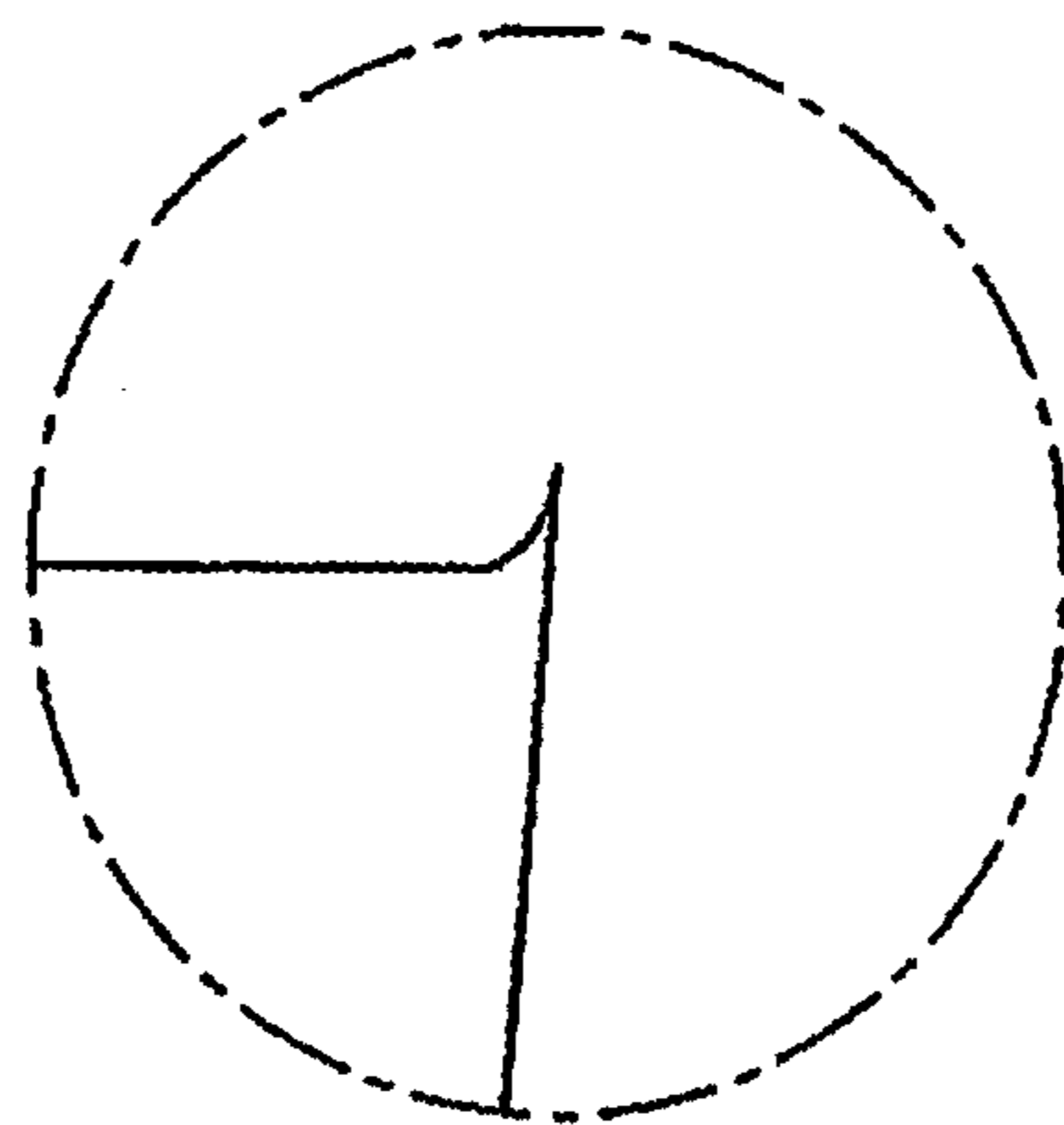


FIG. 6

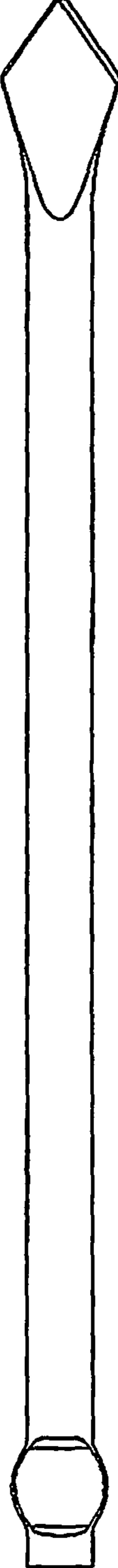


FIG. 7

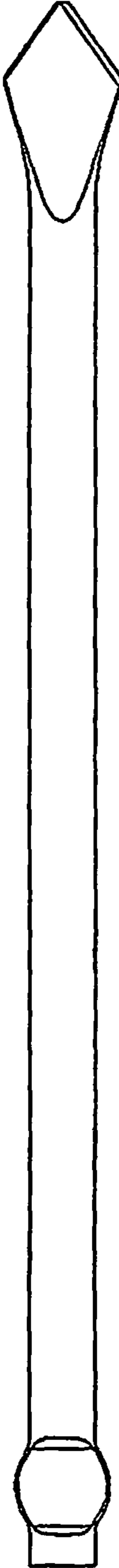


FIG. 8

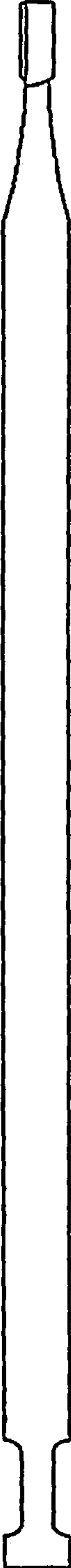


FIG. 9



Fig.10

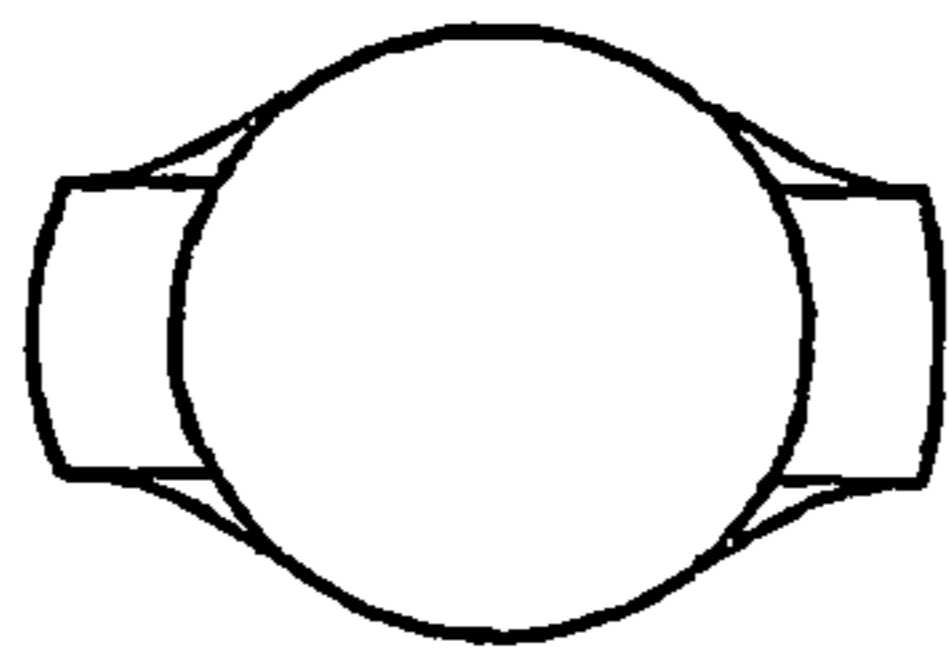


Fig.11

