



US00D742177S

(12) **United States Design Patent**  
**Morris, II et al.**

(10) **Patent No.:** **US D742,177 S**  
(45) **Date of Patent:** **\*\* Nov. 3, 2015**

(54) **DRINKING VESSEL**  
(75) Inventors: **Thomas G. Morris, II**, Hurst, TX (US);  
**Jack R. Rigby**, Richardson, TX (US)  
(73) Assignee: **NEW THERMO-SERV LTD.**, Dallas,  
TX (US)

D557,563 S 12/2007 Bodum  
D557,564 S 12/2007 Bodum  
D565,901 S 4/2008 Edelstein et al.  
D567,590 S 4/2008 Bodum  
D568,685 S 5/2008 Bodum  
D569,192 S 5/2008 Bodum  
D583,627 S \* 12/2008 Kortleven ..... D7/510

(Continued)

(\*\*) Term: **14 Years**

**OTHER PUBLICATIONS**

(21) Appl. No.: **29/425,495**

U.S. Appl. No. 29/425,482, filed Jun. 22, 2012 and entitled Drinking  
Vessel, inventor(s) Thomas G. Morris et al.

(22) Filed: **Jun. 22, 2012**

(Continued)

(51) **LOC (10) Cl.** ..... **07-01**

(52) **U.S. Cl.**  
USPC ..... **D7/529**; D7/523; D7/532

(58) **Field of Classification Search**  
USPC ..... D7/509, 510, 523, 529, 532, 392.1,  
D7/536; D9/504, 529, 538, 447  
CPC ..... B65D 1/265; B65D 3/22; B65D 81/38;  
A45F 3/16; A47G 19/2272  
See application file for complete search history.

*Primary Examiner* — Ian Simmons  
*Assistant Examiner* — Rashida C McCoy  
(74) *Attorney, Agent, or Firm* — Patent Capital Group

(57) **CLAIM**

The ornamental design for a drinking vessel, as shown and  
described.

**DESCRIPTION**

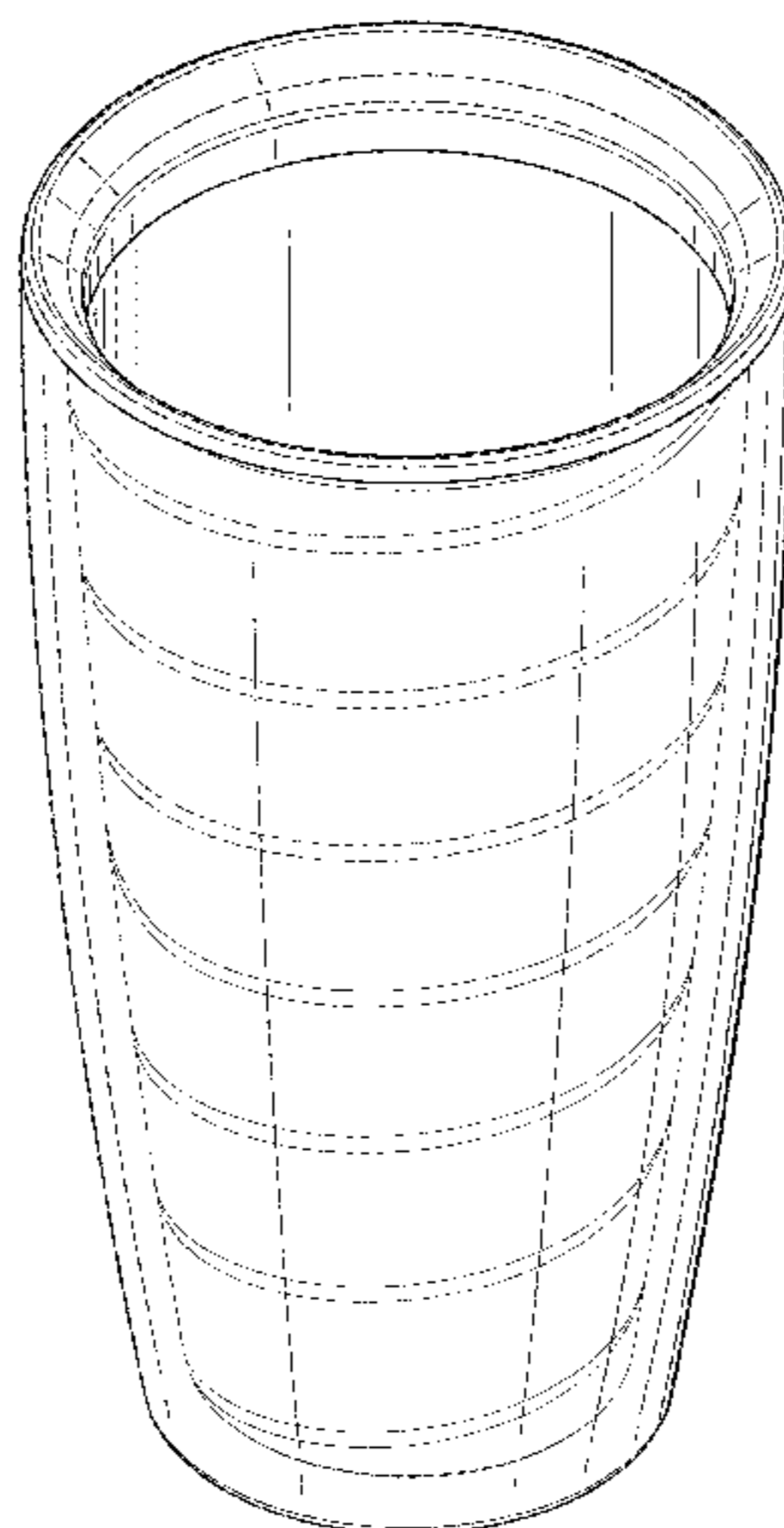
(56) **References Cited**

**U.S. PATENT DOCUMENTS**

2,895,636	A	7/1959	Martin	
D287,919	S *	1/1987	Clements	..... D7/392.1
D289,484	S *	4/1987	Forquer et al.	..... D7/532
D369,277	S	4/1996	Lin	
D376,731	S	12/1996	Lin	
D384,246	S	9/1997	McKnight	
D402,556	S *	12/1998	Frye	..... D9/447
5,894,948	A	4/1999	Yeh	
D439,803	S	4/2001	Lin	
D446,687	S	8/2001	Furman et al.	
6,405,892	B1	6/2002	Volan	
D489,940	S *	5/2004	Gluck	..... D7/523
D505,592	S *	5/2005	Liu	..... D7/532
D528,365	S *	9/2006	Hsu	..... D7/529
D533,748	S	12/2006	Bresler	
D548,525	S *	8/2007	Gibbons et al.	..... D7/510
D554,941	S *	11/2007	Mansfield	..... D7/396.2
D556,513	S *	12/2007	Yelland	..... D7/532

FIG. 1 is a top perspective view showing a first embodiment  
of a drinking vessel according to our new design;  
FIG. 2 is a front view thereof;  
FIG. 3 is a back view thereof;  
FIG. 4 is a side view thereof;  
FIG. 5 is another side view thereof;  
FIG. 6 is a top view thereof;  
FIG. 7 is a bottom view thereof;  
FIG. 8 is a top perspective view showing a second embodi-  
ment of a drinking vessel according to our new design;  
FIG. 9 is a front view thereof;  
FIG. 10 is a back view thereof;  
FIG. 11 is a side view thereof;  
FIG. 12 is another side view thereof;  
FIG. 13 is a top view thereof; and,  
FIG. 14 is a bottom view thereof.

**1 Claim, 12 Drawing Sheets**



(56)

**References Cited**

U.S. PATENT DOCUMENTS

D614,448 S \* 4/2010 Cahen ..... D7/532  
8,025,169 B2 9/2011 Zimmerman  
D669,310 S \* 10/2012 Barreto et al. .... D7/510  
D674,663 S \* 1/2013 Cahen ..... D7/510  
2005/0111212 A1\* 5/2005 Diak/Ghanem ..... 362/84

OTHER PUBLICATIONS

Restriction Requirement in U.S. Appl. No. 29/425,482 mailed on Mar. 4, 2015.  
U.S. Appl. No. 29/425,492, filed Jun. 22, 2015 and entitled Drinking Vessel, inventor(s) Thomas G. Morris et al.

Restriction Requirement in U.S. Appl. No. 29/425,492 mailed on Mar. 3, 2015.

U.S. Appl. No. 29/425,498, filed Jun. 22, 2015 and entitled Drinking Vessel With Handle, inventor(s) Thomas G. Morris et al.

Restriction Requirement in U.S. Appl. No. 29/425,498 mailed on Mar. 2, 2015.

Notice of Allowance in U.S. Appl. No. 29/425,482 mailed on Jul. 6, 2015.

Notice of Allowance in U.S. Appl. No. 29/425,492 mailed on Jul. 6, 2015.

Notice of Allowance in U.S. Appl. No. 29/425,498 mailed on Jul. 6, 2015.

\* cited by examiner

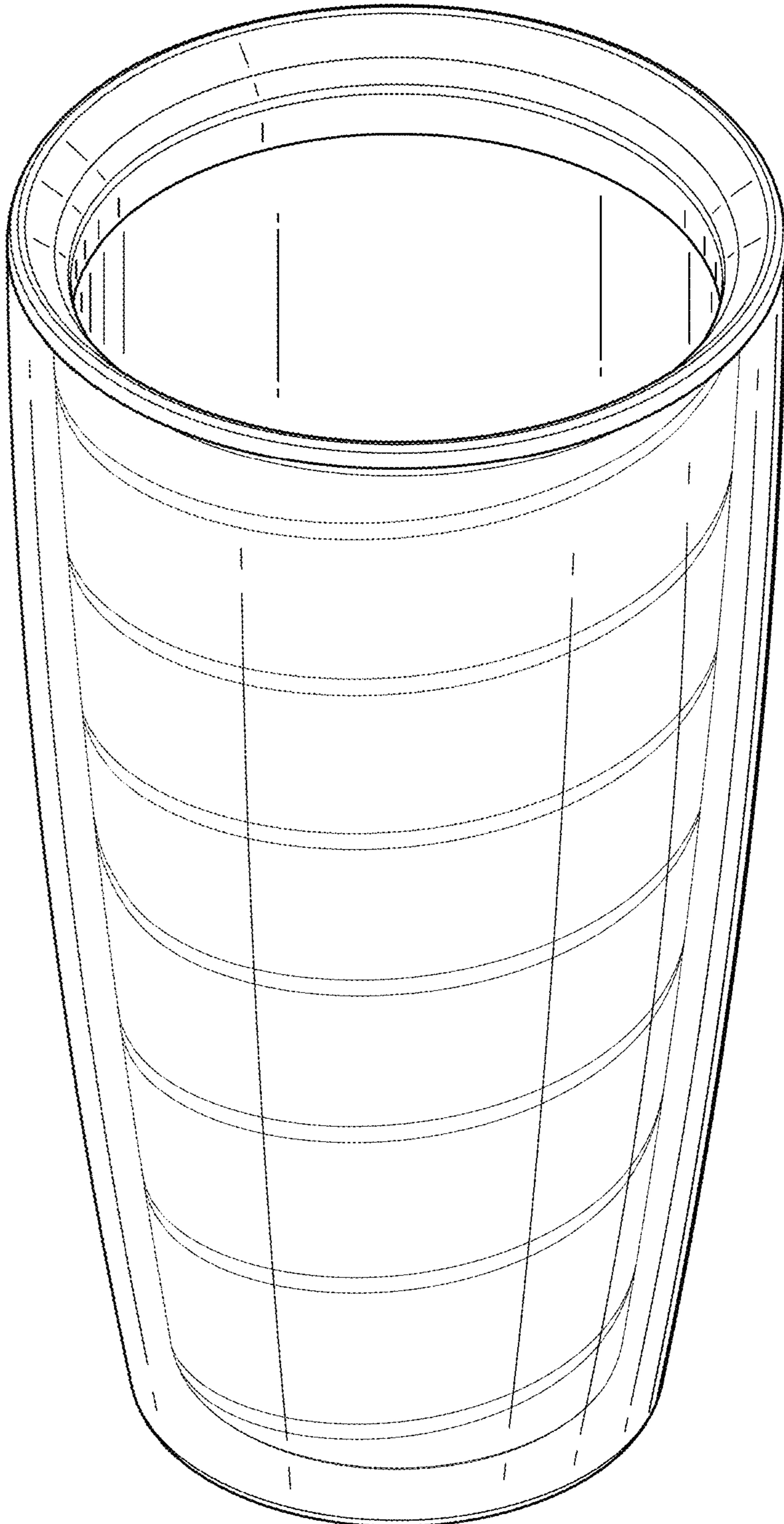


FIG. 1




FIG. 2






FIG. 3




FIG. 4




FIG. 5

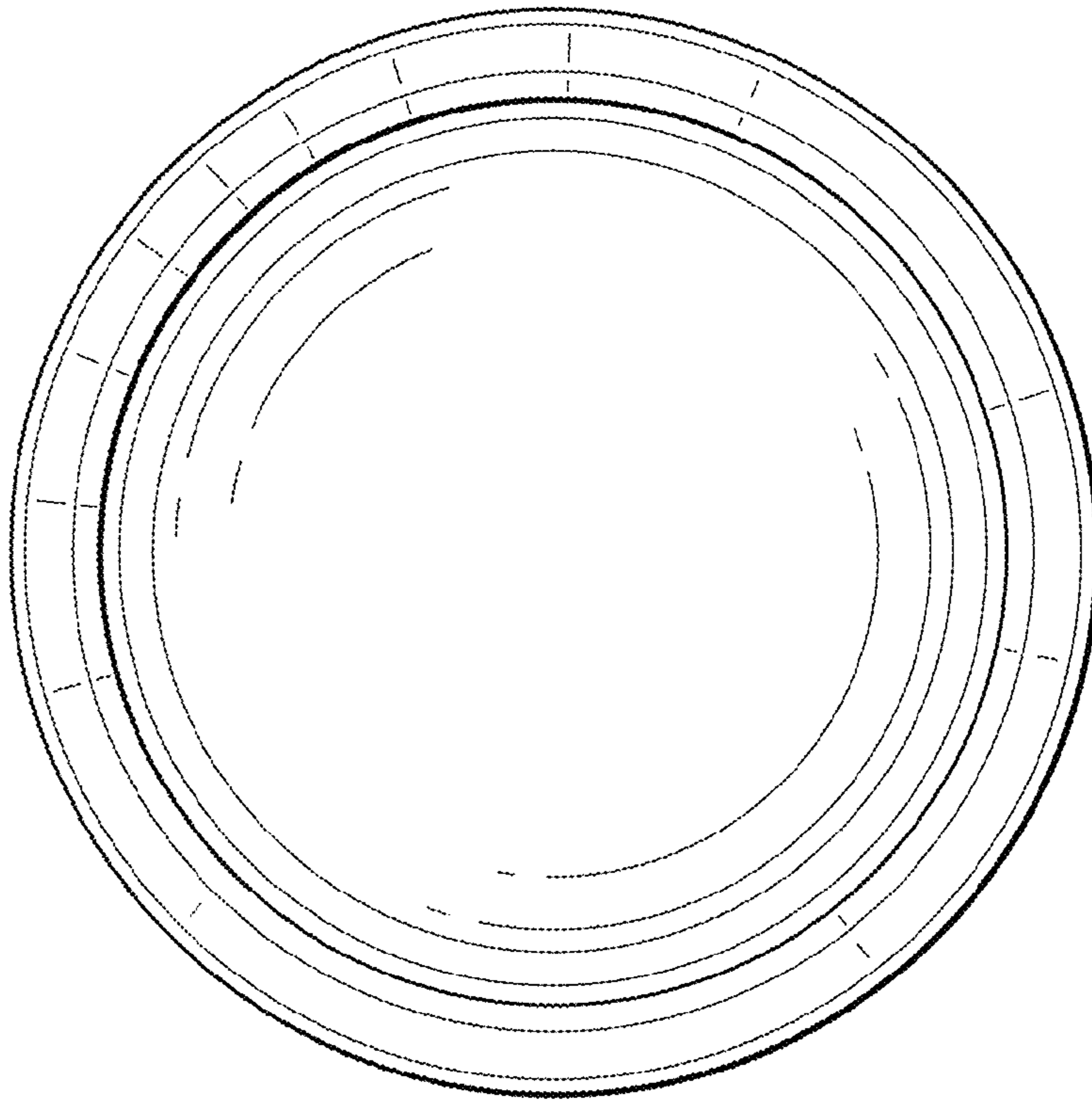


FIG. 6

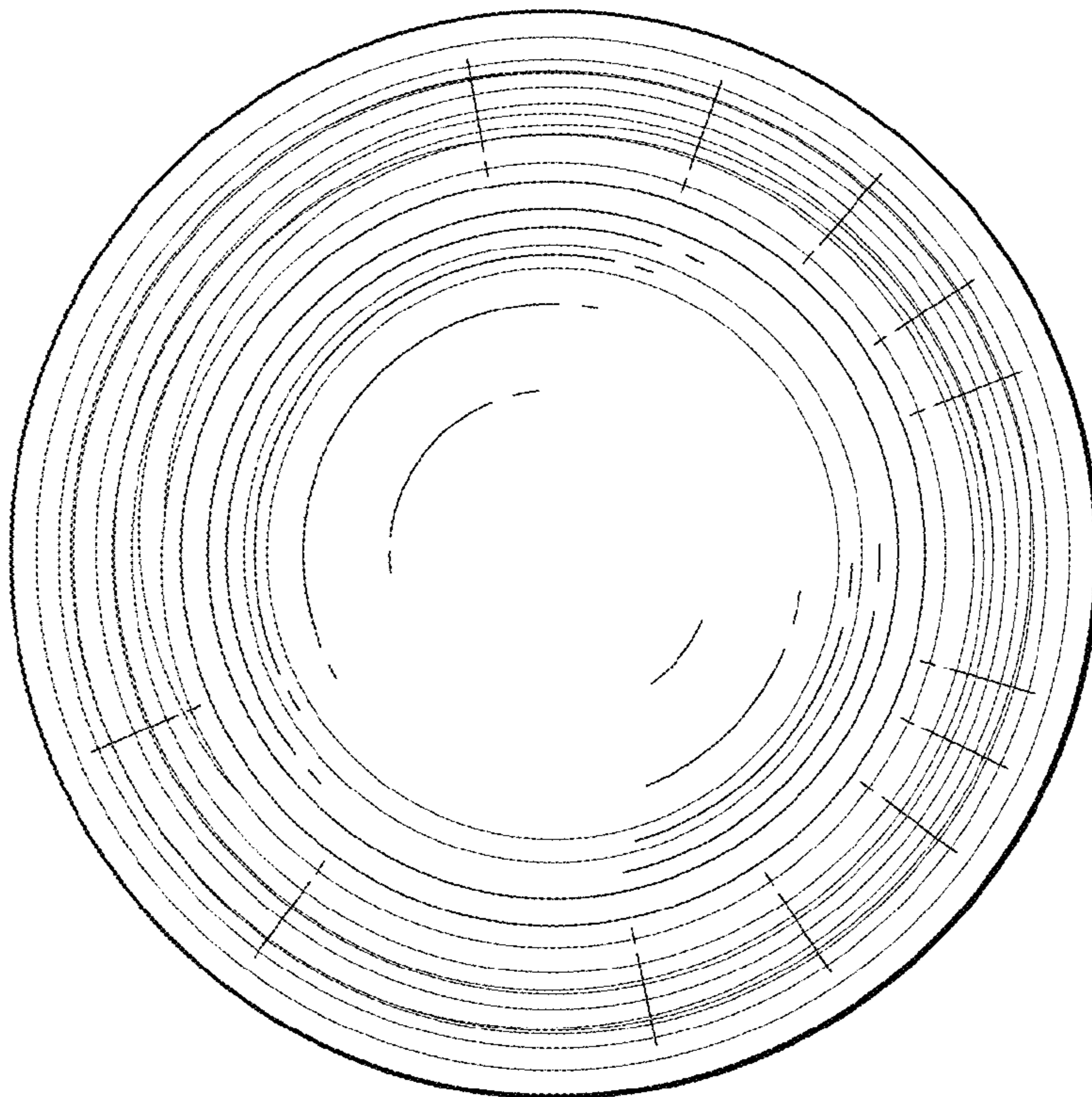


FIG. 7



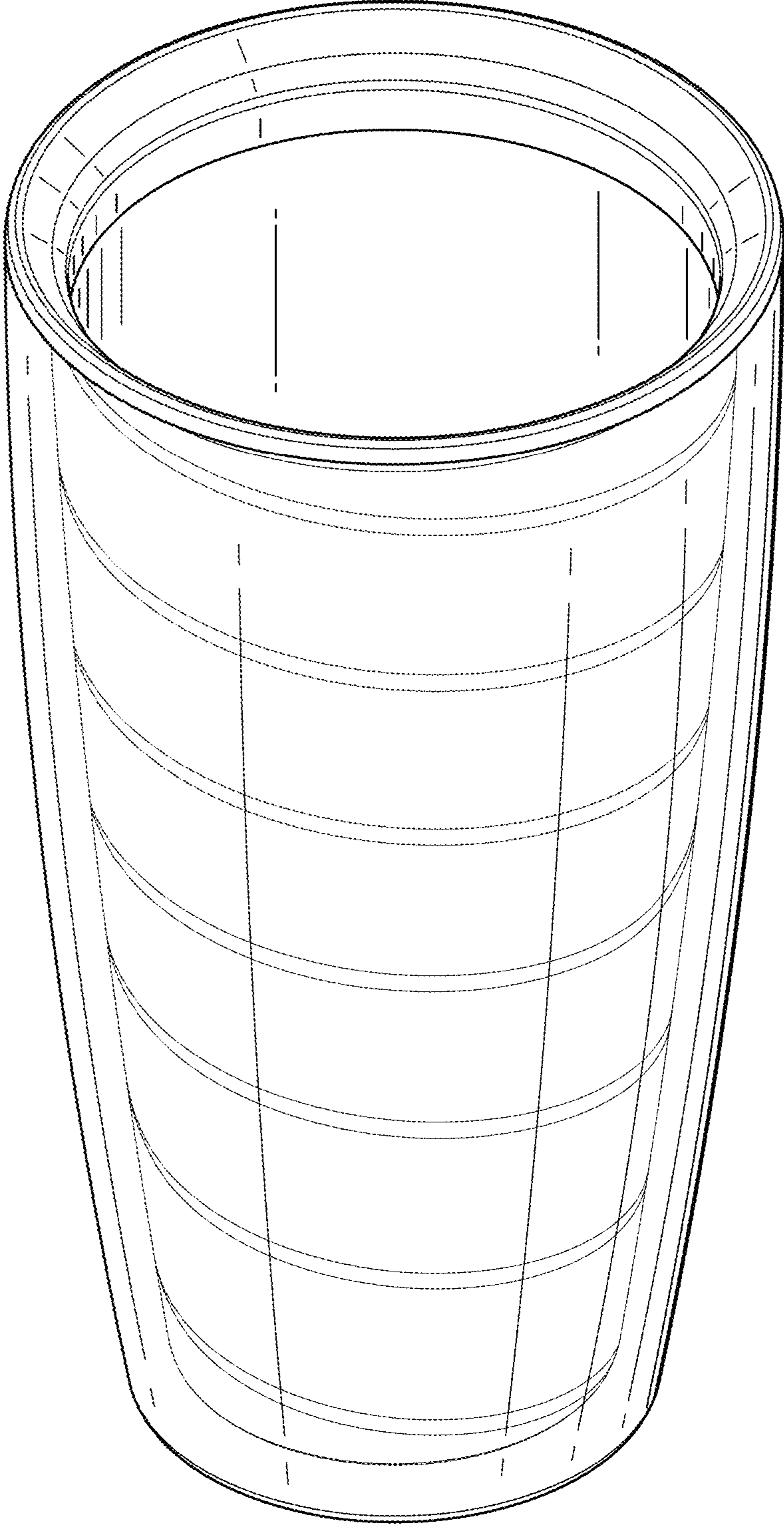


FIG. 8




FIG. 9




FIG. 10




FIG. 11






FIG. 12

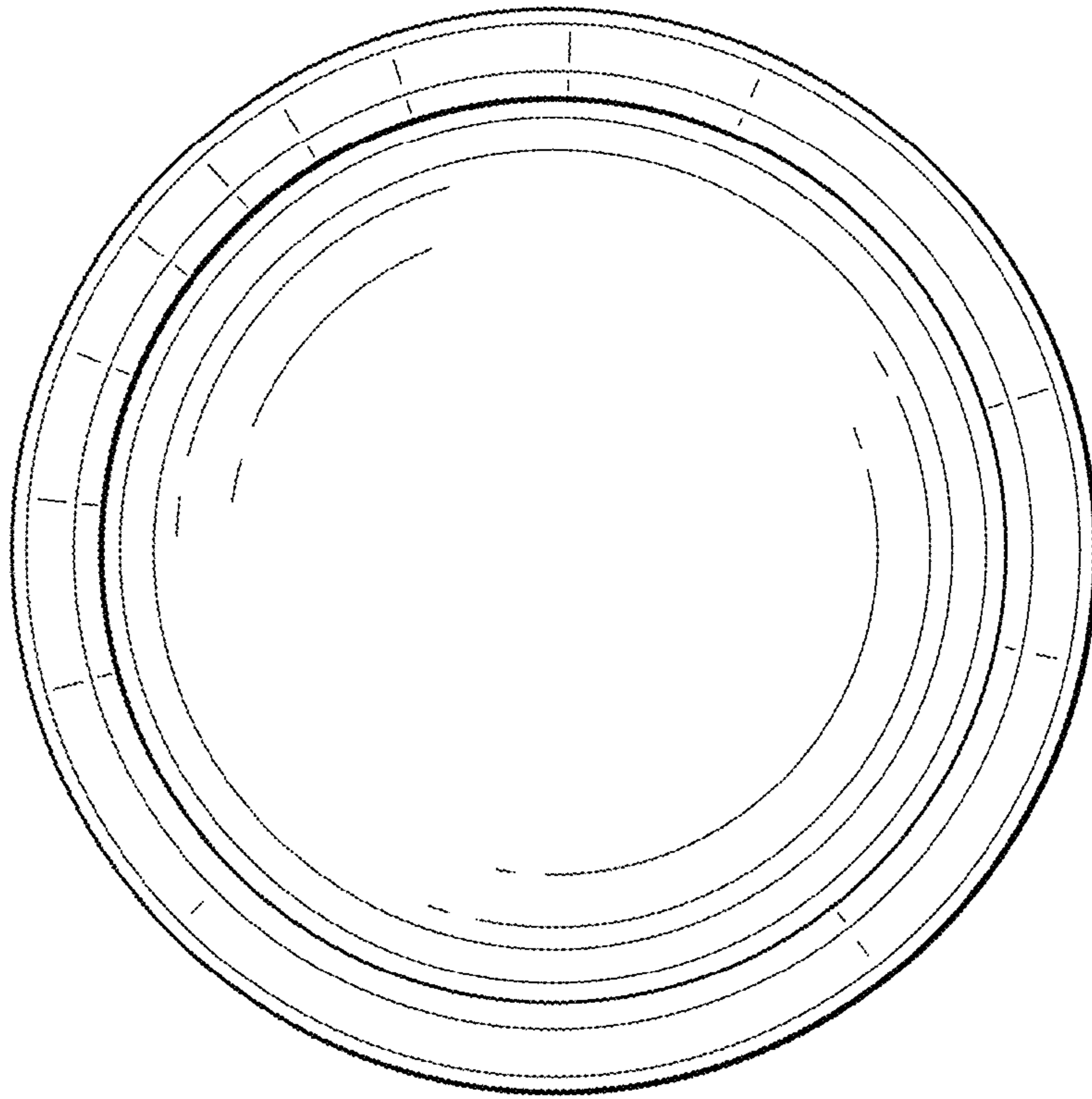


FIG. 13

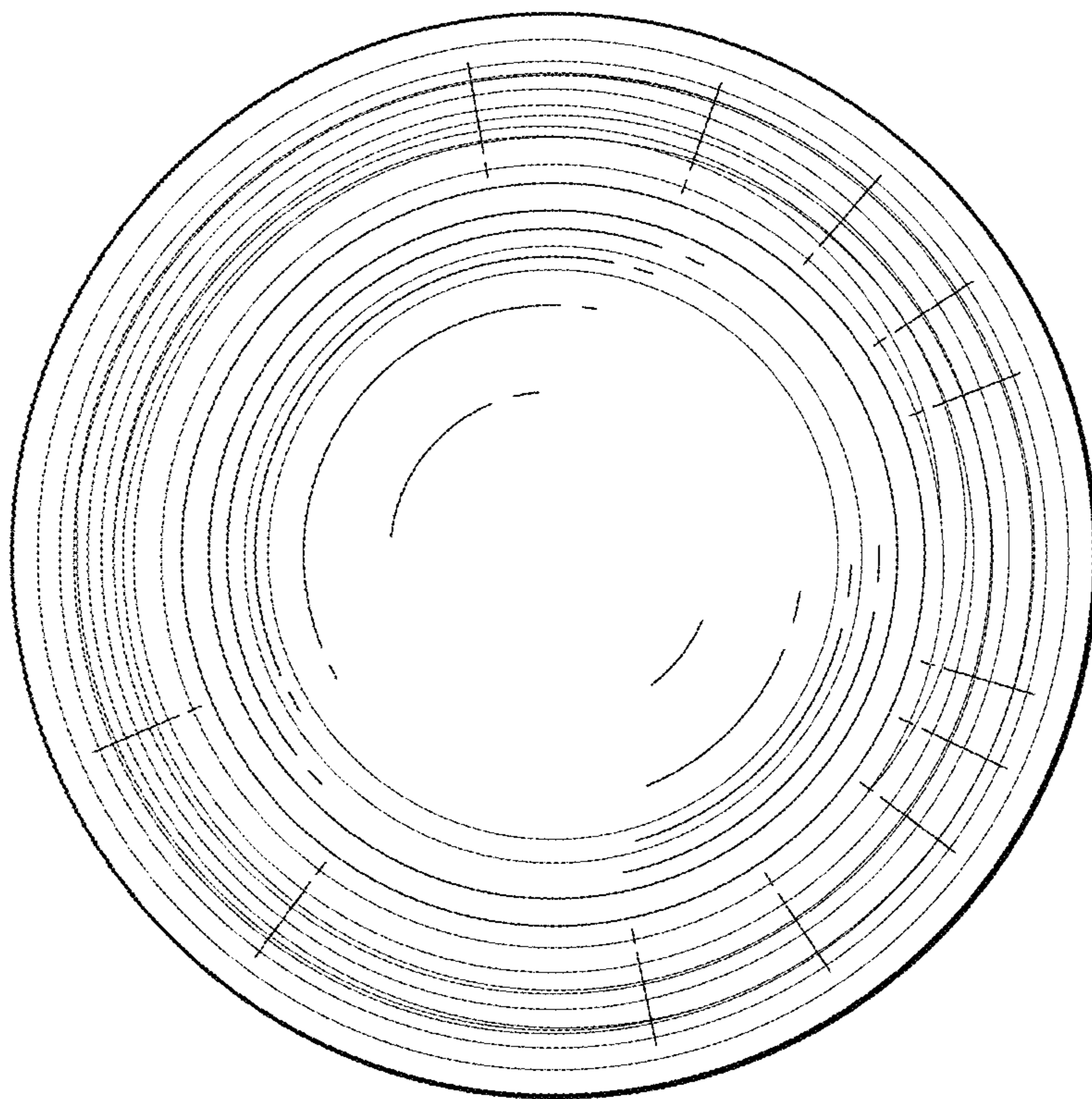


FIG. 14