



US00D742166S

(12) **United States Design Patent**
Hamill

(10) **Patent No.:** **US D742,166 S**

(45) **Date of Patent:** **** Nov. 3, 2015**

(54) **TAP HANDLE**

(71) Applicant: **Uinta Brewing Company**, Salt Lake City, UT (US)

(72) Inventor: **William D. Hamill**, Park City, UT (US)

(73) Assignee: **Uinta Brewing Company**, Salt Lake City, UT (US)

(**) Term: **14 Years**

(21) Appl. No.: **29/494,790**

(22) Filed: **Jun. 24, 2014**

(51) **LOC (10) Cl.** **31-00**

(52) **U.S. Cl.**
USPC **D7/398**; D7/397; D10/68

(58) **Field of Classification Search**
USPC D7/397, 398, 213, 313, 393, 395, 515,
D7/539; D10/119.2, 68; 217/72, 98;
137/317, 318, 319; 222/145.7, 148,
222/113; D8/107
CPC B25F 1/02; B25F 5/02; B25F 5/023;
B25F 5/026; B65D 5/46; B65D 47/24; B65D
47/2093
See application file for complete search history.

(56) **References Cited**

U.S. PATENT DOCUMENTS

1,902,915 A * 3/1933 Starkey 222/2
D189,518 S * 1/1961 Van Den Berg D7/398
D271,368 S * 11/1983 Belland et al. D7/398

D271,558 S * 11/1983 Belland et al. D7/398
D346,336 S * 4/1994 Meyers D10/53
D354,656 S * 1/1995 Strawbridge D7/398
D396,994 S * 8/1998 Carrino D7/393
D485,121 S * 1/2004 Ahlgrim et al. D7/398
D562,066 S * 2/2008 Palmer-Baker D7/398
D619,849 S * 7/2010 Power D7/398
D621,030 S * 8/2010 Falco D24/106
D636,224 S * 4/2011 Shin D7/398
D641,465 S * 7/2011 Falco D24/106
D708,011 S * 7/2014 Liberatore D7/398

* cited by examiner

Primary Examiner — Marianne Pandozzi

Assistant Examiner — Jae Liang

(74) *Attorney, Agent, or Firm* — Thorpe North & Western, LLP

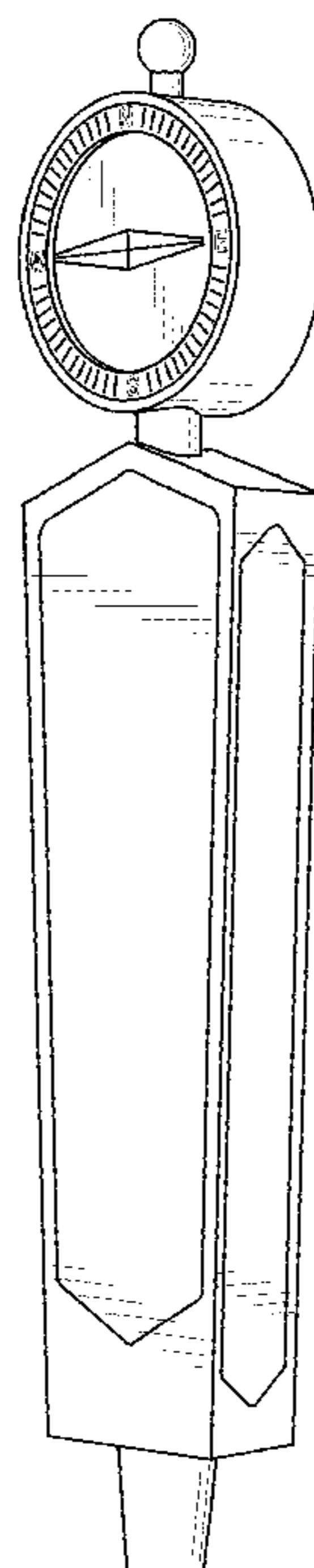
(57) **CLAIM**

The ornamental design for a tap handle, as shown and described.

DESCRIPTION

FIG. 1 is a perspective view of a tap handle showing my new design;
FIG. 2 is a front view thereof;
FIG. 3 is a rear view thereof;
FIG. 4 is side view thereof;
FIG. 5 is an opposing side view thereof;
FIG. 6 is a top view thereof; and,
FIG. 7 is a bottom view thereof.
The broken line showing in the figure drawings are included for the purpose of illustration and form no part of the claimed design.

1 Claim, 2 Drawing Sheets



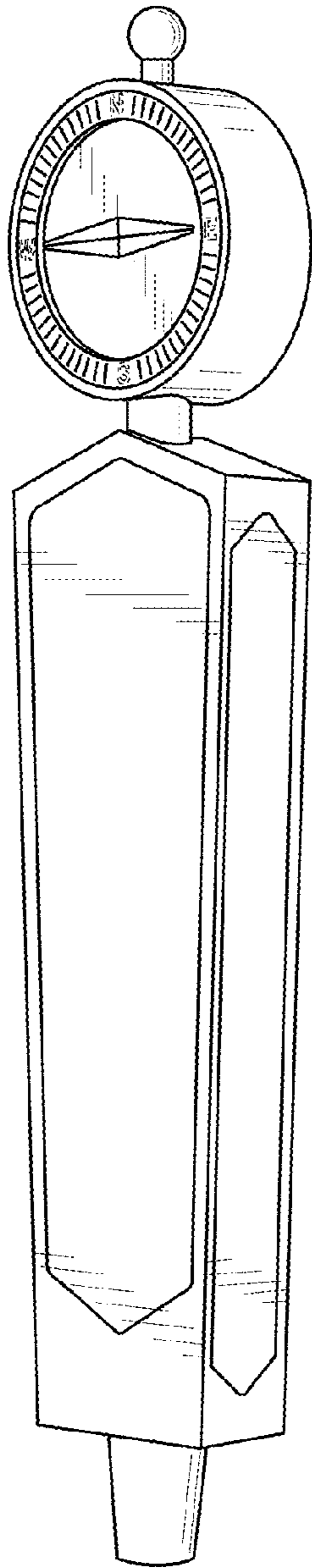


FIG. 1

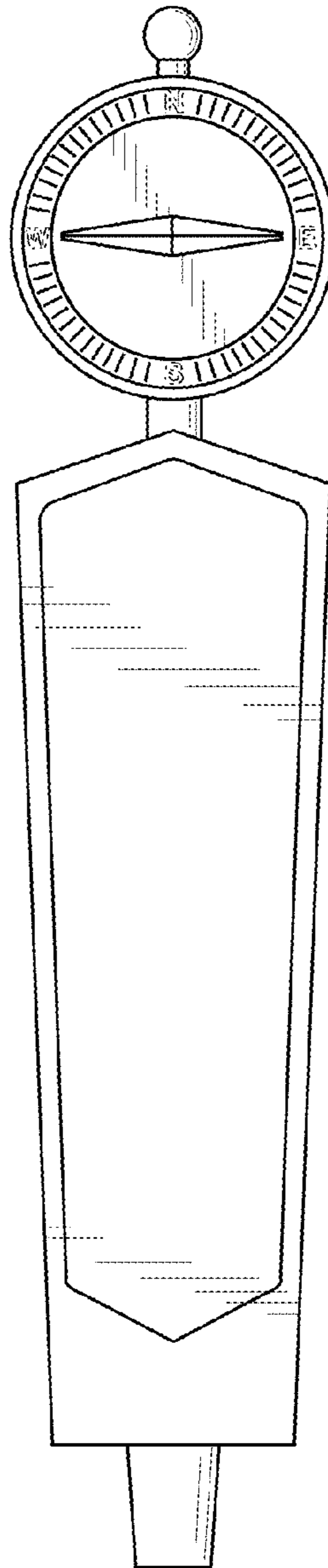


FIG. 2

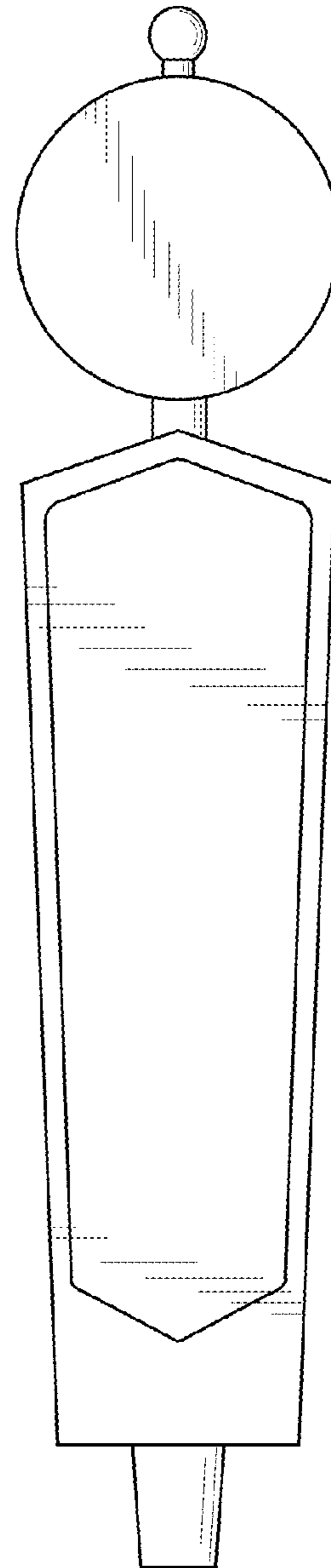


FIG. 3




FIG. 4




FIG. 5

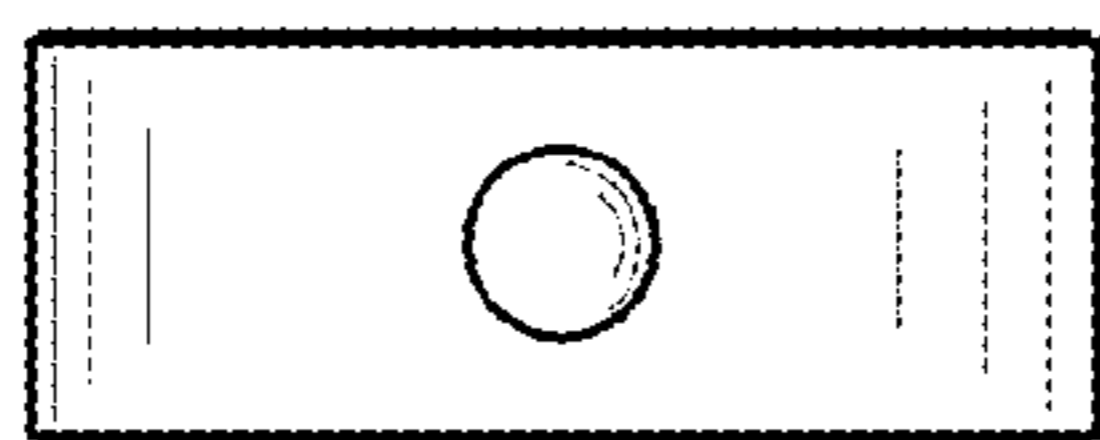


FIG. 6

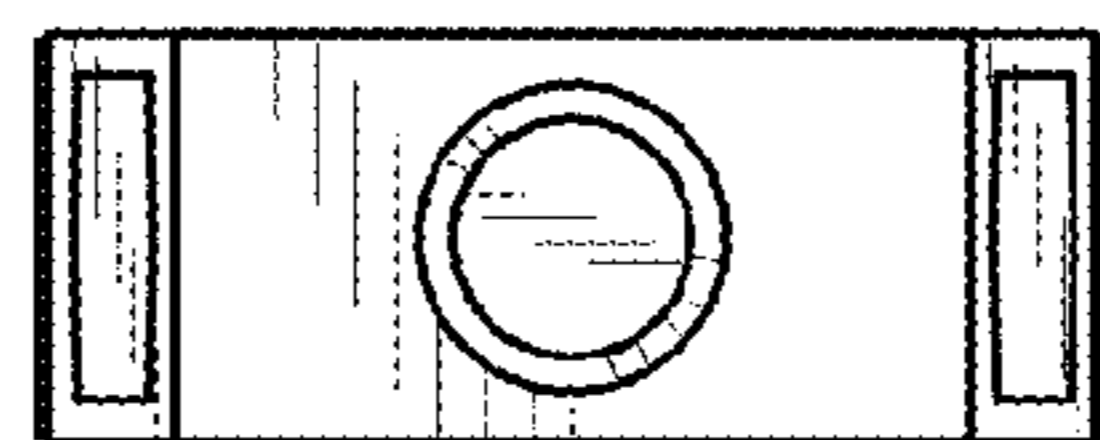


FIG. 7