



US00D742153S

(12) **United States Design Patent**
Hui et al.

(10) **Patent No.:** **US D742,153 S**
(45) **Date of Patent:** **** Nov. 3, 2015**

(54) **CHAIR SEAT**

(71) Applicant: **Virco MFG. Corporation**, Redondo Beach, CA (US)

(72) Inventors: **Man Hui**, Monterey Park, CA (US);
Scott Fletcher, Redondo Beach, CA (US)

(73) Assignee: **VIRCO MFG. CORPORATION**, Torrance, CA (US)

(**) Term: **14 Years**

(21) Appl. No.: **29/496,013**

(22) Filed: **Jul. 8, 2014**

(51) **LOC (10) Cl.** **06-01**

(52) **U.S. Cl.**
USPC **D6/716; D6/375**

(58) **Field of Classification Search**
USPC D6/334-336, 371, 372, 373, 374, 375,
D6/376, 716, 716.1, 716.4; 297/239,
297/445.1, 446.1, 448.1, 452.12, 452.19,
297/DIG. 2

CPC A47C 4/02; A47C 4/03; A47C 3/12;
A47C 5/12; A47C 7/16

See application file for complete search history.

(56) **References Cited**

U.S. PATENT DOCUMENTS

| | | | | | | |
|----------|---|---|---------|----------------|-------|--------|
| D499,260 | S | * | 12/2004 | Glass et al. | | D6/375 |
| D503,559 | S | * | 4/2005 | Glass et al. | | D6/372 |
| D547,980 | S | * | 8/2007 | Glass et al. | | D6/716 |
| D549,018 | S | * | 8/2007 | Glass et al. | | D6/716 |
| D566,979 | S | * | 4/2008 | Cox et al. | | D6/375 |
| D597,758 | S | * | 8/2009 | Barrett et al. | | D6/375 |
| D611,740 | S | * | 3/2010 | Koh | | D6/716 |

| | | | | | | |
|----------|---|---|---------|--------------|-------|--------|
| D706,067 | S | * | 6/2014 | Romero | | D6/716 |
| D707,461 | S | * | 6/2014 | Rada et al. | | D6/375 |
| D715,573 | S | * | 10/2014 | Lloyd et al. | | D6/375 |

* cited by examiner

Primary Examiner — Mimoso De

(74) *Attorney, Agent, or Firm* — Denton L. Anderson; Leech Tishman Fuscaldo & Lampl; Robert M. Hupe

(57) **CLAIM**

The ornamental design of a chair seat, as shown and described.

DESCRIPTION

FIG. 1 is a perspective view showing the new design, the broken lines are for environmental purposes only and form no part of the claimed design;

FIG. 2 is a front view of the chair seat illustrated in FIG. 1, the broken lines are for environmental purposes only and form no part of the claimed design;

FIG. 3 is a side view of the chair seat illustrated in FIG. 1, the opposite side is a mirror image of that which is illustrated in this FIG. 3, the broken lines are for environmental purposes only and form no part of the claimed design;

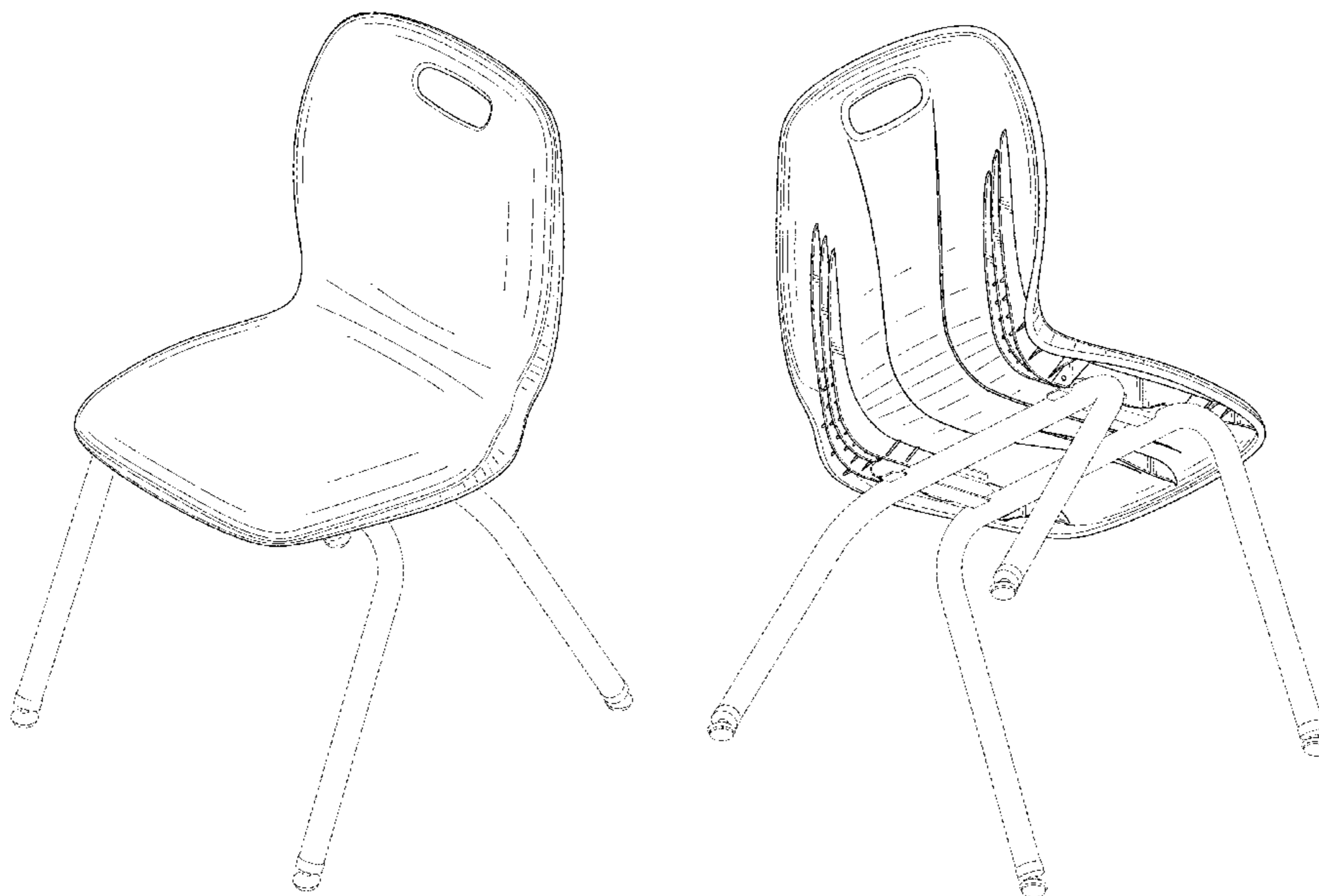
FIG. 4 is a top view of the chair seat illustrated in FIG. 1, the broken lines are for environmental purposes only and form no part of the claimed design;

FIG. 5 is a bottom view of the chair seat illustrated in FIG. 1, the broken lines are for environmental purposes only and form no part of the claimed design;

FIG. 6 is a rear view of the chair seat illustrated in FIG. 1, the broken lines are for environmental purposes only and form no part of the claimed design; and,

FIG. 7 is a second perspective view of the chair seat illustrated in FIG. 1, the broken lines are for environmental purposes only and form no part of the claimed design.

1 Claim, 5 Drawing Sheets



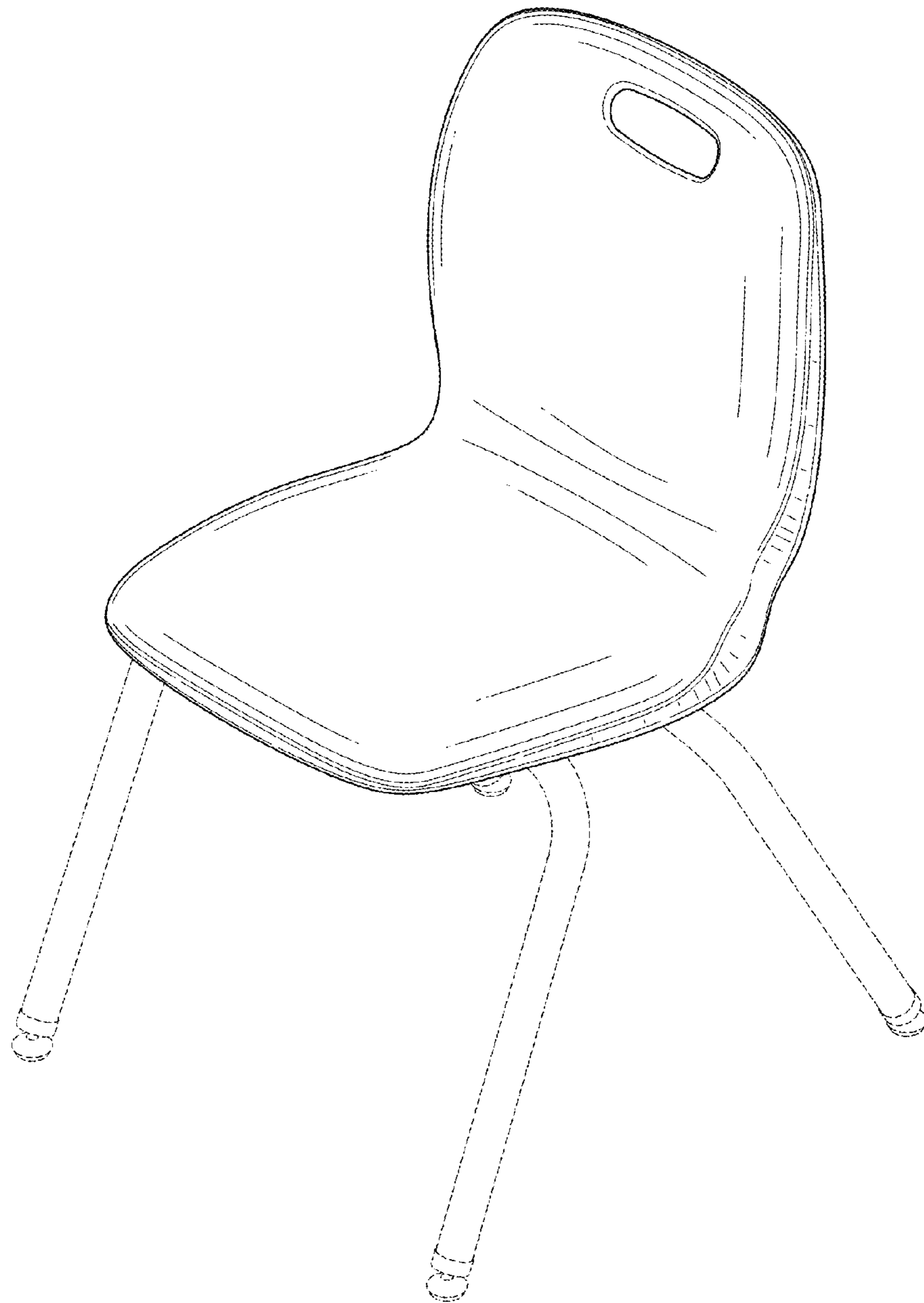
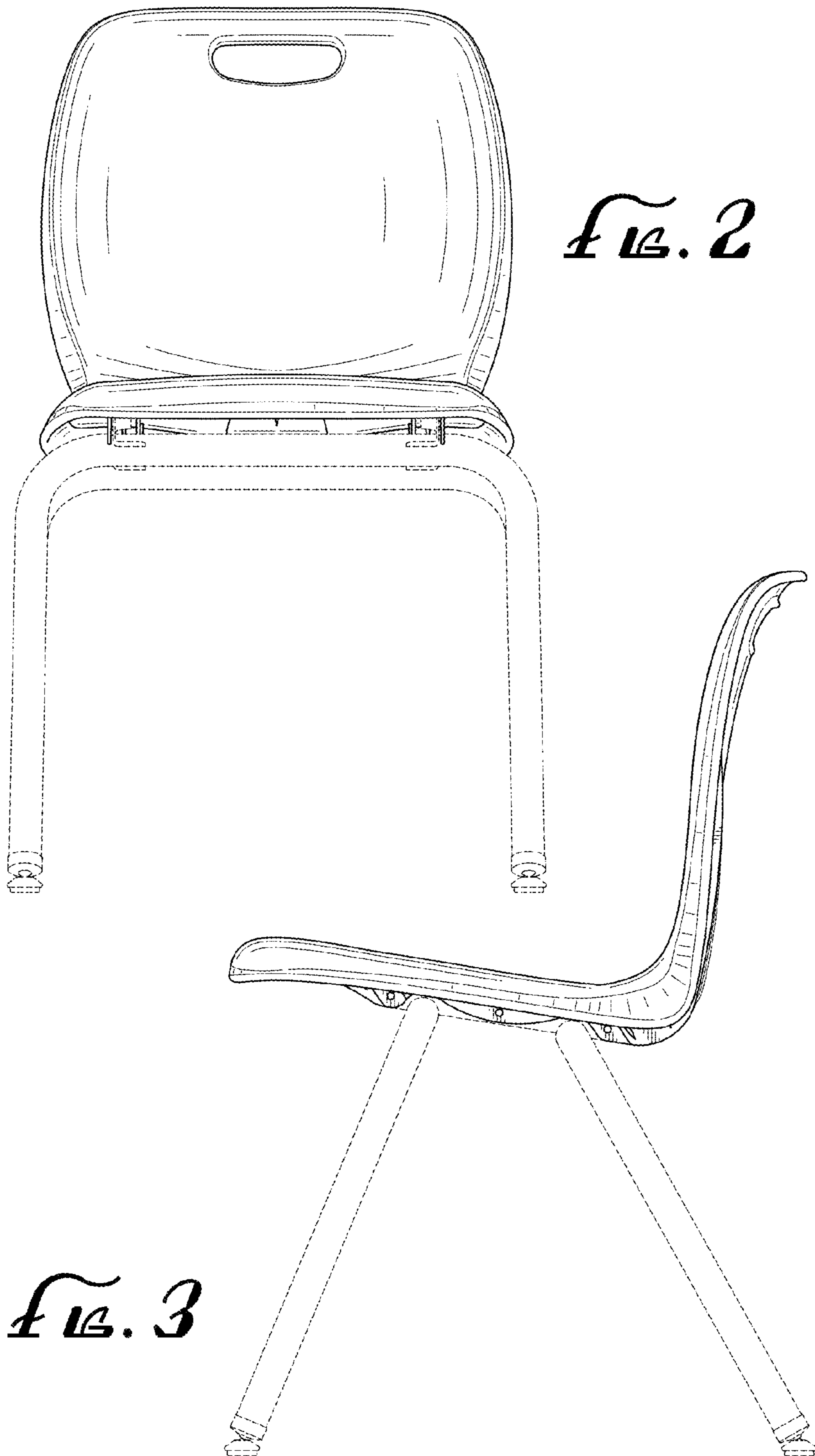


FIG. 1






FIG. 4

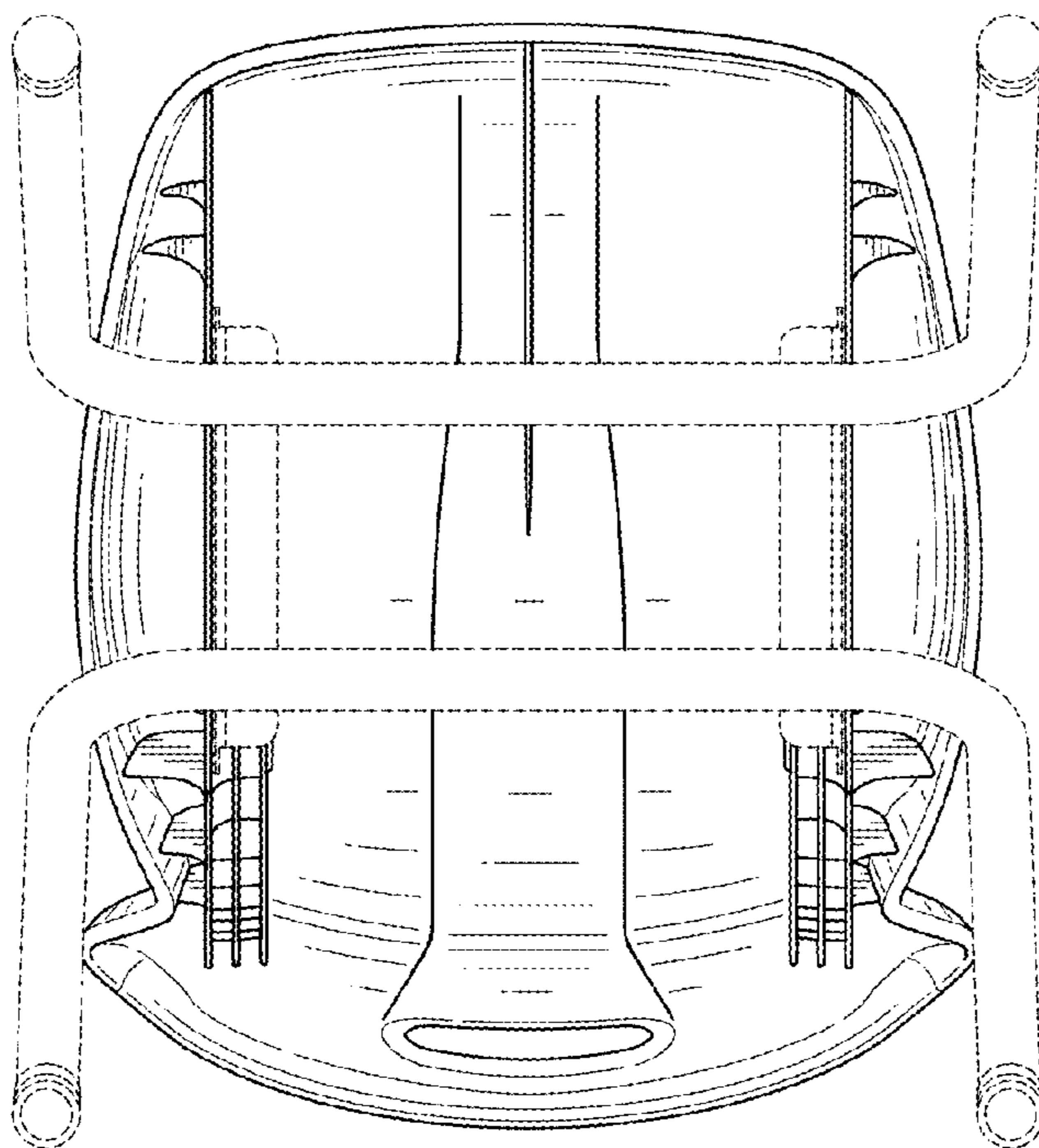


FIG. 5

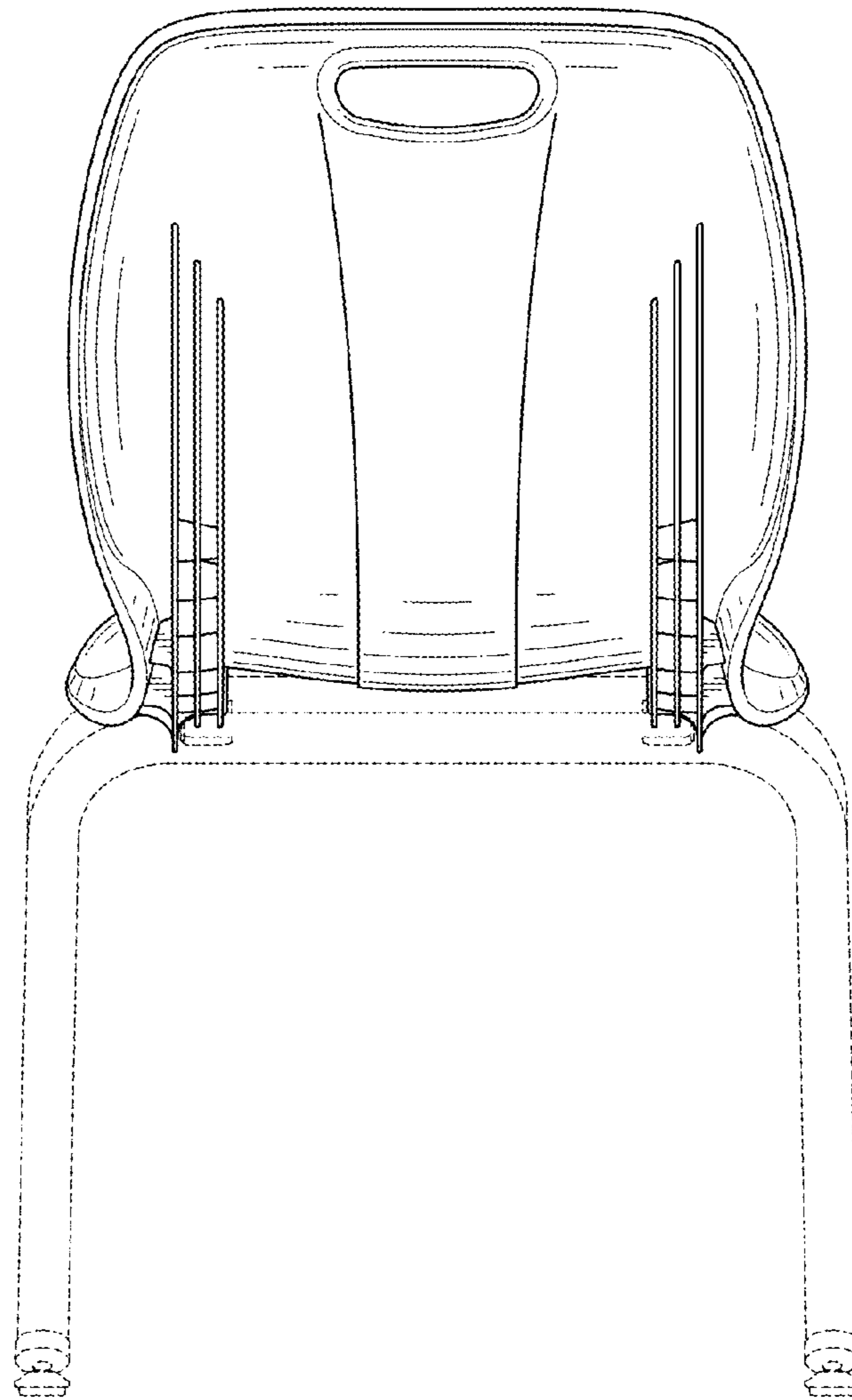


FIG. 6

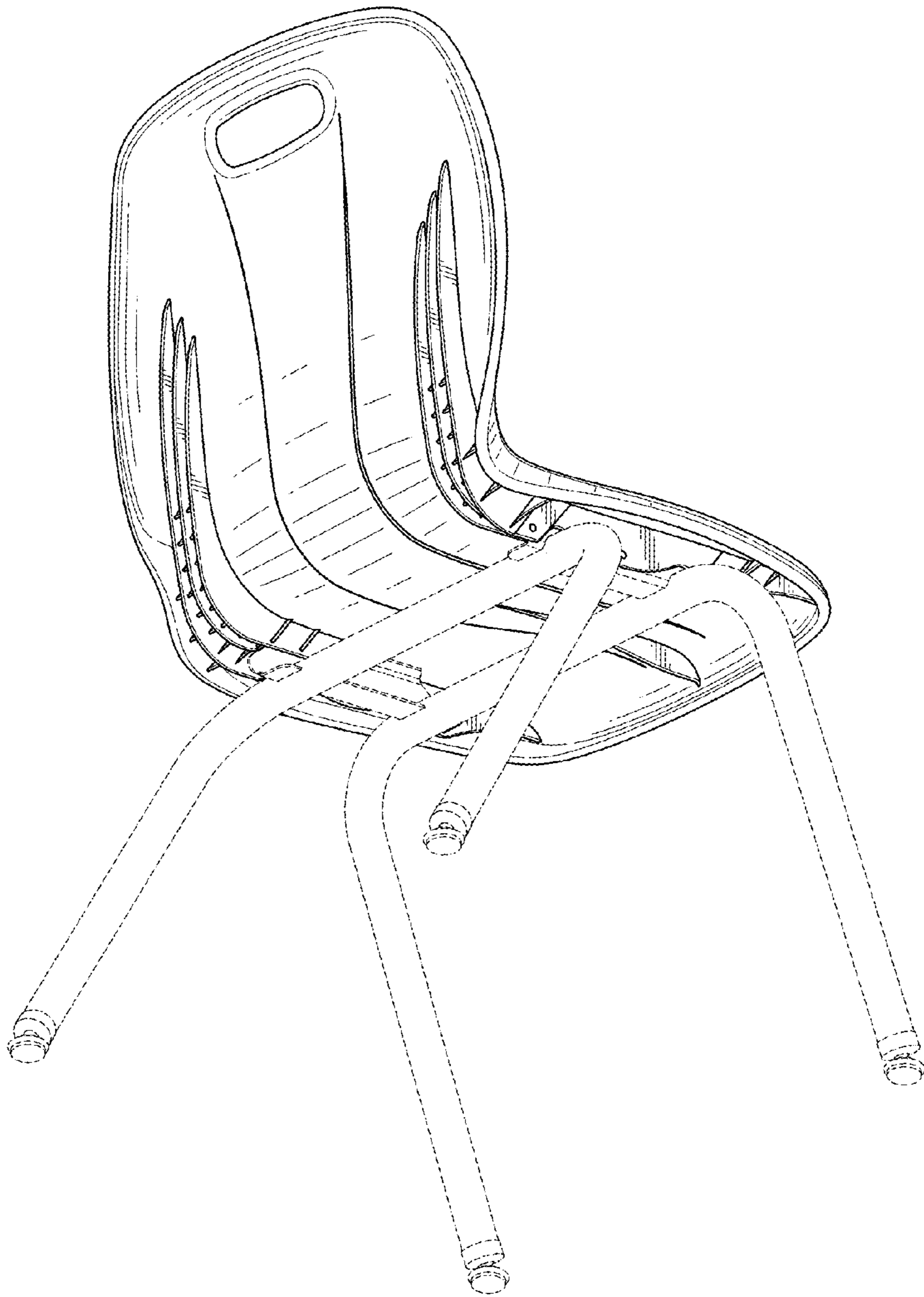


Fig. 7