



US00D742144S

(12) **United States Design Patent**
Thrush

(10) **Patent No.:** **US D742,144 S**
(45) **Date of Patent:** **** Nov. 3, 2015**

(54) **SLATWALL FRAME**

FOREIGN PATENT DOCUMENTS

(71) Applicant: **Bruce A. Thrush**, San Juan Capistrano, CA (US)

AU 2008200650 2/2008
CA 2702184 A1 4/2009

(Continued)

(72) Inventor: **Bruce A. Thrush**, San Juan Capistrano, CA (US)

OTHER PUBLICATIONS

(73) Assignee: **Parallax Group International, LLC**, San Juan Capistrano, CA (US)

<http://www.garageappeal.com/gladiatorgeartrack4channels2-pack.aspx>. Mar. 7, 2013.

(**) Term: **14 Years**

Primary Examiner — Doris Clark

(21) Appl. No.: **29/471,591**

(74) *Attorney, Agent, or Firm* — Fish & Tsang LLP

(22) Filed: **Nov. 1, 2013**

(57) **CLAIM**

I claim the ornamental design for a slatwall frame, as shown and described.

DESCRIPTION

Related U.S. Application Data

(60) Division of application No. 29/465,078, filed on Aug. 23, 2013, now Pat. No. Des. 704,484, which is a continuation of application No. 13/953,676, filed on Jul. 29, 2013, now Pat. No. 8,746,472, which is a division of application No. 13/683,835, filed on Nov. 21, 2012, now Pat. No. 8,800,212.

(51) **LOC (10) Cl.** **06-04**

(52) **U.S. Cl.**
USPC **D6/683.1**

(58) **Field of Classification Search**
USPC D6/672, 684, 680, 683.1, 703.5, 513, D6/567, 514; 211/94.02, 162, 87.01, 211/86.01; 248/316.8, 317
See application file for complete search history.

(56) **References Cited**

U.S. PATENT DOCUMENTS

2,898,640 A 8/1959 Dail
3,045,961 A 7/1962 Cygan

(Continued)

FIG. 1 is a top, front, left side, perspective view of a slatwall frame with bottom rail, top rail, and side rails.

FIG. 2 is a right side elevation view of the slatwall frame, bottom rail, top rail, and side rails of 1, the left side being a mirror image of the slatwall frame of FIG. 2.

FIG. 3 is a front elevation view of the slatwall frame, bottom rail, top rail, and side rails of FIG. 1.

FIG. 4 is a rear elevation view of the slatwall frame, bottom rail, top rail, and side rails of FIG. 1.

FIG. 5 is a top plan view of the slatwall frame, bottom rail, top rail, and side rails of FIG. 1, the bottom plan view being a mirror image of the slatwall frame of FIG. 5.

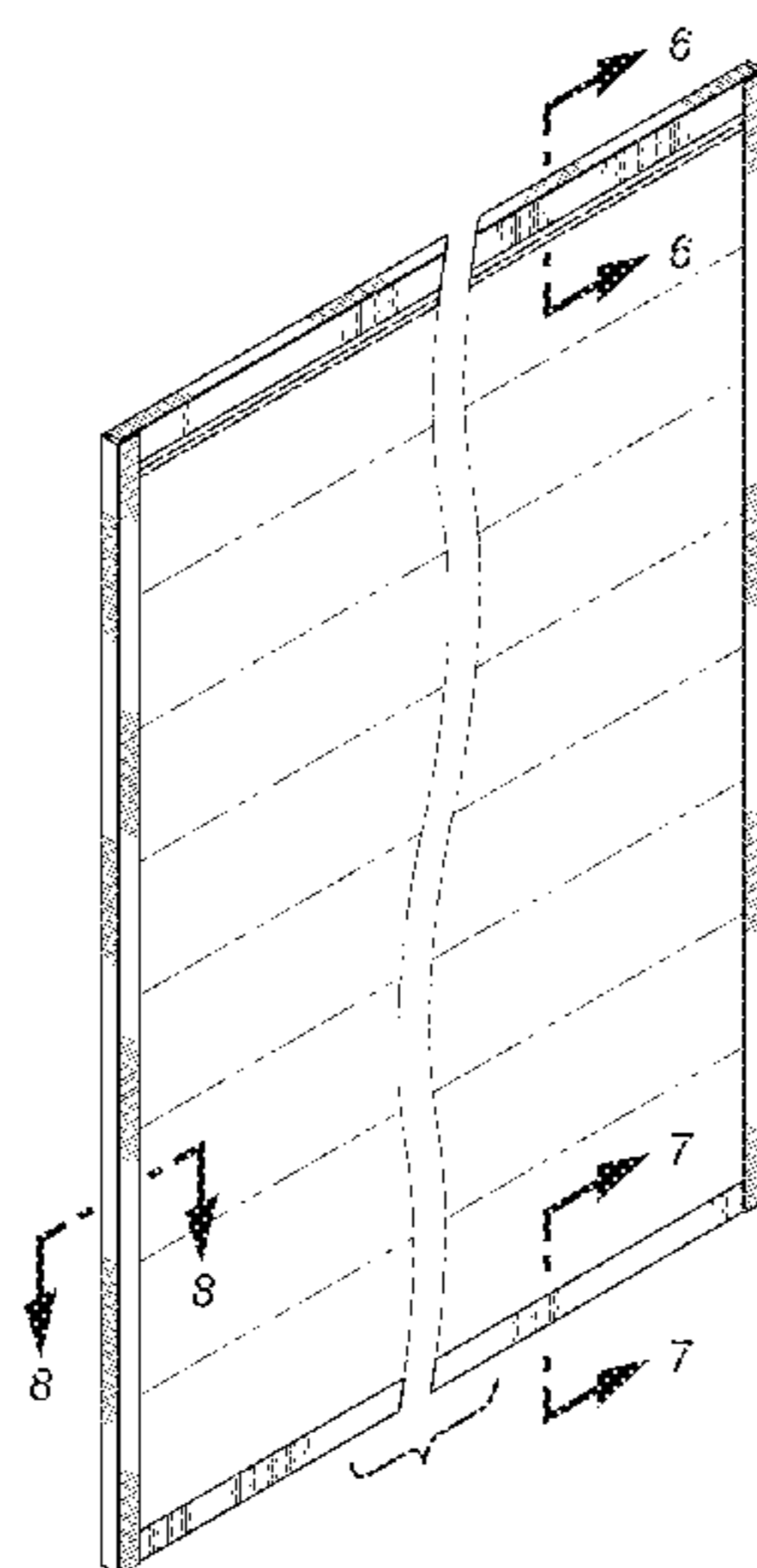
FIG. 6 is a cross section detail view of the top rail of FIG. 1 taken along line 6-6 of FIG. 1, shown at an enlarged scale.

FIG. 7 is a cross section detail view of the bottom rail of FIG. 1 taken along line 7-7 of FIG. 1, shown at an enlarged scale; and,

FIG. 8 is a cross section detail view of one of the side rails of FIG. 1 taken along line 8-8 of FIG. 1, shown at an enlarged scale.

The dominant features of my design reside in a top rail, a bottom rail, and side rails to be used in combination with a slatwall frame.

1 Claim, 3 Drawing Sheets



(56)

References Cited

U.S. PATENT DOCUMENTS

3,139,205 A 6/1964 Haubrich
 3,409,260 A 11/1968 Bleed
 3,486,634 A 12/1969 Frater
 3,698,565 A 10/1972 Weber
 3,804,067 A 4/1974 Lehe
 RE28,834 E 6/1976 Johnson
 4,015,713 A 4/1977 Clipson
 4,308,961 A 1/1982 Kunce
 4,508,231 A * 4/1985 Honickman 211/199
 4,512,481 A 4/1985 Thalenfeld
 4,603,068 A 7/1986 Hunter
 4,618,192 A 10/1986 Kelley
 4,694,965 A 9/1987 Parnell
 4,805,784 A 2/1989 Solheim
 4,809,479 A 3/1989 Tierno
 4,817,900 A 4/1989 Whittington
 D301,424 S 6/1989 Beirise
 D310,103 S 8/1990 Beirise
 5,170,605 A 12/1992 Huddle
 5,224,610 A 7/1993 Veazey
 5,228,579 A 7/1993 Kaufman
 5,293,728 A 3/1994 Christopher
 5,379,976 A 1/1995 DeGirolamo
 5,409,120 A 4/1995 Miller
 D377,566 S * 1/1997 Norge, Jr. D6/678
 5,647,184 A 7/1997 Davis
 5,775,521 A 7/1998 Tisbo
 D399,010 S 9/1998 Current
 5,799,803 A 9/1998 Muller
 D414,567 S 9/1999 Burt
 6,006,486 A 12/1999 Moriau
 6,119,878 A 9/2000 Zen
 6,123,154 A 9/2000 MacDonald, III
 6,325,223 B1 12/2001 Hannen
 6,612,527 B1 9/2003 Nagel
 6,763,957 B1 7/2004 Mullerleile
 6,811,043 B2 11/2004 Perkins
 6,892,498 B1 5/2005 Roman
 6,964,085 B2 11/2005 Boda
 7,089,708 B1 8/2006 Bostock

7,104,023 B1 9/2006 Holztrager
 7,185,469 B2 3/2007 Schaffeld
 7,228,977 B2 6/2007 Perkins
 D551,781 S 9/2007 Abdullah
 7,527,156 B2 5/2009 Wisnoski
 7,686,172 B2 3/2010 Wisnoski
 7,694,925 B2 4/2010 Kokenge
 7,717,279 B2 5/2010 Lawson
 D617,583 S 6/2010 Daino
 7,900,781 B2 3/2011 Baine
 7,913,730 B2 3/2011 Schaffeld
 7,954,651 B2 6/2011 Kao
 8,033,404 B2 10/2011 Keller
 8,056,739 B2 11/2011 Hopkins
 8,113,476 B2 2/2012 Serio
 8,434,835 B2 5/2013 Hardy
 D704,484 S * 5/2014 Thrush D6/683.1
 8,763,312 B2 * 7/2014 Carter 52/36.5
 D726,447 S * 4/2015 Nutsch et al. D6/567
 2005/0029210 A1 2/2005 Perkins
 2006/0091094 A1 5/2006 Schuberth
 2007/0181517 A1 8/2007 Perkins
 2007/0221594 A1 9/2007 Pierro
 2008/0010938 A1 1/2008 Hannig
 2008/0105636 A1 5/2008 Lawson
 2008/0302744 A1 12/2008 Rosenberg
 2009/0134290 A1 5/2009 Begic
 2009/0145867 A1 6/2009 Apgood
 2010/0122505 A1 5/2010 Jakiel
 2010/0213346 A1 8/2010 Chen
 2010/0269443 A1 10/2010 Shen
 2010/0308702 A1 * 12/2010 Apgood, et al. 312/245
 2011/0042333 A1 2/2011 Magnusson
 2011/0226715 A1 9/2011 Schwartzkopf
 2011/0303798 A1 12/2011 Bader

FOREIGN PATENT DOCUMENTS

CN 201515932 6/2010
 WO 2009048689 A1 4/2009
 WO 2011032772 A1 3/2011
 WO 2011146794 A2 11/2011

* cited by examiner

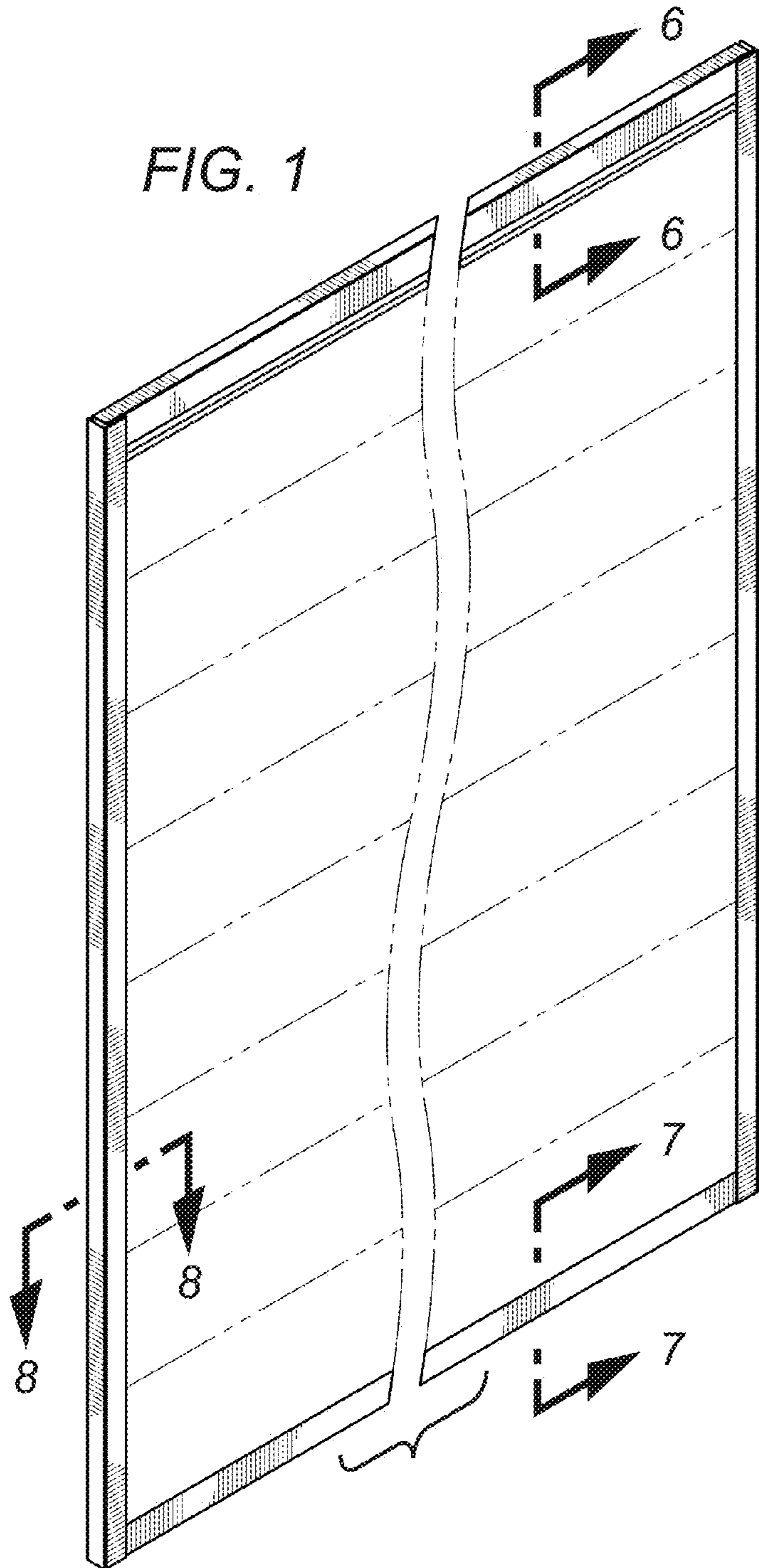


FIG. 2



FIG. 3

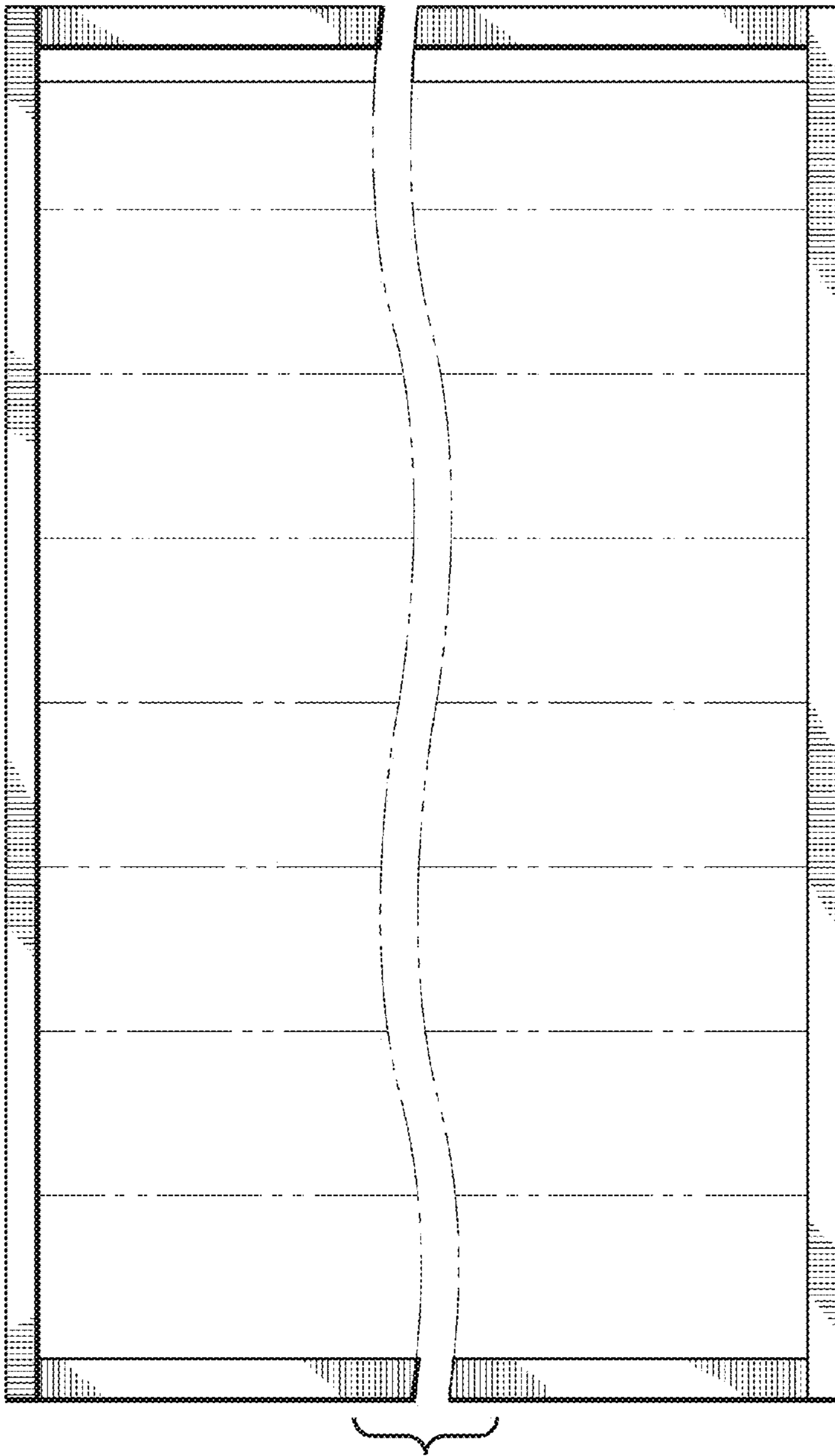


FIG. 5



FIG. 4

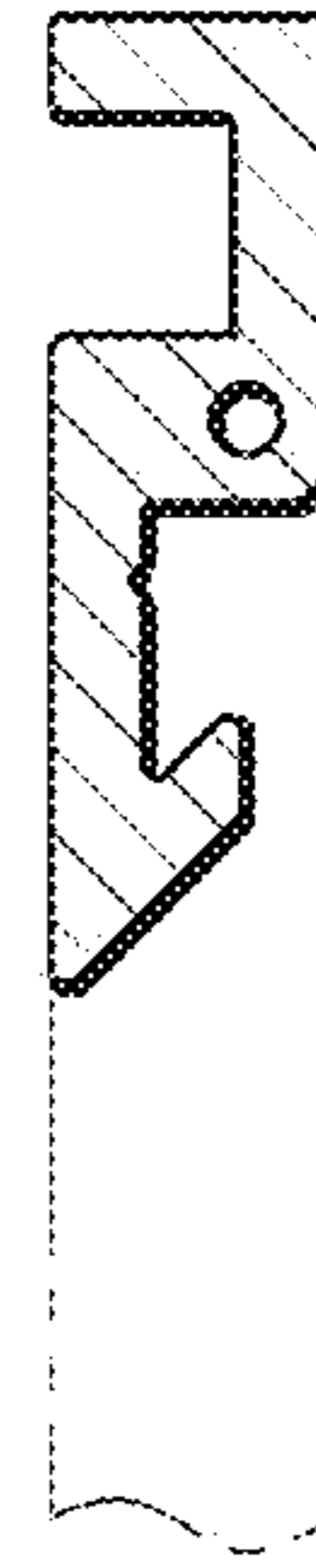
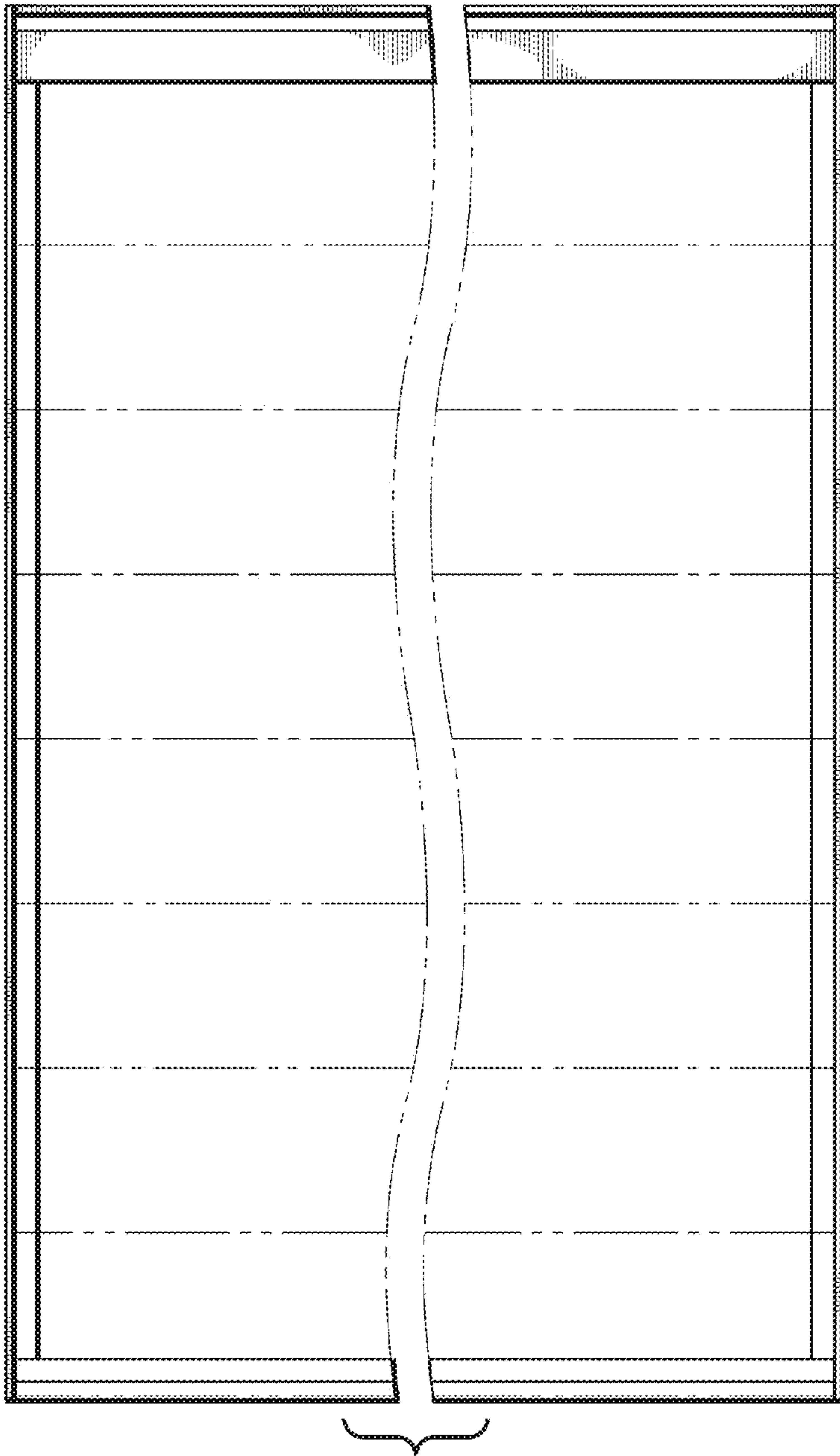


FIG. 6



FIG. 7




FIG. 8