



US00D742141S

(12) **United States Design Patent**
Fitzgerald et al.

(10) **Patent No.:** **US D742,141 S**
(45) **Date of Patent:** **** Nov. 3, 2015**

- (54) **SHELF**
- (71) Applicant: **Edsal Manufacturing Co., Inc.**,
Chicago, IL (US)
- (72) Inventors: **Scott Fitzgerald**, Lowell, IN (US);
David J. Wojtowicz, Orland Park, IL
(US); **Thomas St. Germain**,
Bridgeview, IL (US); **Mitch Liss**,
Northbrook, IL (US); **Al Dunaj**,
Chicago, IL (US)
- (73) Assignee: **Edsal Manufacturing Company, Inc.**,
Chicago, IL (US)

3,039,621 A *	6/1962	Pilcher	108/107
D230,797 S	3/1974	Slaboden	
4,513,669 A *	4/1985	Steinke	108/107
4,732,284 A	3/1988	Remmers	
D303,596 S	9/1989	Goetz	
D364,292 S *	11/1995	Good	D6/675.1
5,463,966 A *	11/1995	Nilsson	108/110
D366,170 S	1/1996	Temple	
5,628,256 A *	5/1997	Lazarus	108/110
6,036,288 A	3/2000	Shih	
D423,840 S	5/2000	Carville et al.	
D428,742 S	8/2000	Roberts	
D444,656 S	7/2001	West	
D456,641 S	5/2002	Carrabba	
D476,510 S	7/2003	Henry et al.	
6,925,943 B2 *	8/2005	Salmanson et al.	108/55.1

(Continued)

- (**) Term: **14 Years**
- (21) Appl. No.: **29/461,096**
- (22) Filed: **Jul. 18, 2013**

Primary Examiner — Kelley Donnelly

(74) *Attorney, Agent, or Firm* — Wood, Herron & Evans, LLP

Related U.S. Application Data

- (62) Division of application No. 29/365,084, filed on Jul. 2, 2010, now Pat. No. Des. 686,430.
- (51) **LOC (10) Cl.** **06-06**
- (52) **U.S. Cl.**
USPC **D6/675.1**
- (58) **Field of Classification Search**
USPC D6/396-397, 449, 465, 468, 475,
D6/510-511, 574, 705, 705.6, 707.19;
211/34, 49.1, 85.26, 134; D3/304, 315,
D3/317; 108/91-93, 147.11, 158.11
CPC A47F 1/00; A47B 45/00; A47B 57/00
See application file for complete search history.

(57) **CLAIM**

The ornamental design for a design for shelving, as shown and described.

DESCRIPTION

FIG. 1 is an isometric view of one embodiment of the invention and showing a shelf having a flat surface with no upstanding lips at the shelf edges, the dashed line provided for environment only;

FIG. 2 is another isometric view of the embodiment of the invention in FIG. 1;

FIG. 3 is an elevational front view of the embodiment of FIGS. 1 and 2;

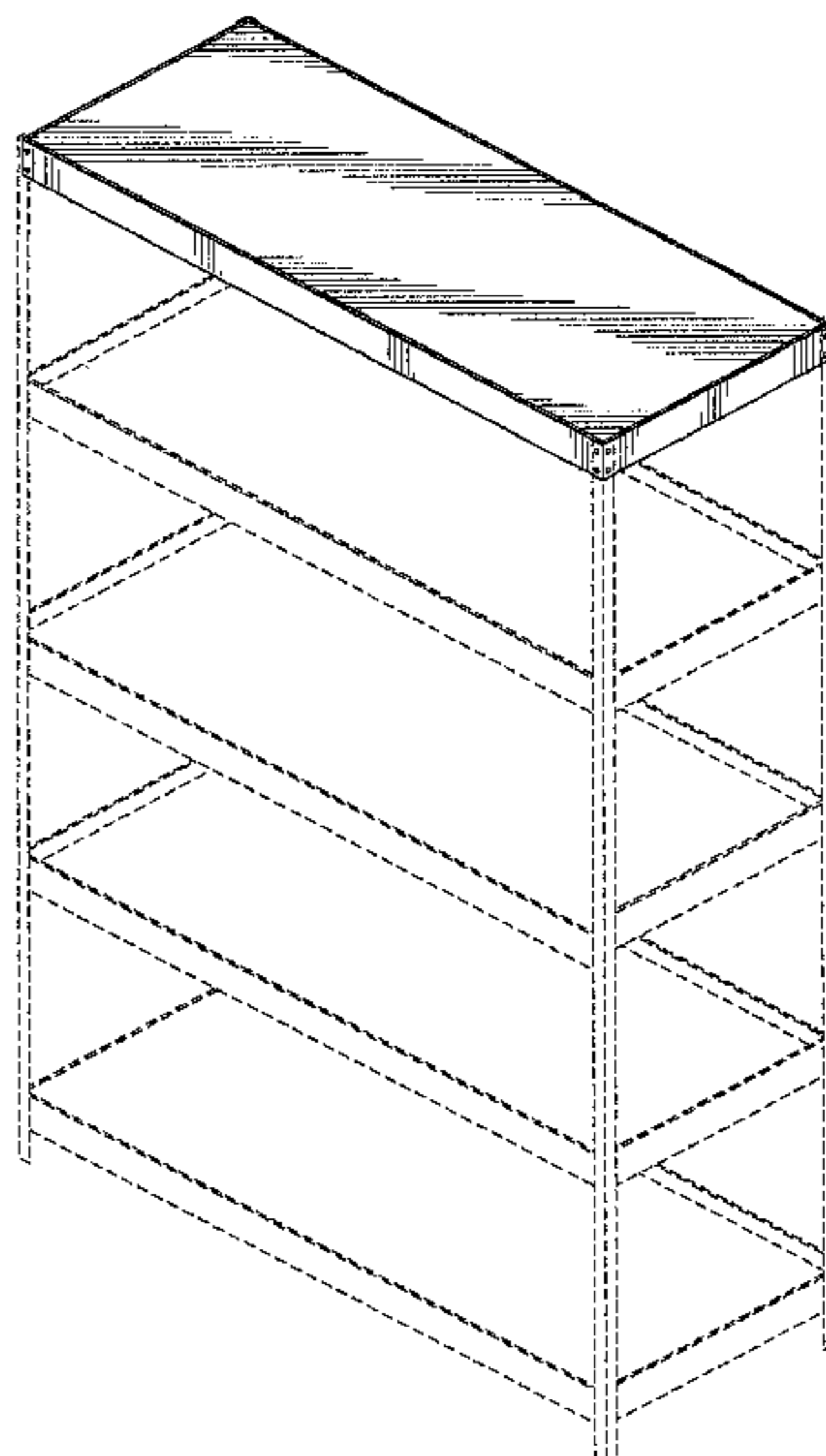
FIG. 4 is a top view of the embodiment of FIGS. 1 and 2; and, FIG. 5 is an elevational side view of the embodiment of FIGS. 1 and 2.

The jagged lines in FIGS. 2, 3 and 4 are not part of the claimed design but are included to illustrate indeterminate shelf length.

- (56) **References Cited**
U.S. PATENT DOCUMENTS

644,880 A * 3/1900 Vanderman 108/59
1,284,235 A 11/1918 Carlin

1 Claim, 3 Drawing Sheets



(56)

References Cited

U.S. PATENT DOCUMENTS

D510,220 S	10/2005	Sandy		D632,034 S	2/2011	Ha et al.	
D519,121 S	4/2006	Zamanian		7,886,673 B2	2/2011	Korte et al.	
D519,769 S	5/2006	Hoernig		D637,427 S	5/2011	Troyner et al.	
D528,327 S *	9/2006	O'Reilly D6/675.1	8,025,163 B2	9/2011	McAllister et al.	
D543,057 S *	5/2007	Grady et al. D6/675.1	D649,809 S	12/2011	Keshishyan	
D561,492 S *	2/2008	Mehmen D6/678.1	D655,948 S *	3/2012	Dardashti et al. D6/675.1
D566,556 S	4/2008	Baker et al.		D683,983 S *	6/2013	Troyner et al. D6/675.2
D569,139 S	5/2008	Browne et al.		D701,405 S *	3/2014	Pace et al. D6/675.2
D597,353 S	8/2009	Liss et al.		2004/0079714 A1 *	4/2004	Andrew et al. 211/49.1
D597,354 S	8/2009	Liss		2004/0221772 A1 *	11/2004	Narkis et al. 108/60
D603,626 S	11/2009	Weatherly		2004/0237853 A1 *	12/2004	Sholz 108/107
D603,634 S	11/2009	Rotolo		2005/0103734 A1 *	5/2005	Saltzberg et al. 211/187
				2008/0169256 A1	7/2008	Shetler	
				2012/0000871 A1	1/2012	Troyner et al.	
				2012/0000873 A1	1/2012	Fitzgerald et al.	

* cited by examiner

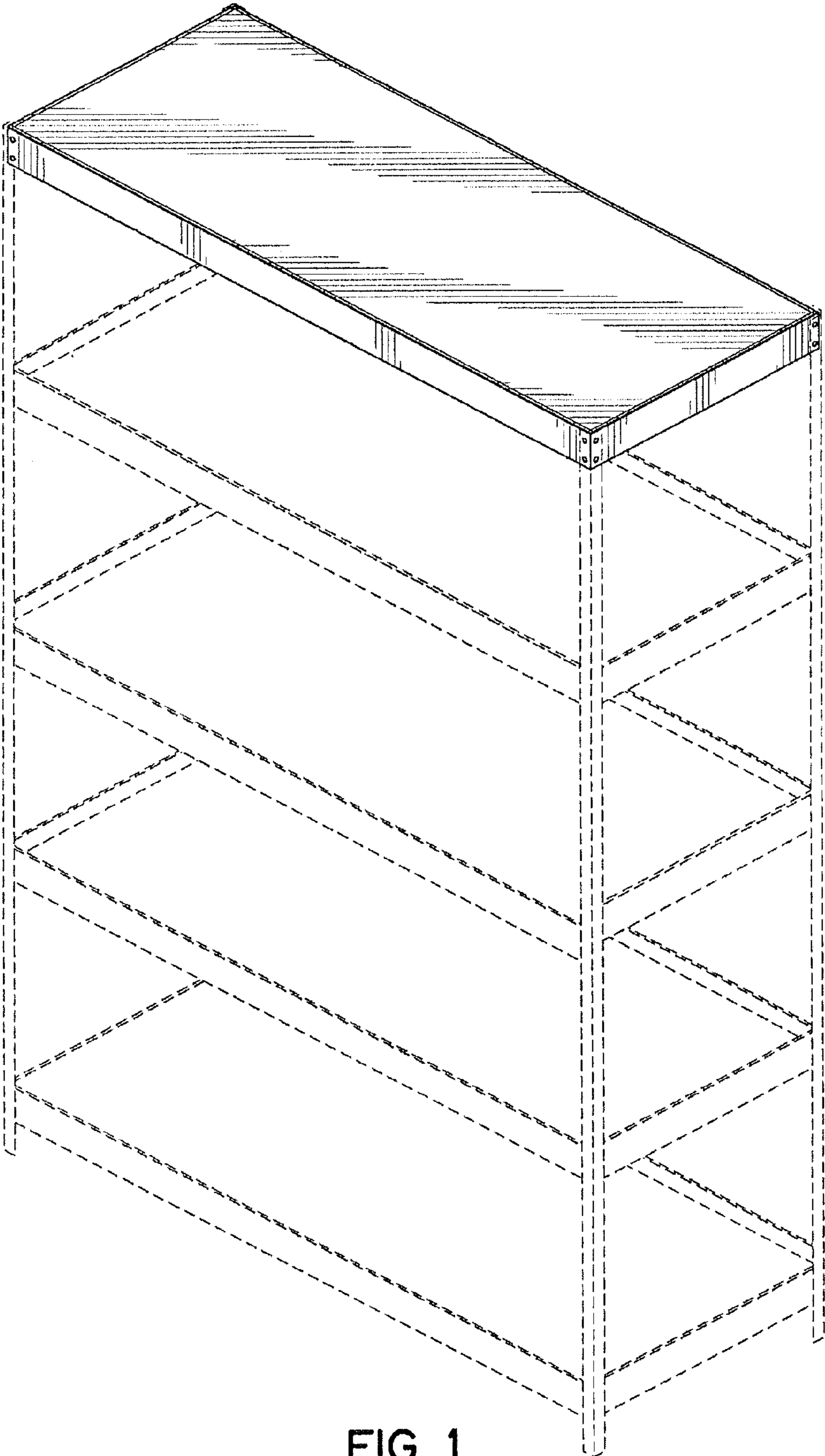


FIG. 1

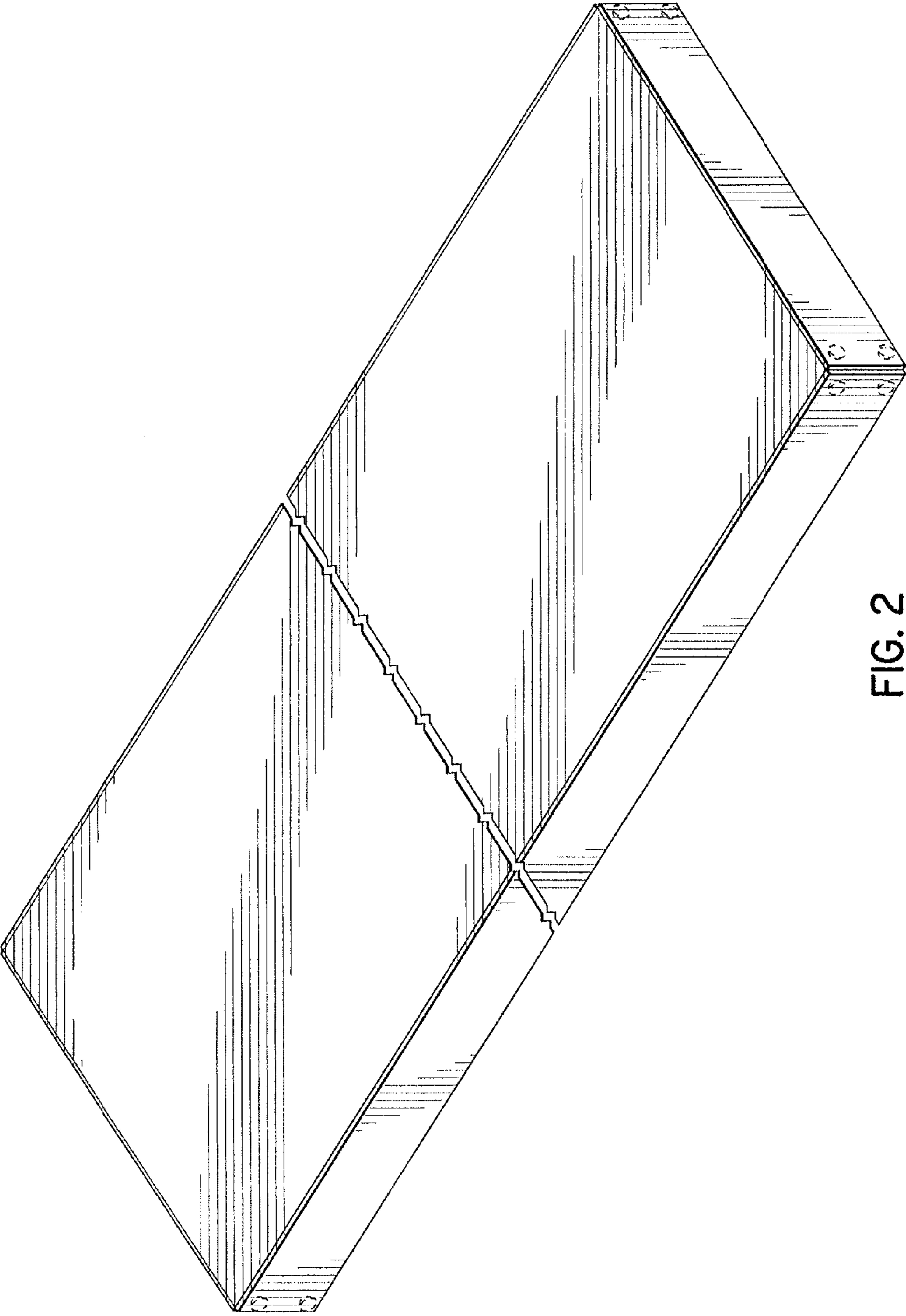


FIG. 2

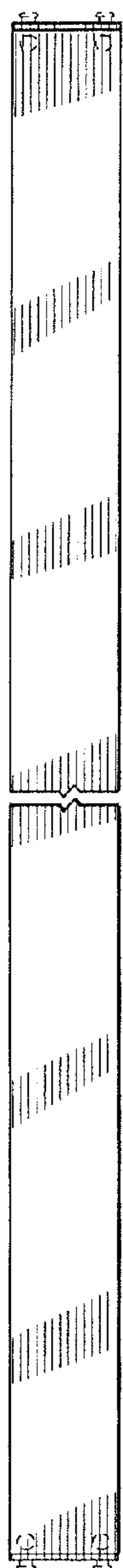


FIG. 3

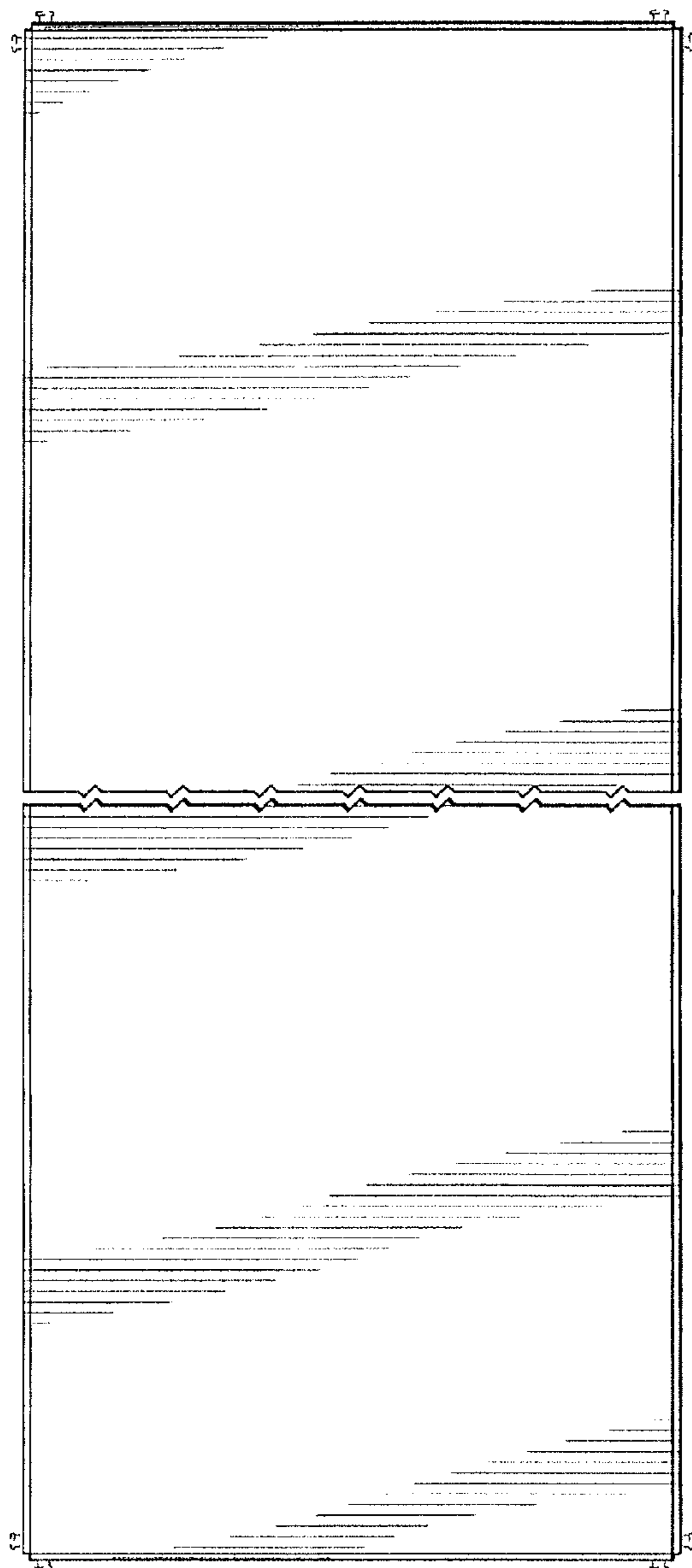


FIG. 4




FIG. 5