



US00D742100S

(12) **United States Design Patent**
Venkatrao et al.

(10) **Patent No.:** **US D742,100 S**
(45) **Date of Patent:** **** Nov. 3, 2015**

- (54) **PANT POCKET**
- (71) Applicants: **Anand Venkatrao**, Austin, TX (US);
Gitanjali Venkatrao, Austin, TX (US)
- (72) Inventors: **Anand Venkatrao**, Austin, TX (US);
Gitanjali Venkatrao, Austin, TX (US)
- (73) Assignee: **I/O Denim LLC**, Austin, TX (US)
- (**) Term: **14 Years**
- (21) Appl. No.: **29/448,070**
- (22) Filed: **Mar. 8, 2013**
- (51) **LOC (10) Cl.** **02-02**
- (52) **U.S. Cl.**
USPC **D2/857**
- (58) **Field of Classification Search**
USPC D2/857, 738, 742, 743, 744, 745, 746,
D2/747, 748, 712, 731, 851, 713, 714, 715,
D2/716; 2/247, 248, 244, DIG. 1
CPC A41D 1/00; A41D 1/06; A41D 1/14;
A41D 1/088; A41D 1/086; A41D 1/084;
A41D 1/082; A41D 27/20; A41D 27/204;
A41D 27/205; A41D 27/207; A41D 27/208;
A41D 27/28; A41D 17/02
See application file for complete search history.

7,908,675	B2 *	3/2011	Robinson	2/247
D639,027	S *	6/2011	Seguin et al.	D2/857
D655,481	S *	3/2012	Seguin et al.	D2/857
8,276,213	B2 *	10/2012	Maurer	2/97
8,707,469	B1 *	4/2014	Moghaddas	2/247
2015/0074871	A1 *	3/2015	Emich et al.	2/228

OTHER PUBLICATIONS

- [Online] <http://iodenim.com/i-o-pocket/>. Retrieved Apr. 1, 2015.*
- [Online] <http://www.treocentral.com/content/Stories/58-1.htm>. Retrieved Apr. 1, 2015. Posted online Jan. 11, 2002.*
- [Online] <http://www.pocketpcfaq.com/peripherals/mobiledockers.jpg>. Retrieved Apr. 1, 2015.*

* cited by examiner

Primary Examiner — Garth Rademaker
Assistant Examiner — Melanie Pellegrini
 (74) *Attorney, Agent, or Firm* — Jackson Walker L.L.P.

(57) **CLAIM**
 The ornamental design for a pant pocket, as shown and described.

DESCRIPTION


FIG. 1 is a front perspective view of a pant pocket showing our new design;
 FIG. 2 is a front elevation view thereof;
 FIG. 3 is a rear elevation view thereof;
 FIG. 4 is a right-side elevation view thereof;
 FIG. 5 is a front perspective section views taken along lines 5-5 shown in FIG. 1; and,
 FIG. 6 a front elevation section view taken along lines 6-6 shown in FIG. 4.
 The broken lines shown in the drawings illustrate environmental matter and form no part of the claimed design.

1 Claim, 5 Drawing Sheets

(56) **References Cited**

U.S. PATENT DOCUMENTS

1,103,298	A *	7/1914	Kratz	2/254
1,299,552	A *	4/1919	Carter	2/254
1,494,067	A *	5/1924	D Iorio	2/254
1,717,982	A *	6/1929	Krumpelbeck	2/247
1,802,490	A *	4/1931	Wood	2/247
3,101,482	A *	8/1963	Rahjes	2/247
6,698,029	B2 *	3/2004	Tadros	2/227
D610,329	S *	2/2010	Prechel	D2/742



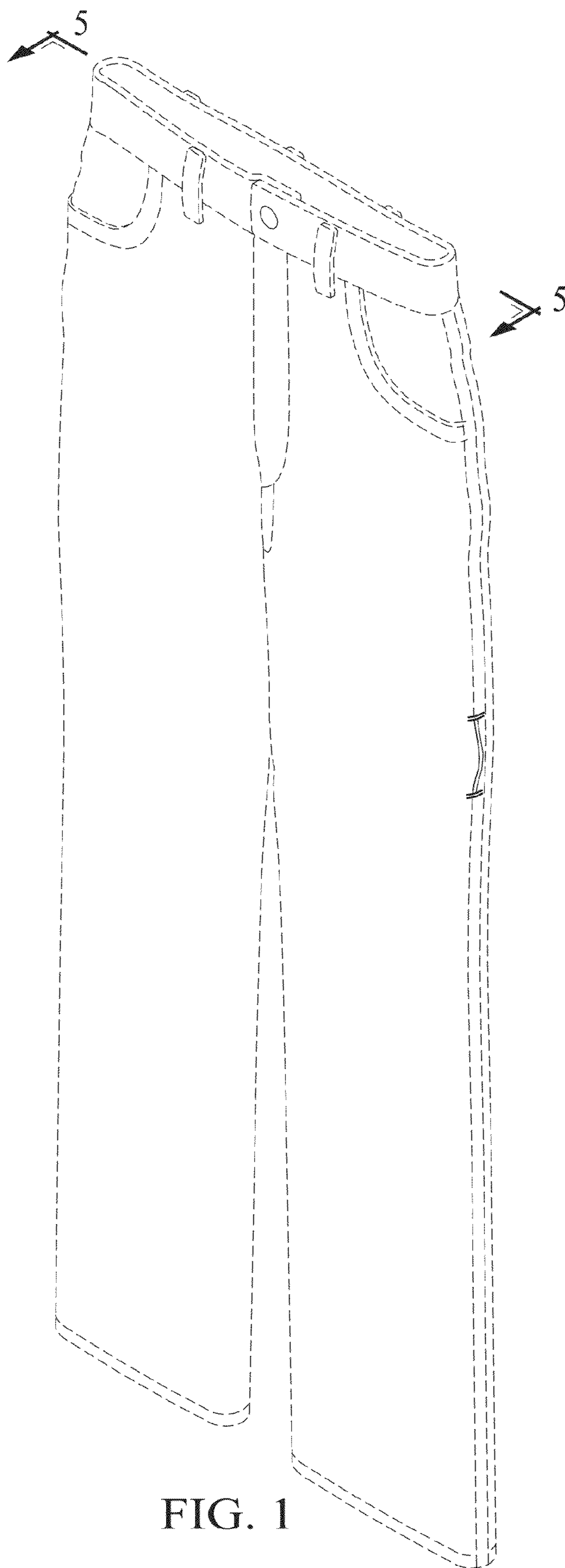


FIG. 1




FIG. 2




FIG. 3

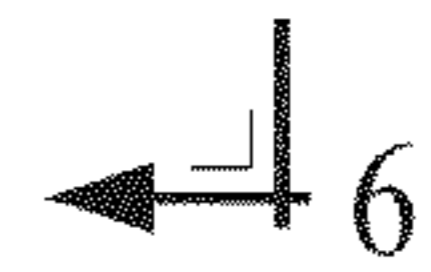
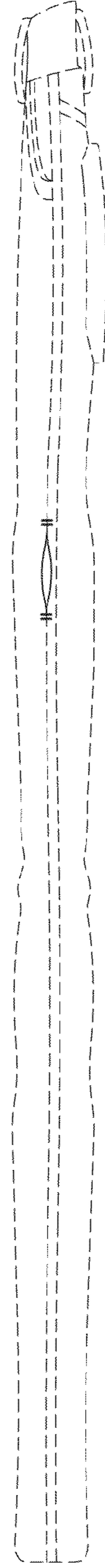
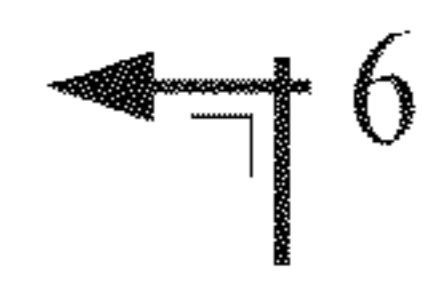


FIG. 4

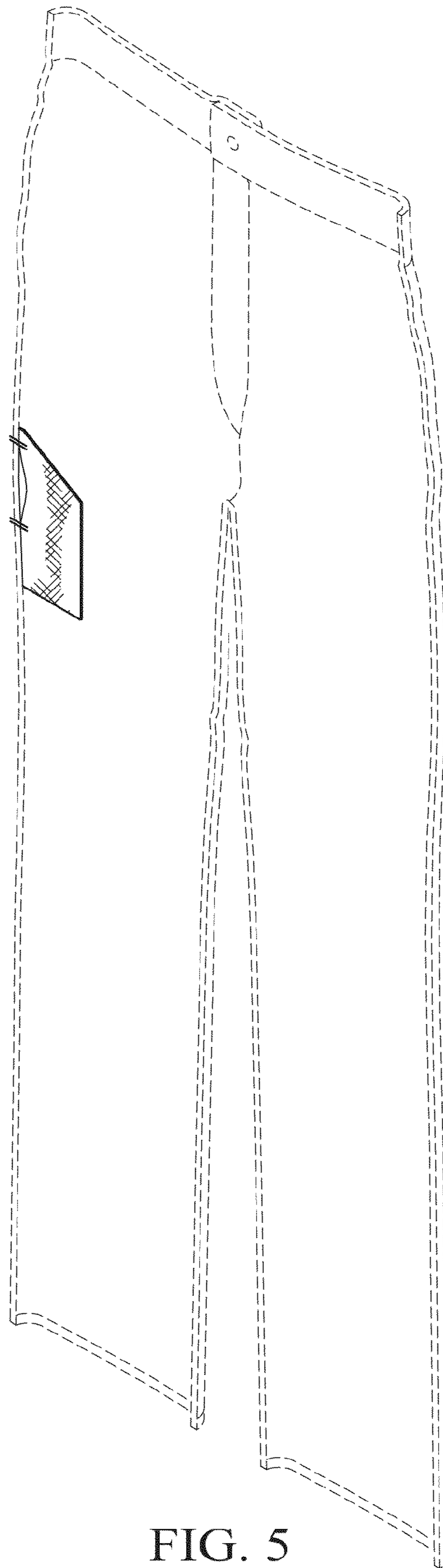


FIG. 5

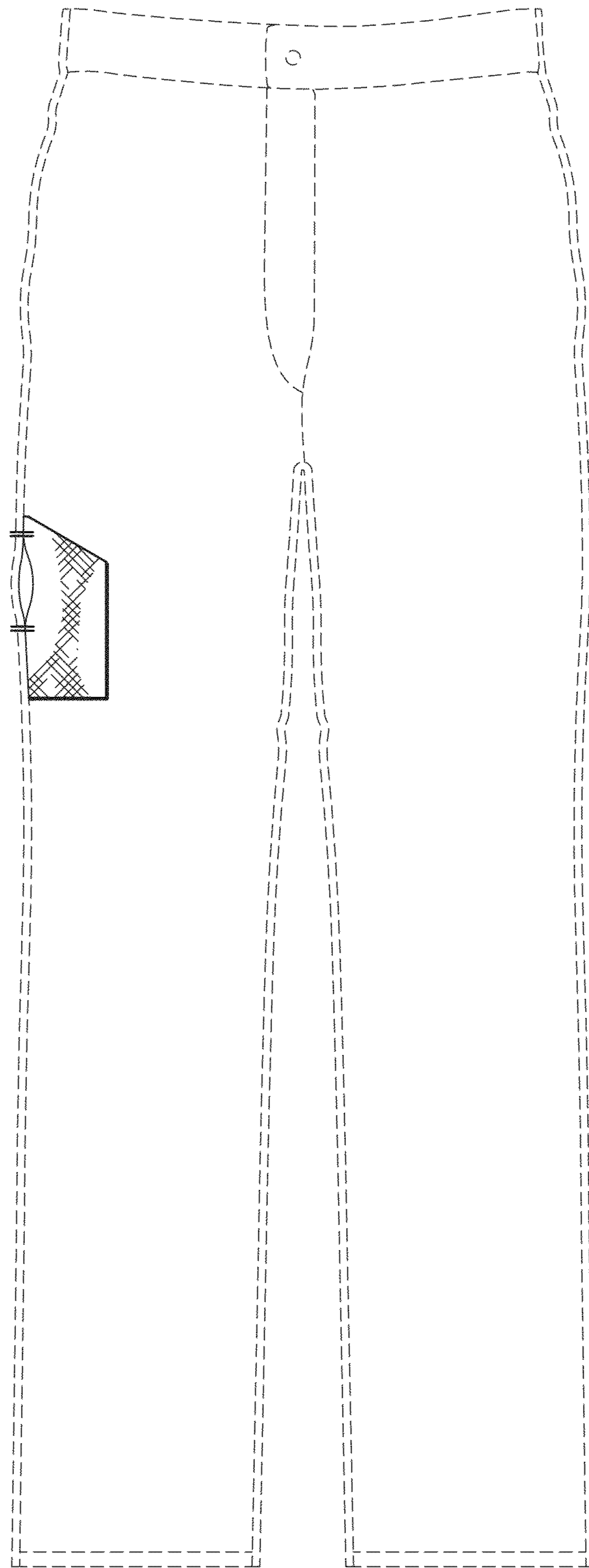


FIG. 6