

US00D742099S

(12) **United States Design Patent**
Wager

(10) **Patent No.:** **US D742,099 S**
(45) **Date of Patent:** **** Nov. 3, 2015**

(54) **JACKET**
(75) Inventor: **Robert Wager**, Hillsborough, NJ (US)
(73) Assignee: **WRG Premiums Group LLC**, Hillsborough, NJ (US)
(**) Term: **14 Years**
(21) Appl. No.: **29/398,560**
(22) Filed: **Aug. 2, 2011**
(51) **LOC (10) Cl.** **02-02**
(52) **U.S. Cl.**
USPC **D2/828**
(58) **Field of Classification Search**
USPC D2/828, 829, 831, 836, 839; 2/84, 85, 2/93, 96
CPC A41D 1/02; A41D 3/005; A41D 3/02; A41D 3/04
See application file for complete search history.

3,698,014 A	10/1972	Little et al.
D243,724 S	3/1977	Schaefer
4,079,466 A	3/1978	Rosenstein
4,149,272 A	4/1979	Maeshima
D254,636 S	4/1980	Yolis et al.
D261,070 S	10/1981	Pettibone
4,404,687 A	9/1983	Hager
4,476,587 A	10/1984	Itoi
4,495,659 A	1/1985	Madnick et al.
4,507,805 A	4/1985	Calutoiu
4,573,218 A	3/1986	Saggs
4,646,366 A	3/1987	Nishida et al.
D289,941 S	5/1987	Felder
4,860,388 A	8/1989	Dean
D306,511 S	3/1990	Jones
5,016,284 A	5/1991	Brown
5,119,510 A	6/1992	Schilling
5,127,106 A *	7/1992	Aldridge 2/81

(Continued)

FOREIGN PATENT DOCUMENTS

FR 2557435 A1 7/1985
Primary Examiner — Ian Simmons
Assistant Examiner — Carissa C Fitts
(74) *Attorney, Agent, or Firm* — Lerner, David, Littenberg, Krumholz & Mentlik, LLP

(56) **References Cited**

U.S. PATENT DOCUMENTS

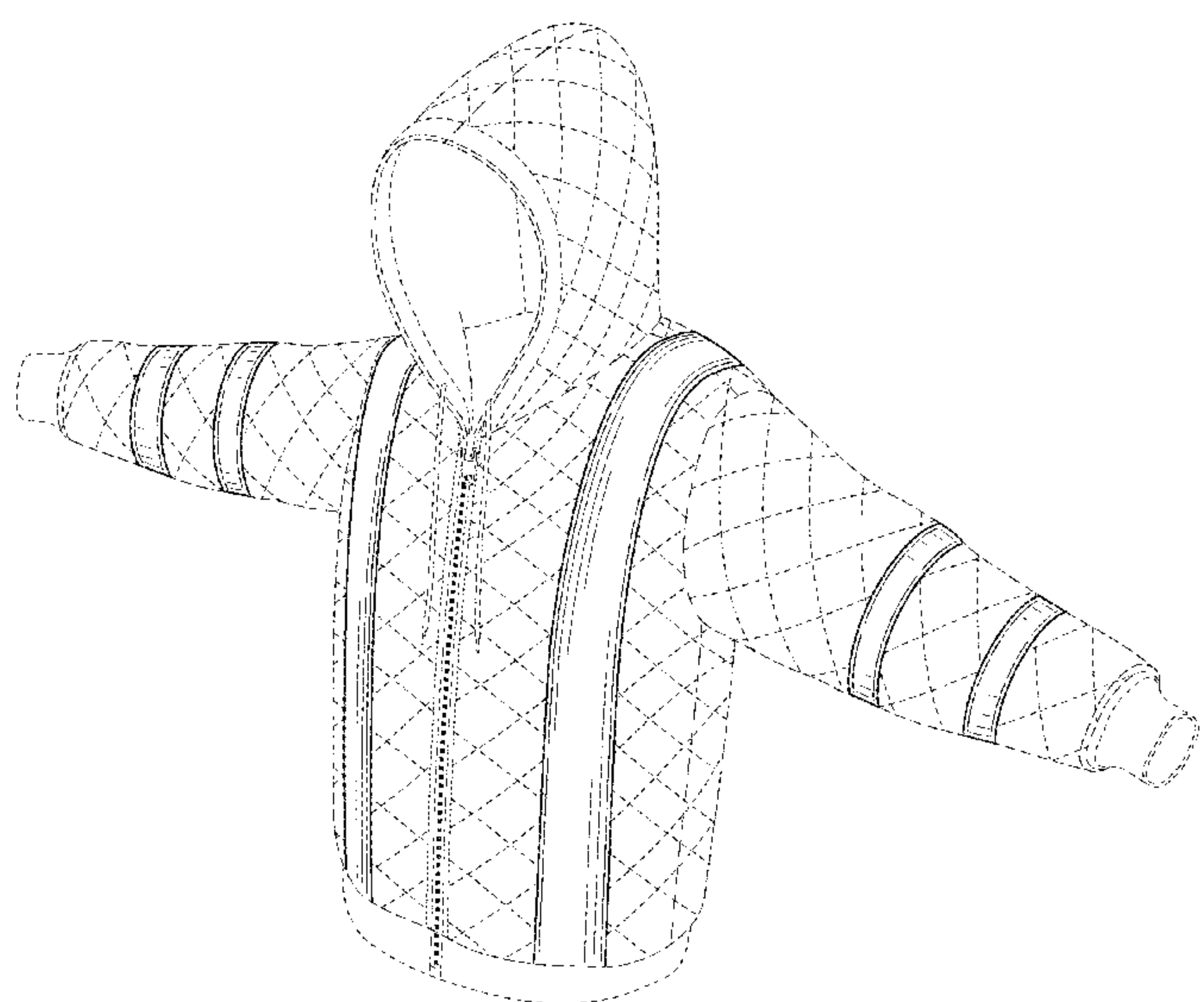
D54,283 S	12/1919	Sollen
1,592,562 A	7/1926	Graham
D118,109 S *	12/1939	Callahan D29/101.1
D119,122 S	2/1940	Bauer
D132,803 S	6/1942	Bauer
D138,336 S	7/1944	Bauer
D138,720 S	9/1944	Shatz
D139,535 S	11/1944	Bauer
2,462,361 A	2/1949	Cassens
D155,555 S	10/1949	Strassner
D156,195 S	11/1949	Block
2,711,539 A	6/1955	Loscher
2,715,266 A	8/1955	Haislip
D181,082 S	9/1957	Warmflash
2,919,443 A	1/1960	Kashiyama
3,077,604 A	2/1963	Colangelo
D194,967 S	4/1963	Bauer
3,147,490 A	9/1964	Allen et al.

(57) **CLAIM**
The ornamental design for a jacket, as shown and described.

DESCRIPTION

FIG. 1 is a perspective view of a jacket, in accordance with the present invention;
FIG. 2 is a front elevation view thereof;
FIG. 3 is a rear elevation view thereof;
FIG. 4 is a left side elevation view thereof;
FIG. 5 is a right side elevation view thereof; and,
FIG. 6 is a top plan view thereof.
The broken lines represent portions of the article not claimed and form no part of the claimed design.

1 Claim, 5 Drawing Sheets



(56)

References Cited

U.S. PATENT DOCUMENTS

5,189,737 A *	3/1993	Ribicic	2/93	D506,594 S	6/2005	Corris	
D339,221 S	9/1993	Olajide		D523,633 S	6/2006	Arnold	
5,297,295 A *	3/1994	Barbeau et al.	2/96	D527,868 S	9/2006	Wager	
5,625,899 A	5/1997	Snedeker		7,117,539 B1	10/2006	Baacke	
5,640,715 A	6/1997	Adams		7,171,695 B2	2/2007	Braun	
D385,088 S	10/1997	Handysides		D538,511 S	3/2007	Short Holloway	
5,701,606 A	12/1997	Aldridge		D551,429 S	9/2007	Wager	
D391,196 S	2/1998	Mellgren		D553,329 S	10/2007	Wager	
D401,035 S	11/1998	Robinson		D553,330 S	10/2007	Wager	
5,933,865 A *	8/1999	Aldridge	2/81	D568,581 S *	5/2008	Wager	D2/828
D414,013 S	9/1999	Group		D571,537 S	6/2008	Wager	
6,163,883 A	12/2000	Hong		D631,230 S *	1/2011	Ruffini	D2/828
D451,661 S	12/2001	Costello		D633,691 S *	3/2011	Tronvold	D2/831
6,405,377 B1	6/2002	Davis		D684,749 S *	6/2013	Reisler	D2/828
D476,793 S	7/2003	Leahy et al.		2002/0142112 A1	10/2002	Tarrell	
D478,708 S	8/2003	Miros et al.		2003/0188370 A1	10/2003	Hugh et al.	
D482,244 S	11/2003	Yamane		2003/0188371 A1	10/2003	Duhammel et al.	
D485,864 S	1/2004	Sarian		2003/0192102 A1	10/2003	Marmaropoulos et al.	
6,839,911 B1	1/2005	Mathews		2006/0143809 A1	7/2006	Dunn	
				2006/0150298 A1	7/2006	Jones	
				2007/0002557 A1 *	1/2007	Golle et al.	362/108
				2008/0209611 A1 *	9/2008	Tyrrell	2/79

* cited by examiner

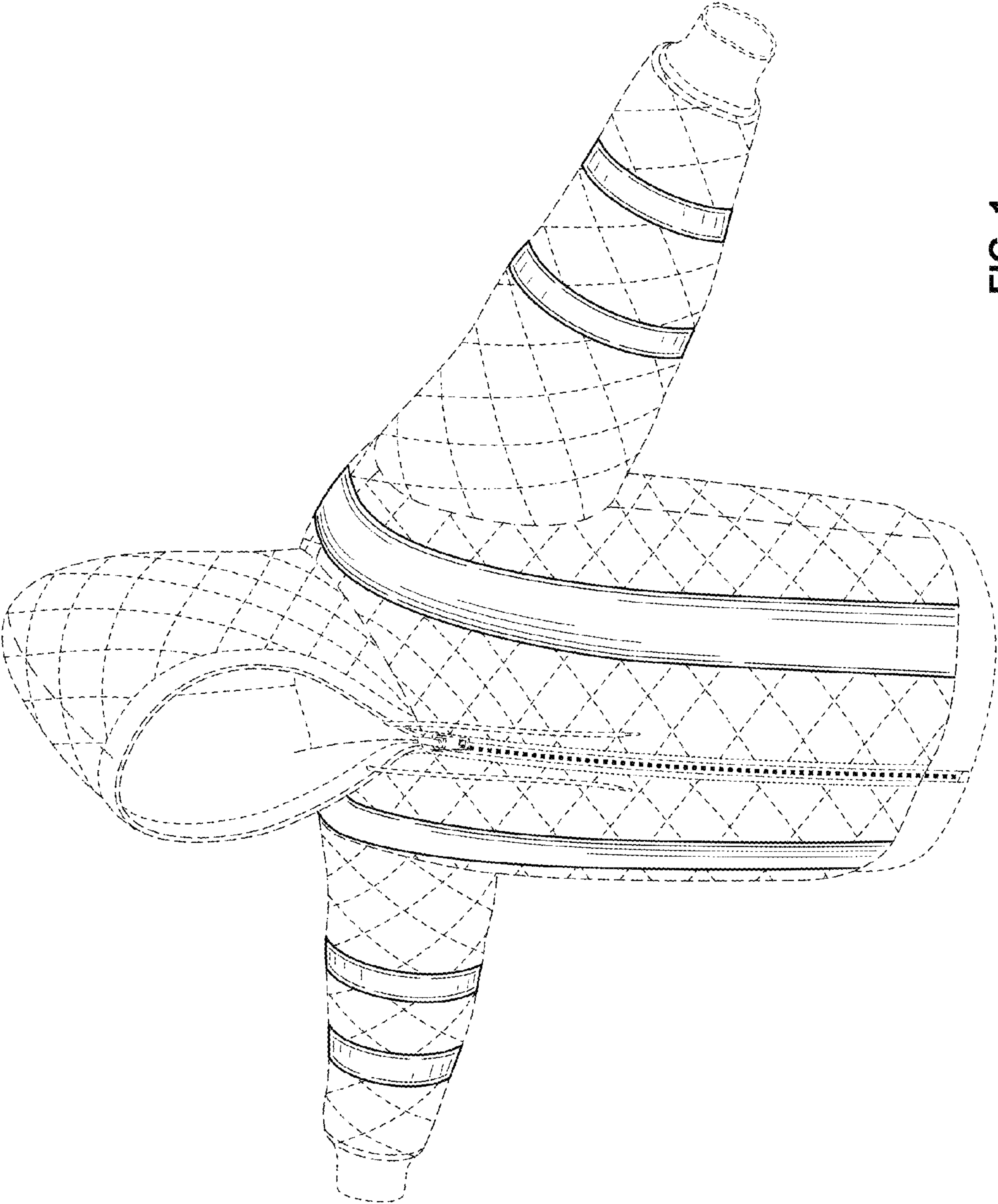


FIG. 1

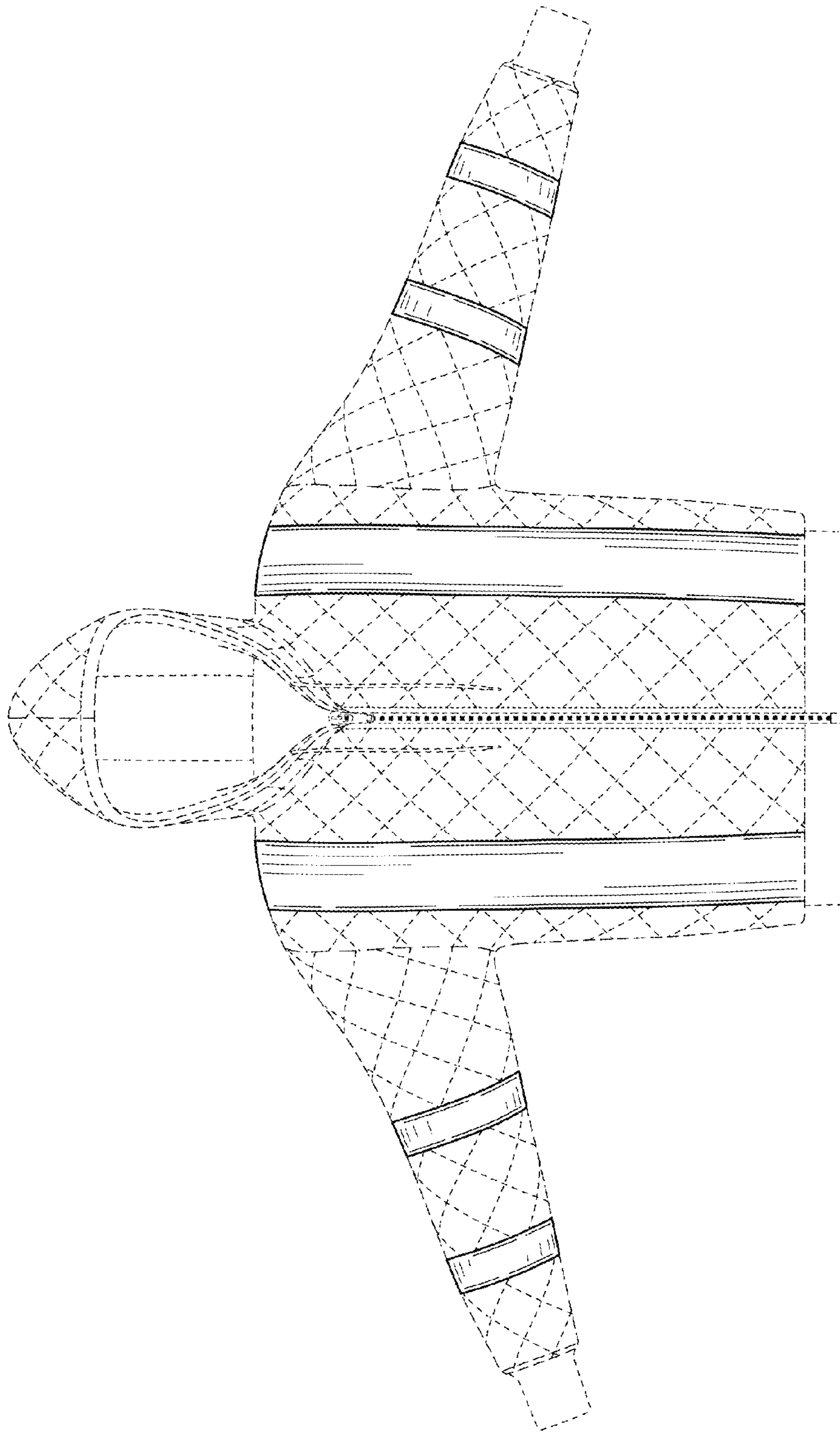


FIG. 2

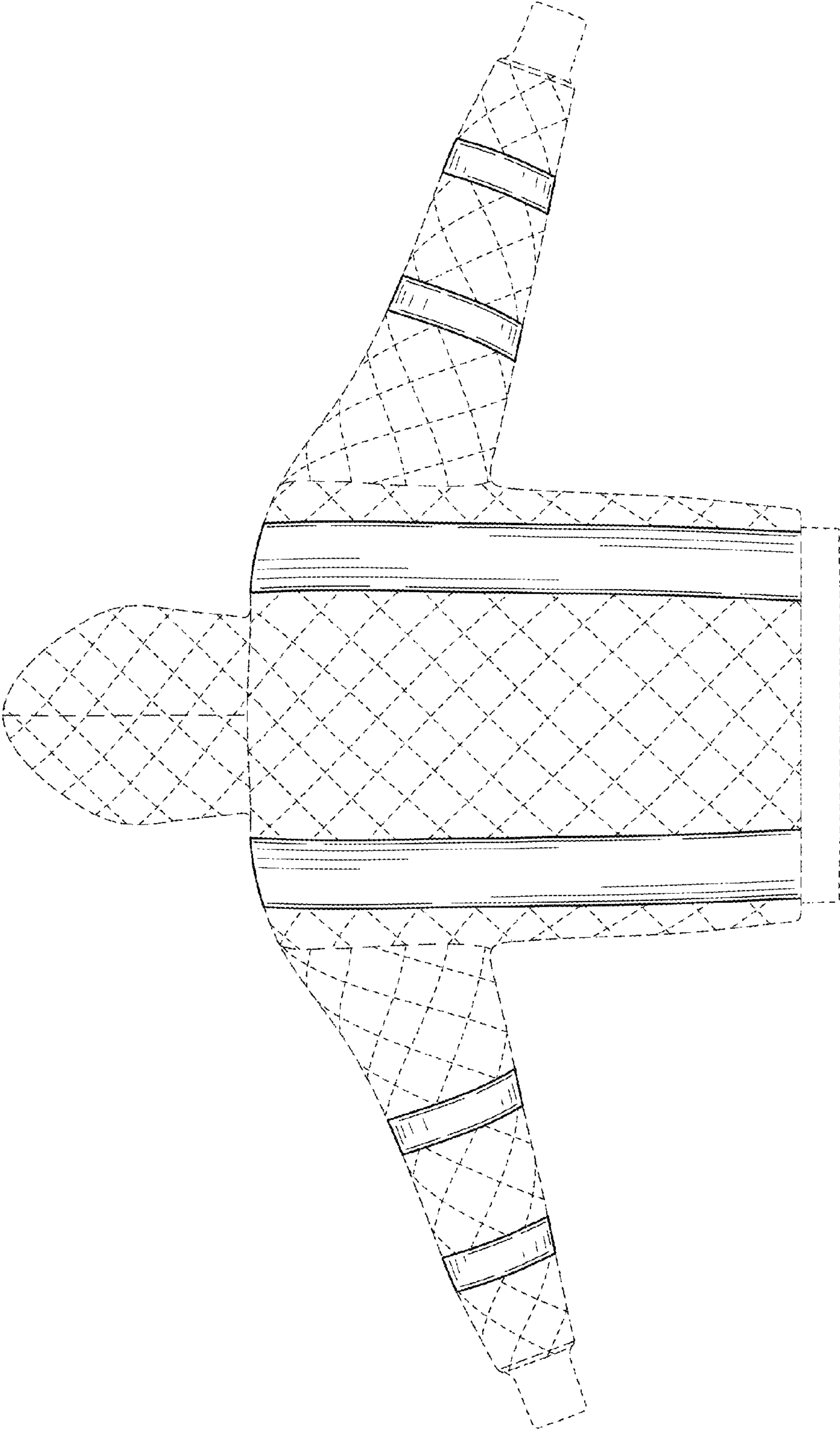


FIG. 3

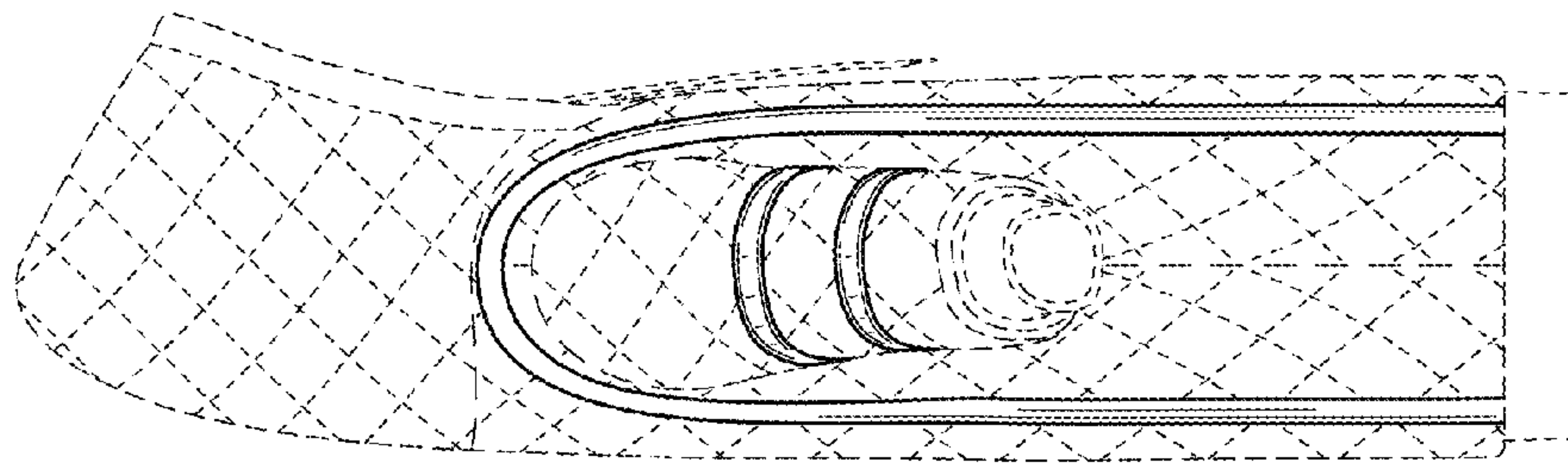


FIG. 5

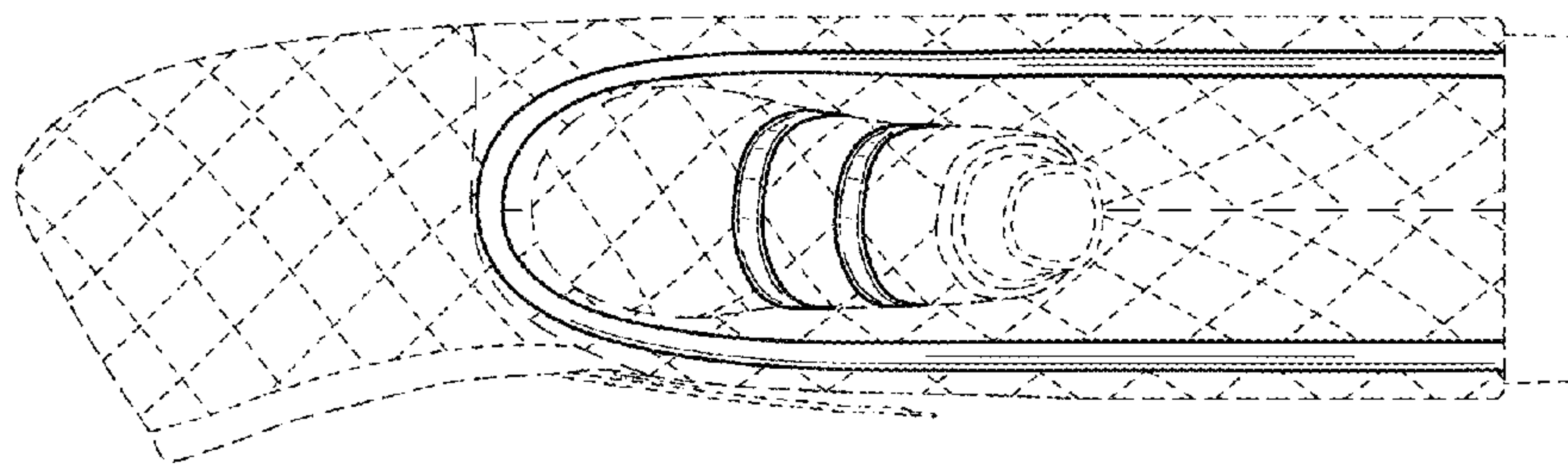


FIG. 4

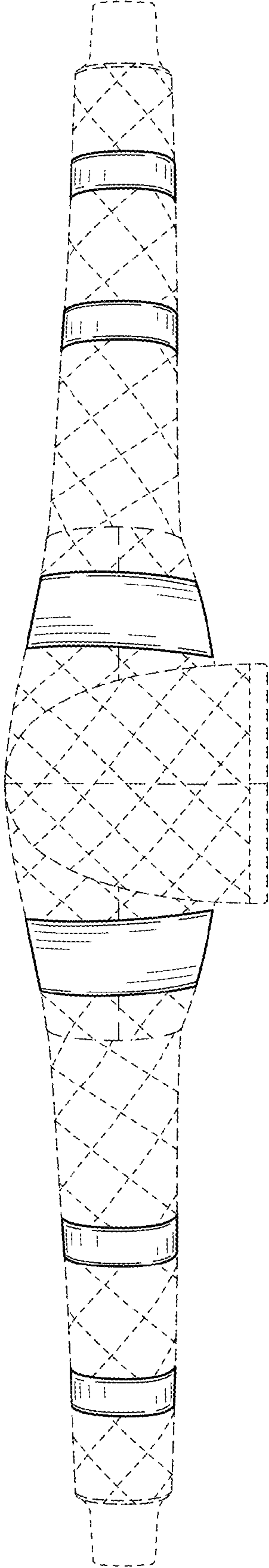


FIG. 6