



US00D742087S

(12) **United States Design Patent**
Erickson

(10) **Patent No.:** **US D742,087 S**

(45) **Date of Patent:** **** Oct. 27, 2015**

(54) **BAR MAT**

(71) Applicant: **Shane Erickson**, Spring Park, MN (US)

(72) Inventor: **Shane Erickson**, Spring Park, MN (US)

(**) Term: **14 Years**

(21) Appl. No.: **29/503,057**

(22) Filed: **Sep. 23, 2014**

(51) **LOC (10) Cl.** **07-05**

(52) **U.S. Cl.**
USPC **D32/57**

(58) **Field of Classification Search**
USPC D32/55, 276, 3; D6/510, 525; D30/133;
211/41.5, 41.4, 41.3, 41.8; 361/679.4;
312/311, 333, 334.4; D7/354, 629
CPC B32B 3/10
See application file for complete search history.

(56) **References Cited**

U.S. PATENT DOCUMENTS

D185,118 S * 5/1959 Bliss D32/57
D201,615 S * 7/1965 Titherley D32/57
D245,308 S * 8/1977 Baker D32/57

D259,323 S * 5/1981 Galvins D32/57
D286,496 S * 11/1986 Daenen et al. D7/388
D286,497 S * 11/1986 Daenen et al. D7/388
D625,482 S * 10/2010 Yang et al. D32/57
D703,409 S * 4/2014 Robbins et al. D32/57
D707,005 S * 6/2014 Levy et al. D32/57

* cited by examiner

Primary Examiner — Austin Murphy

(74) *Attorney, Agent, or Firm* — Dicke, Billig & Czaja, PLLC

(57) **CLAIM**

The ornamental design for a bar mat, as shown and described.

DESCRIPTION

FIG. 1 is a front perspective view of the bar mat of the present invention.

FIG. 2 is a top view thereof.

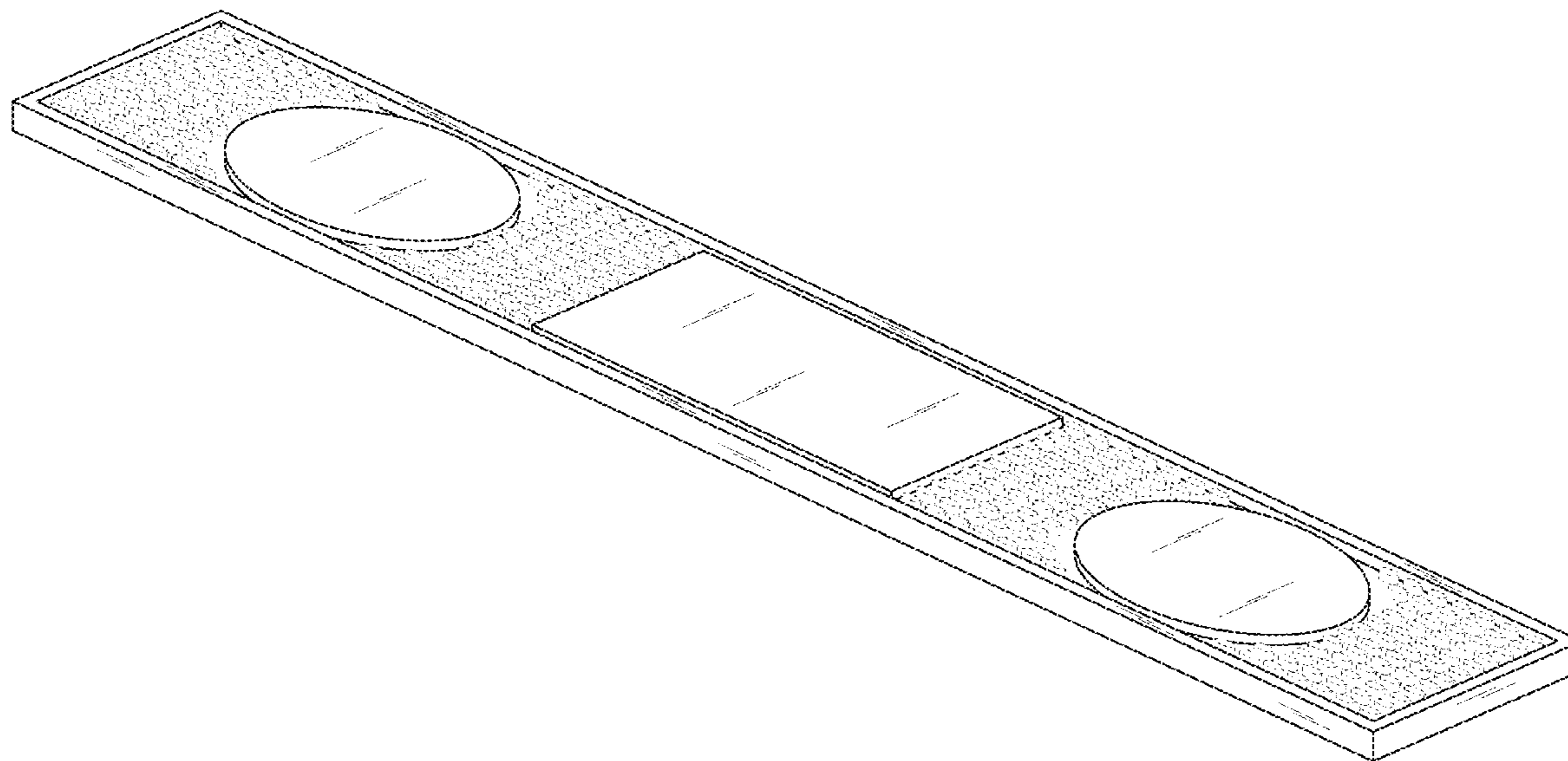
FIG. 3 is a bottom view thereof.

FIG. 4 is a front view thereof, the rear view thereof being a mirror image of the front view; and,

FIG. 5 is a first end view thereof, the second, opposite end view thereof being a mirror image of the first end view.

The features of the bar mat shown in broken lines form no part of the claimed design.

1 Claim, 4 Drawing Sheets



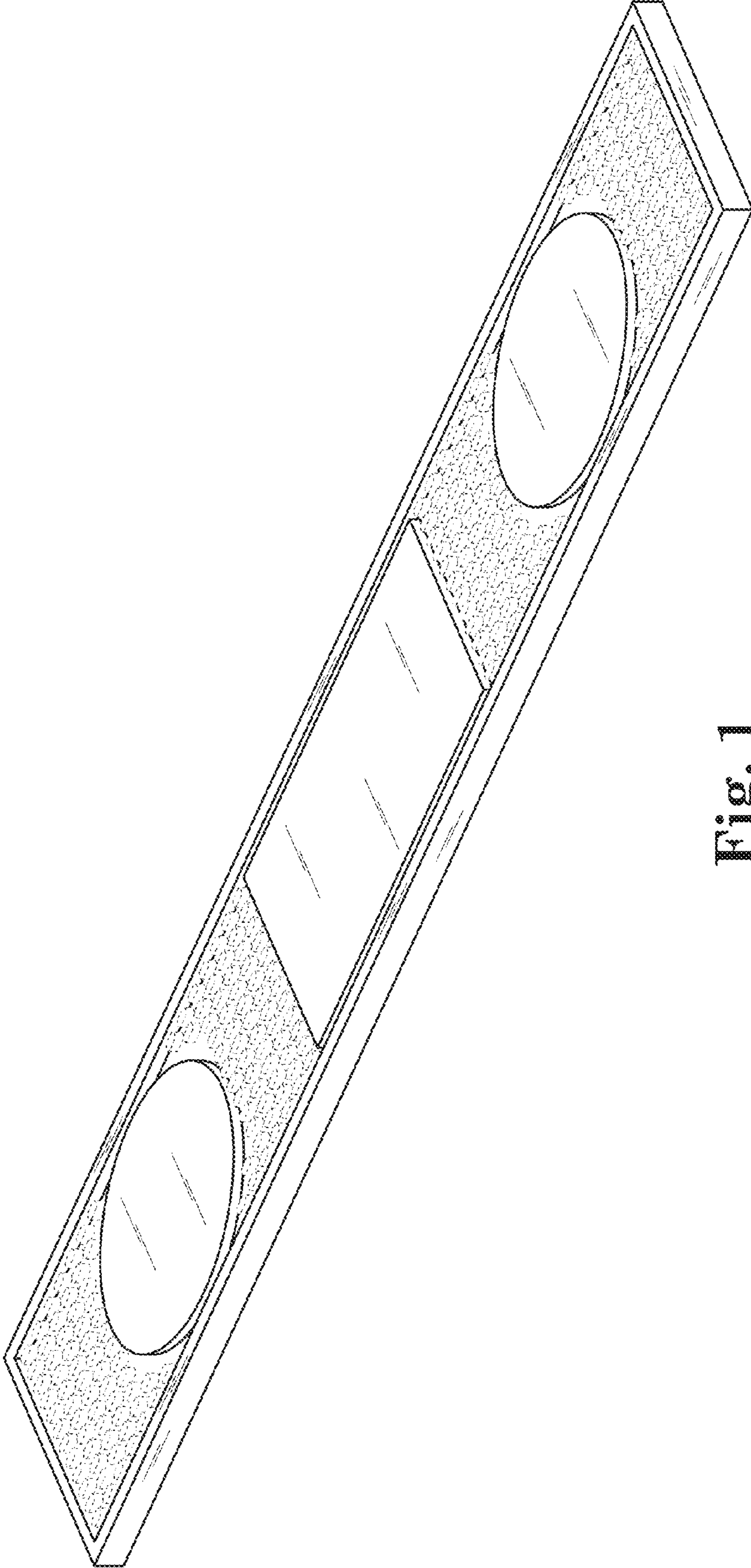


Fig. 1

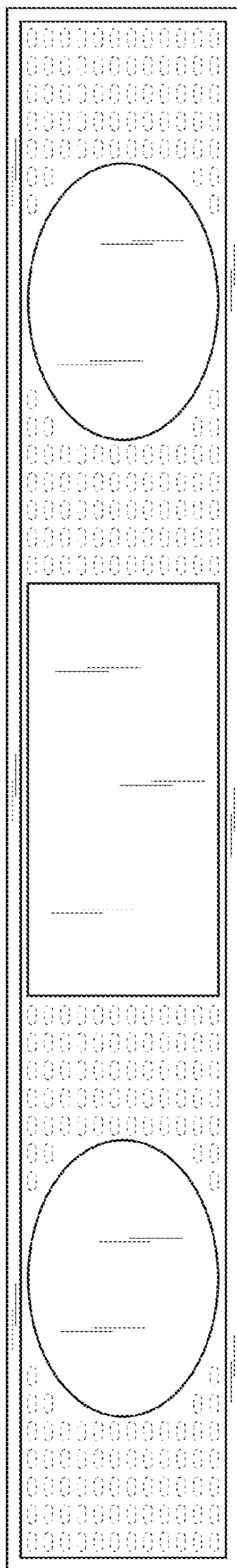


Fig. 2




Fig. 3

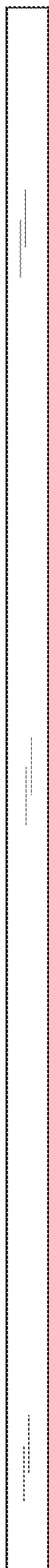


Fig. 4




Fig. 5