



US00D742085S

(12) **United States Design Patent**  
**Bennett et al.**

(10) **Patent No.:** **US D742,085 S**  
(45) **Date of Patent:** **\*\* Oct. 27, 2015**

- (54) **ATTACHMENT FOR A CLEANER APPARATUS**
- (71) Applicant: **Techtronic Floor Care Technology Limited**, Tortola (VG)
- (72) Inventors: **Samuel W. Bennett**, Birmingham (GB); **Jennifer K. Marsden**, Birmingham (GB)
- (73) Assignee: **Techtronic Floor Care Technology Limited**, Tortola (VG)
- (\*\*) Term: **14 Years**
- (21) Appl. No.: **29/479,166**
- (22) Filed: **Jan. 13, 2014**
- (30) **Foreign Application Priority Data**  
Jul. 16, 2013 (EM) ..... 002275271
- (51) **LOC (10) Cl.** ..... **15-05**
- (52) **U.S. Cl.**  
USPC ..... **D32/33**
- (58) **Field of Classification Search**  
USPC ..... D32/17-18, 31-34, 25, 40, 50;  
D23/223  
CPC ..... E04H 4/1654; A47L 9/02; A47L 9/06;  
A47L 9/0606; A47L 9/062; A47L 9/0633;  
A47L 9/0693; A47L 11/4086; A47L 11/30;  
A47L 7/009; A47L 7/0009; A47L 5/28;  
A47L 5/36; A47L 13/225; A47L 13/20;  
A47L 13/12; A47L 13/16; A47L 11/4044;  
C11D 17/049; C23G 5/04; D06C 7/00;  
D06F 75/30; D06F 87/00; B08B 3/02  
See application file for complete search history.

- 2,913,756 A \* 11/1959 MacFarland ..... 15/395
- D200,093 S \* 1/1965 Frost ..... D32/32
- D206,055 S \* 10/1966 Bearnse et al. .... D32/32
- 3,965,527 A \* 6/1976 George ..... 15/396
- D303,026 S \* 8/1989 Kilakis ..... D32/32
- D308,123 S \* 5/1990 Astley et al. .... D32/4
- D359,148 S \* 6/1995 Henrie ..... D32/33

(Continued)

**OTHER PUBLICATIONS**

Co-pending U.S. Appl. No. 29/479,162, filed Jan. 13, 2014.

(Continued)

*Primary Examiner* — Ruth McInroy

(74) *Attorney, Agent, or Firm* — Michael Best & Friedrich LLP

(57) **CLAIM**

We claim the ornamental design for an attachment for a cleaning apparatus, as shown and described.

**DESCRIPTION**

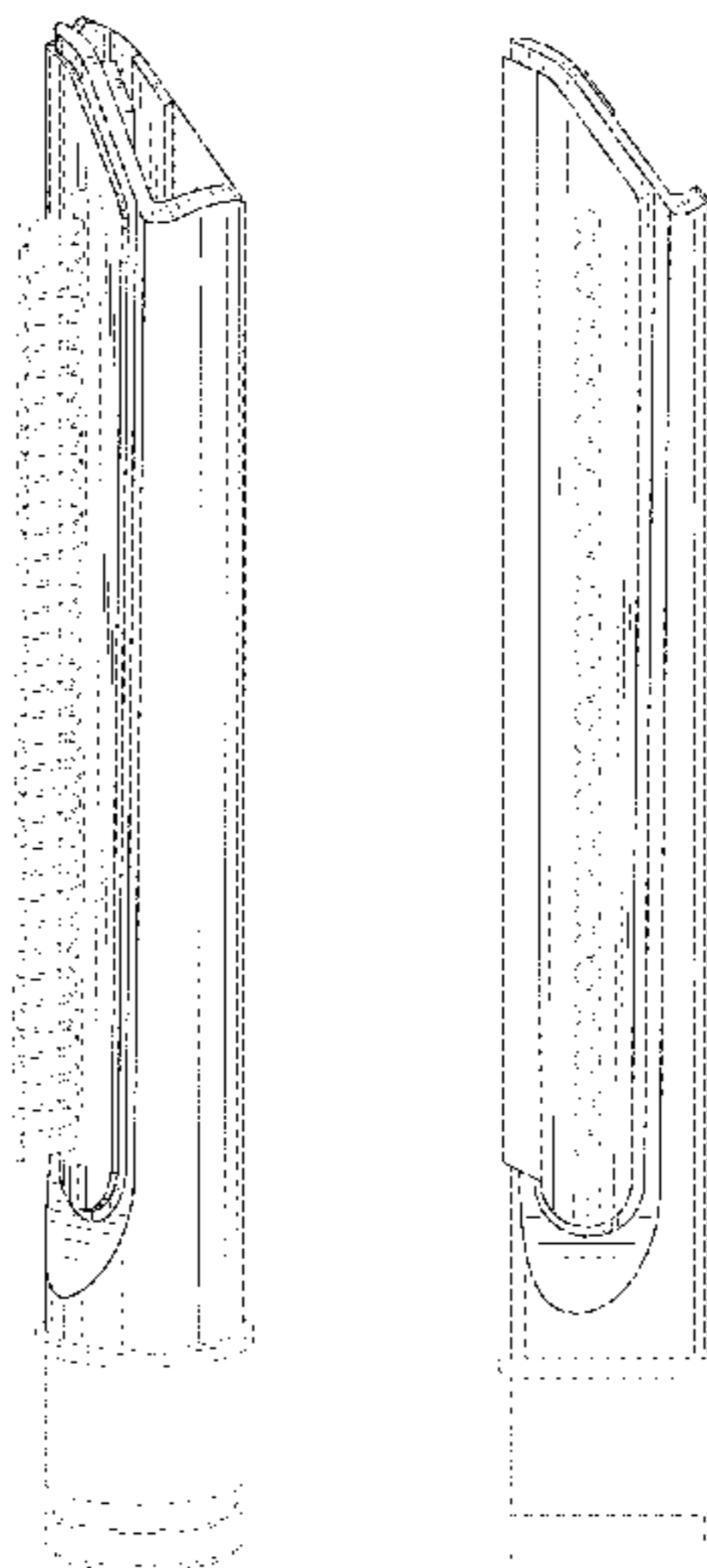
FIG. 1 is a perspective view of an attachment for a cleaning apparatus embodying the invention;  
 FIG. 2 is a right side view of the attachment for a cleaning apparatus of FIG. 1;  
 FIG. 3 is a left side view of the attachment for a cleaning apparatus of FIG. 1;  
 FIG. 4 is a front view of the attachment for a cleaning apparatus of FIG. 1;  
 FIG. 5 is a rear view of the attachment for a cleaning apparatus of FIG. 1;  
 FIG. 6 is a top view of the attachment for a cleaning apparatus of FIG. 1; and,  
 FIG. 7 is a bottom view of the attachment for a cleaning apparatus of FIG. 1.  
 The elements shown in broken lines are included for the purpose of illustrating environment and form no part of the claimed design.

**1 Claim, 4 Drawing Sheets**

(56) **References Cited**

**U.S. PATENT DOCUMENTS**

- D147,125 S \* 7/1947 Harvuot ..... D32/32
- D158,774 S \* 5/1950 Lippincott ..... D32/32



(56)

**References Cited**

U.S. PATENT DOCUMENTS

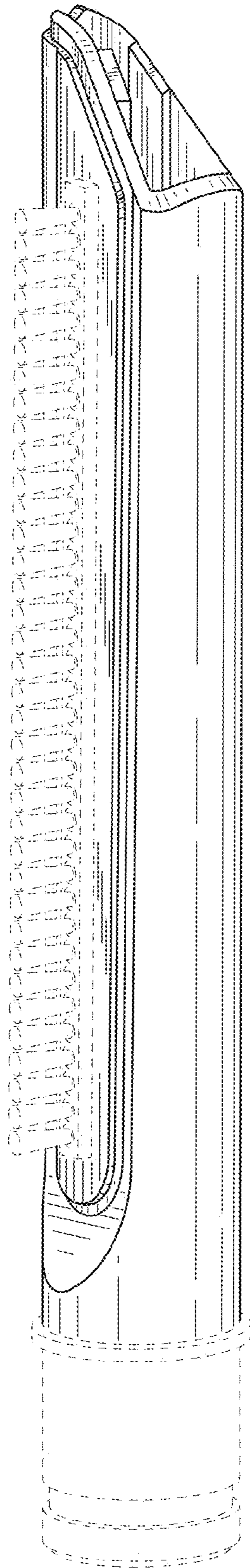
D509,332 S \* 9/2005 White ..... D32/32  
D513,101 S \* 12/2005 Allard et al. .... D32/32  
D520,201 S \* 5/2006 Dyson et al. .... D32/33  
D526,102 S \* 8/2006 Adams ..... D32/32  
D666,373 S \* 8/2012 Eden et al. .... D32/32  
D714,005 S \* 9/2014 McGurk ..... D32/32

2003/0159241 A1\* 8/2003 Calzolari ..... 15/401  
2010/0170060 A1\* 7/2010 Eccardt et al. .... 15/415.1  
2013/0326843 A1\* 12/2013 Schwartz ..... 15/415.1

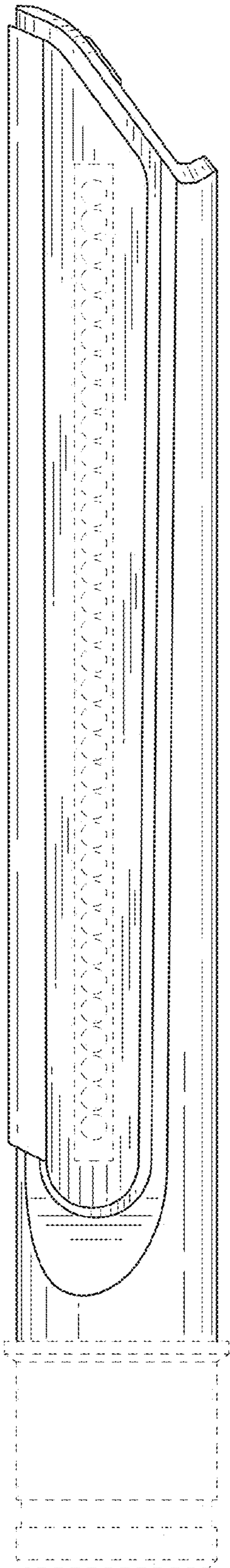
OTHER PUBLICATIONS

Co-pending U.S. Appl. No. 29/479,165, filed Jan. 13, 2014.  
Co-pending U.S. Appl. No. 29/479,167, filed Jan. 13, 2014.

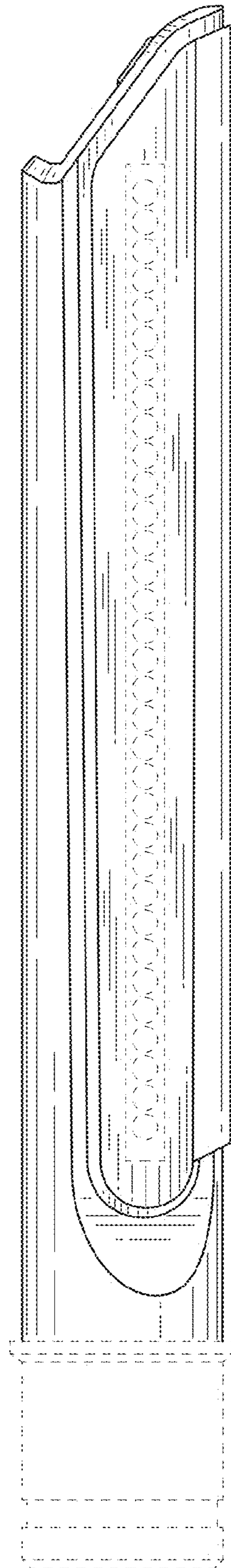
\* cited by examiner



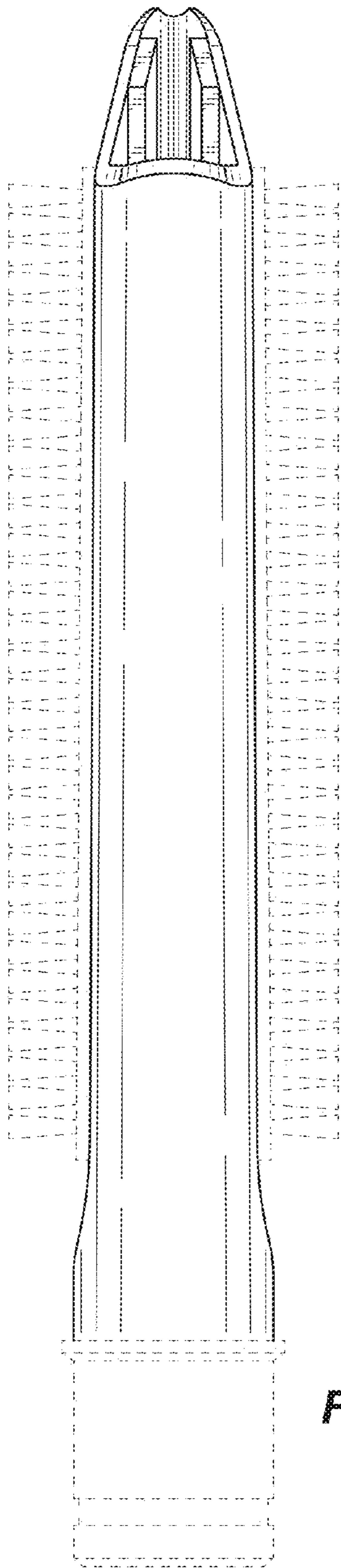
**FIG. 1**



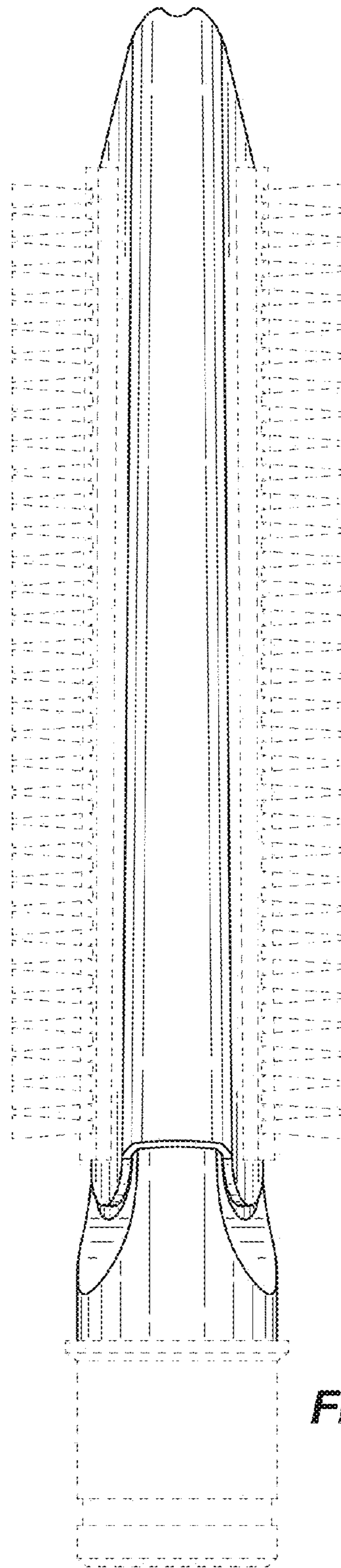
**FIG. 2**



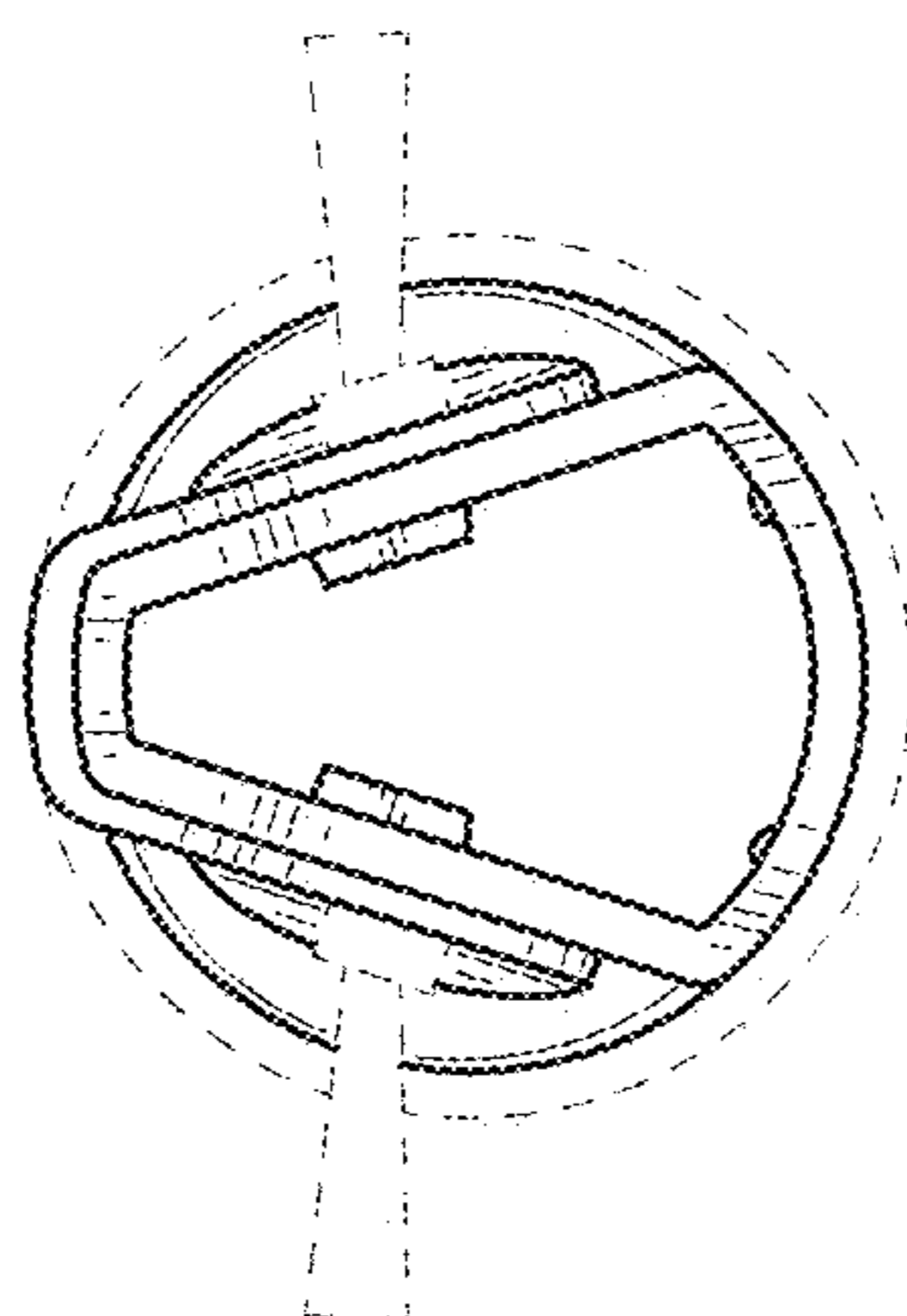
**FIG. 3**



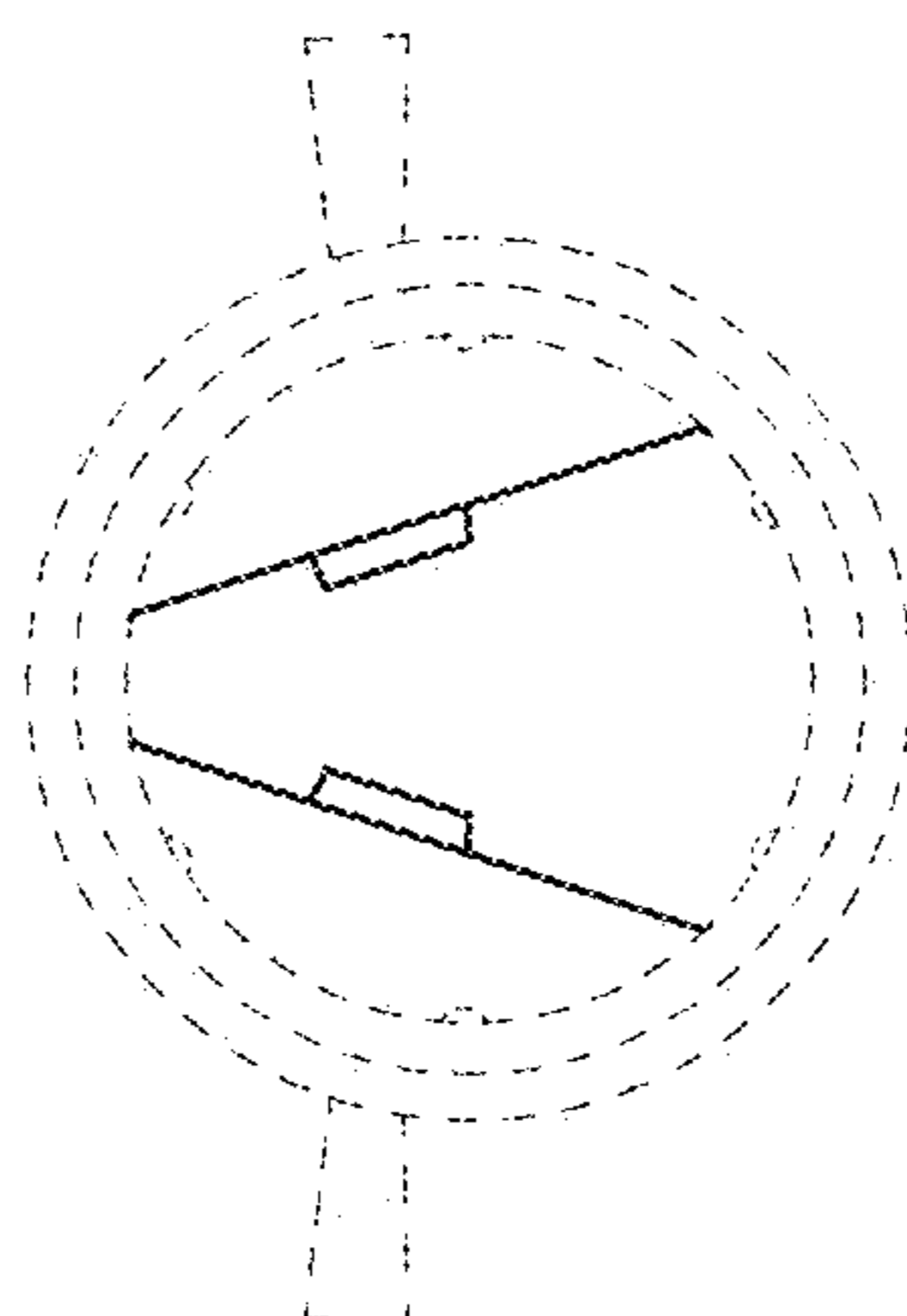
**FIG. 4**



**FIG. 5**



**FIG. 6**



**FIG. 7**