



US00D742069S

(12) **United States Design Patent**
Izquierdo Lopez

(10) **Patent No.:** **US D742,069 S**

(45) **Date of Patent:** **** Oct. 27, 2015**

(54) **MANICURE TOOL**

(71) Applicant: **Lil DeConsuelo Izquierdo Lopez,**
Oakland, CA (US)

(72) Inventor: **Lil DeConsuelo Izquierdo Lopez,**
Oakland, CA (US)

(**) Term: **14 Years**

(21) Appl. No.: **29/495,231**

(22) Filed: **Jun. 27, 2014**

(51) **LOC (10) Cl.** **28-03**

(52) **U.S. Cl.**
USPC **D28/57**

(58) **Field of Classification Search**
USPC D24/149-147; D28/56-59; 132/75,
132/73-76.5

CPC A45D 29/11-29/14; A45D 29/16;
A45D 29/17; A45D 29/18; A45D 29/20;
A45D 29/04; A45D 29/00; A45D 2029/045;
A45D 2200/1054; A61B 2017/32008; A61B
17/54

See application file for complete search history.

(56) **References Cited**

U.S. PATENT DOCUMENTS

1,112,207 A	9/1914	Gibson	
1,351,364 A	8/1920	Booty	
1,413,033 A	4/1922	Keyser	
1,841,291 A	1/1932	Kern	
1,856,854 A	5/1932	Schwanhausser	
D144,007 S	2/1946	Troya	
D148,487 S	1/1948	Scoulos	
2,672,148 A	3/1954	Madden	
3,866,618 A	2/1975	Tsukamoto	
D273,143 S *	3/1984	Jankewitz	D28/57
D279,706 S *	7/1985	Steinberg	D24/149
4,683,898 A	8/1987	Lojovich	
4,770,195 A	9/1988	Dore	
4,785,835 A	11/1988	Bray	
D304,628 S *	11/1989	Alvarado	D28/57
4,886,078 A	12/1989	Shiffman	

D308,735 S *	6/1990	Cane et al.	D28/57
5,044,383 A *	9/1991	Alessio et al.	132/73
5,088,509 A	2/1992	Savage, III	
D330,608 S *	10/1992	Lunderman et al.	D28/57
D334,081 S	3/1993	Lampasona	
5,287,863 A	2/1994	La Joie et al.	
D347,088 S	5/1994	Balusek, Sr.	
D397,517 S	8/1998	Choyee	
D417,750 S *	12/1999	Izquierdo	D28/57
6,102,048 A *	8/2000	Baker	132/76.4
D571,962 S *	6/2008	Wittke-Kothe	D28/57
D573,309 S *	7/2008	Wittke-Kothe	D28/57
D588,749 S *	3/2009	Wittke-Kothe	D28/57
D612,993 S *	3/2010	Schaeffer	D28/57
D704,378 S *	5/2014	Zreik et al.	D28/57

FOREIGN PATENT DOCUMENTS

AT	128059	5/1932
FR	454982	7/1913
GB	262682	12/1926
NO	86795	11/1955

* cited by examiner

Primary Examiner — Jennifer Rivard

(74) *Attorney, Agent, or Firm* — Benjamin M. Hanrahan;
Hanrahan Law Firm, P.A.

(57) **CLAIM**

The ornamental design for a manicure tool, as shown and described.

DESCRIPTION

FIG. 1 is a perspective view illustrating my/our design for a manicure tool.

FIG. 2 is a front view thereof.

FIG. 3 is a left perspective view thereof.

FIG. 4 is a right side view thereof.


FIG. 5 is a top view thereof.

FIG. 6 is a bottom view thereof.

FIG. 7 is a rear view thereof; and,

FIG. 8 is a left side view thereof.

1 Claim, 5 Drawing Sheets



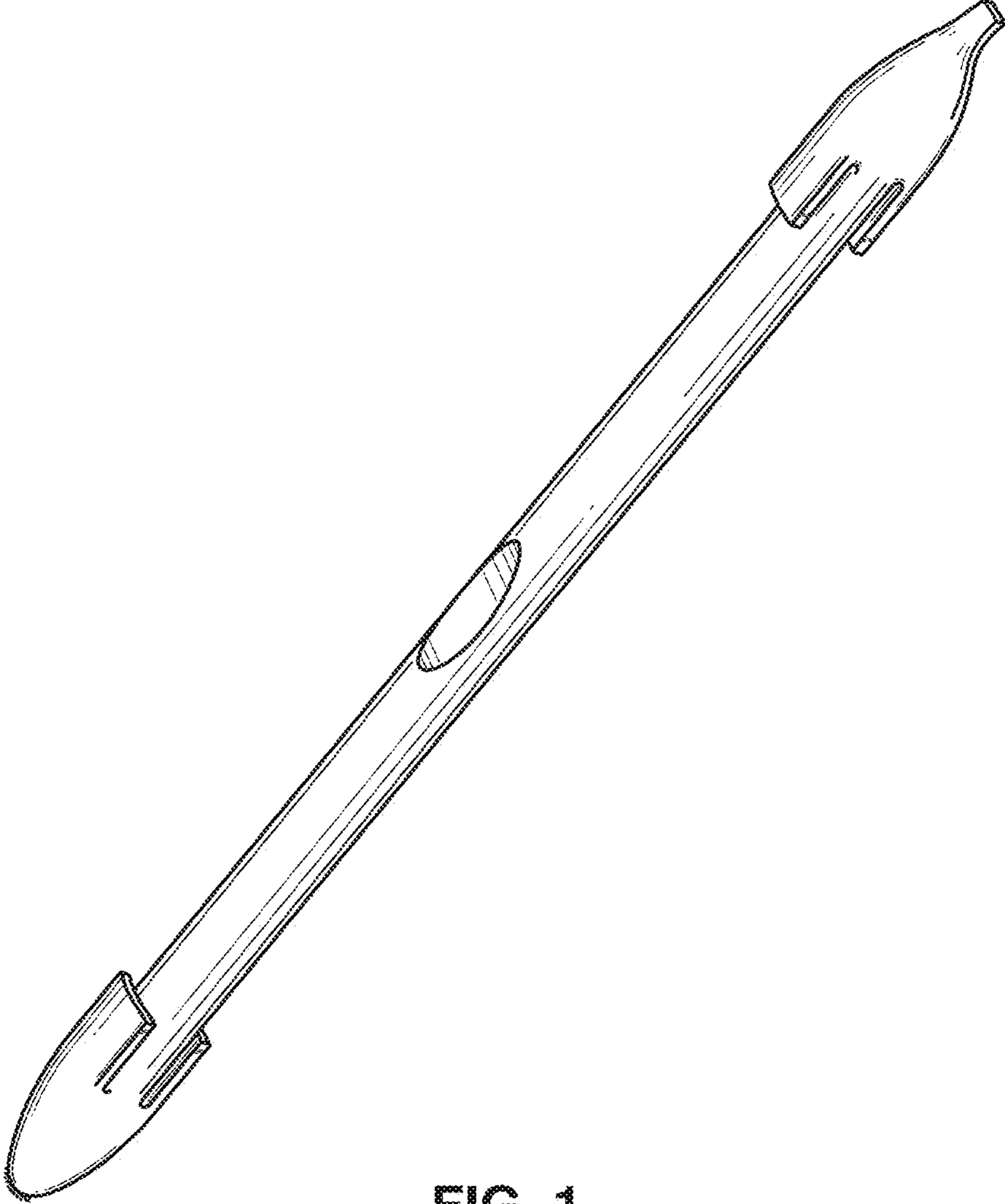


FIG. 1

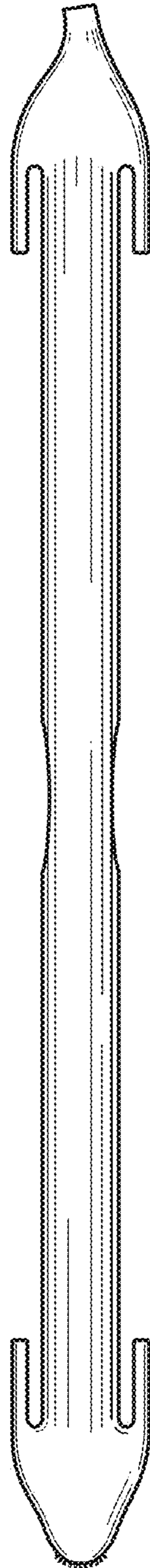


FIG. 2

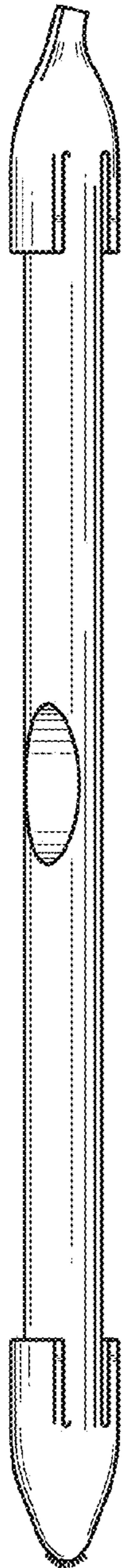


FIG. 3



FIG. 4

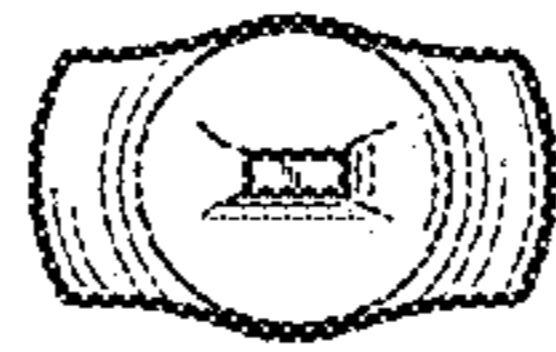


FIG. 5

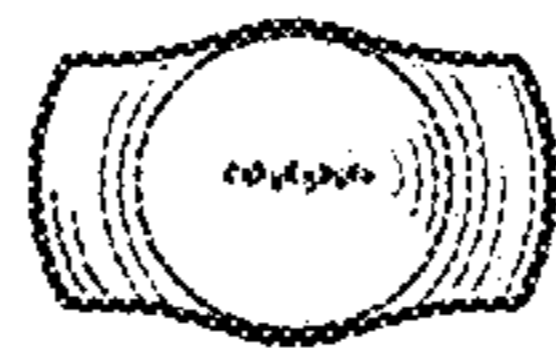


FIG. 6

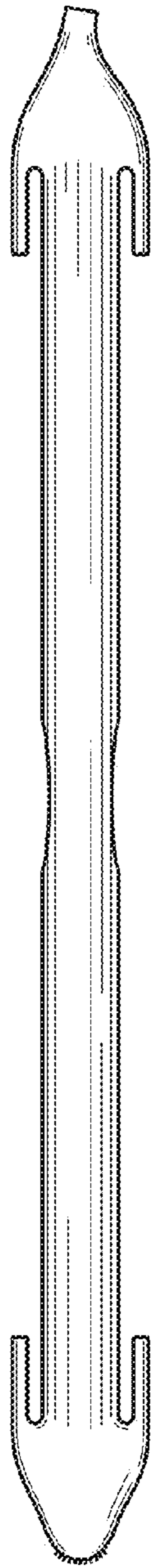


FIG. 7



FIG. 8