



US00D742068S

(12) **United States Design Patent**  
**Stensby et al.**

(10) **Patent No.:** **US D742,068 S**

(45) **Date of Patent:** **\*\* Oct. 27, 2015**

(54) **FABRIC HAIR ROLLER**

(71) Applicants: **Paula F. Stensby**, Blackwell, OK (US);  
**Sasha N. Reedy**, Blackwell, OK (US)

(72) Inventors: **Paula F. Stensby**, Blackwell, OK (US);  
**Sasha N. Reedy**, Blackwell, OK (US)

(\*\*) Term: **14 Years**

(21) Appl. No.: **29/488,443**

(22) Filed: **Apr. 18, 2014**

(51) **LOC (10) Cl.** ..... **28-03**

(52) **U.S. Cl.**  
USPC ..... **D28/37**

(58) **Field of Classification Search**  
USPC ..... D28/35, 38, 37  
CPC ..... A45D 2/2464; A45D 2/362-2/367;  
A45D 2/20; A45D 2/18; A45D 2/127; A45D  
2/2442; A45D 7/045; A45D 7/065  
See application file for complete search history.

(56) **References Cited**

**U.S. PATENT DOCUMENTS**

1,009,923	A *	11/1911	Moll	132/247
2,146,674	A *	2/1939	Huppert	132/246
2,171,836	A *	9/1939	McCardell	132/246
5,025,816	A *	6/1991	Jones	132/247
5,372,152	A *	12/1994	Dutch	132/246
5,411,040	A *	5/1995	Forrest	132/211
5,771,907	A *	6/1998	Dickson	132/247
5,979,465	A *	11/1999	Marrese et al.	132/248
6,161,553	A *	12/2000	Lytle	132/210
D503,017	S *	3/2005	Mackinder	D28/37

D609,856	S *	2/2010	Cotroneo	D28/35
2006/0005852	A1 *	1/2006	Mackinder	132/233
2006/0032513	A1 *	2/2006	Tojo et al.	132/222
2006/0042649	A1 *	3/2006	Anzevino	132/247
2007/0151574	A1 *	7/2007	Orth	132/210
2015/0096580	A1 *	4/2015	Davenport	132/200

\* cited by examiner

*Primary Examiner* — Jennifer Rivard

(57) **CLAIM**

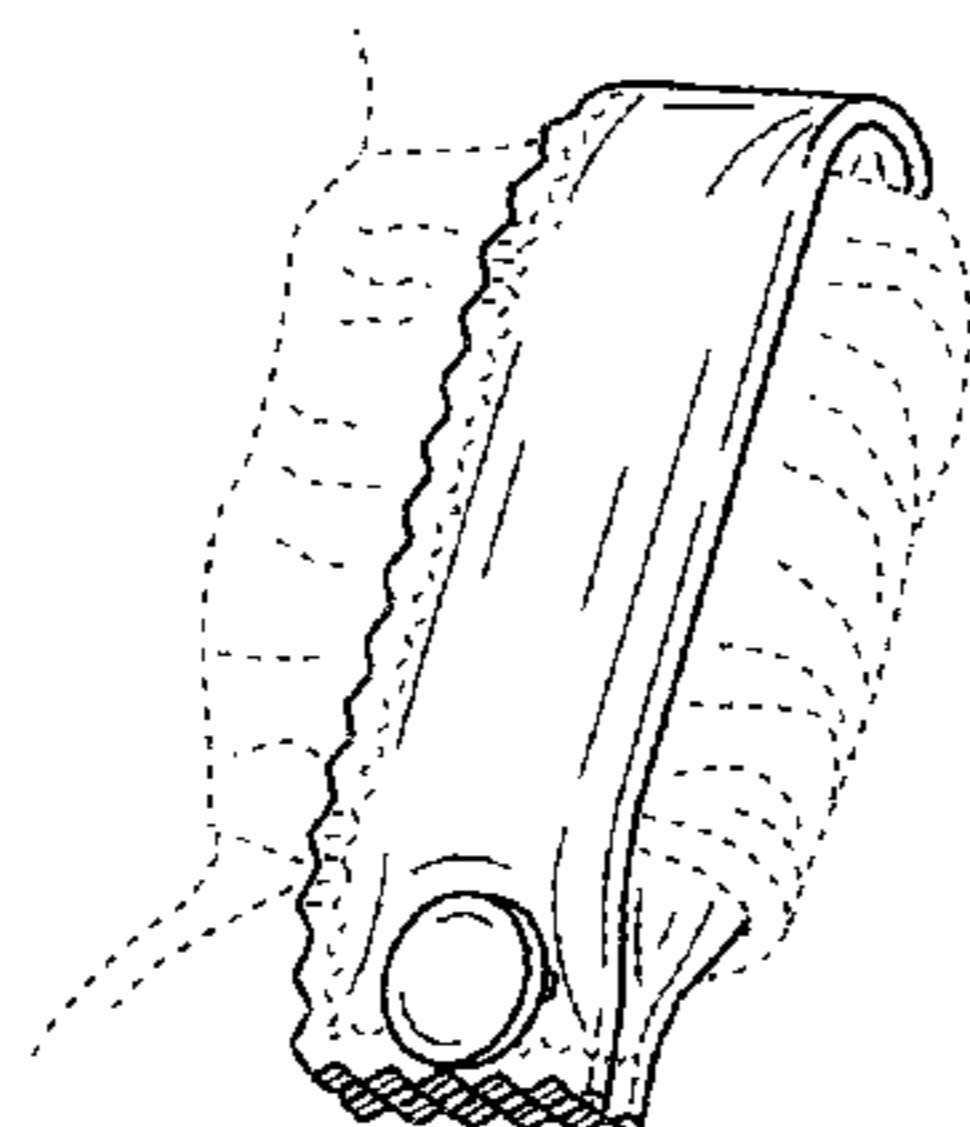
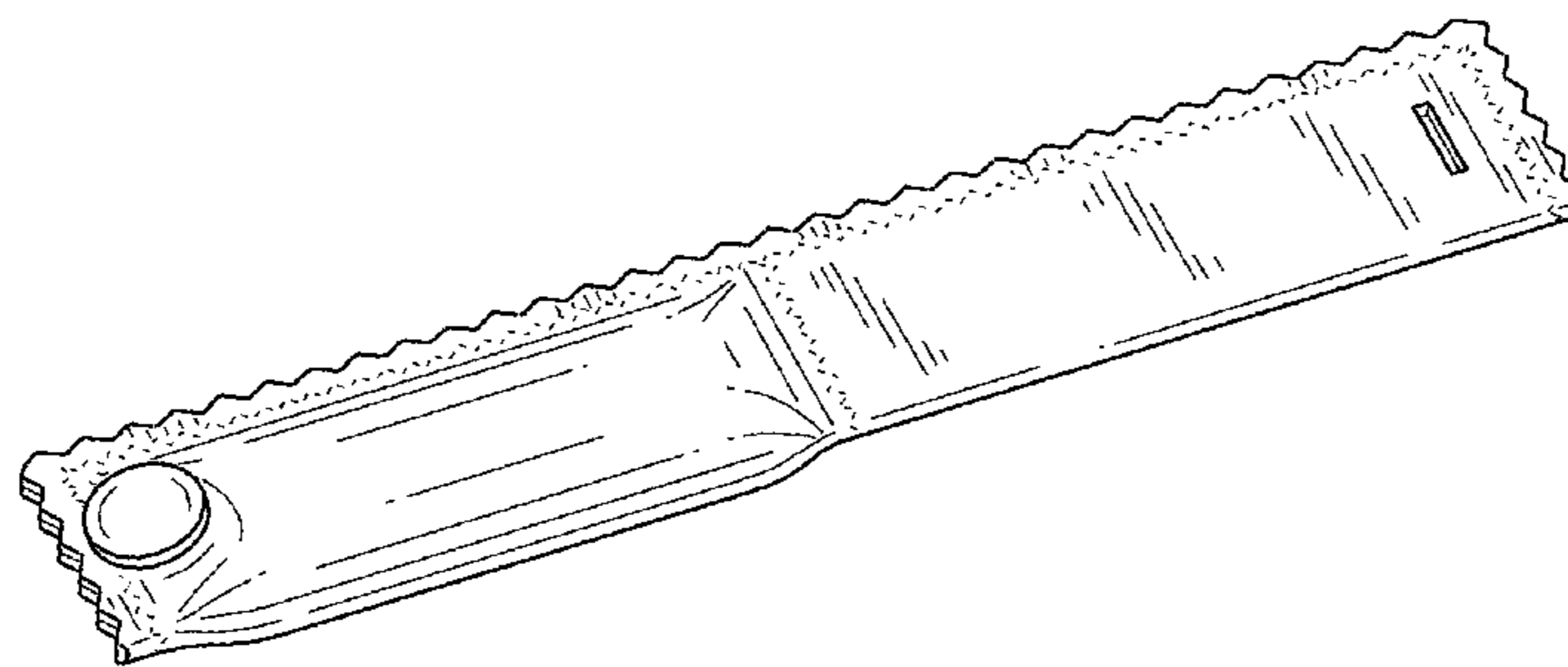
The ornamental design for a fabric hair roller, as shown and described.

**DESCRIPTION**

FIG. 1 is a perspective front view of a fabric hair roller; FIG. 2 is a front elevation view of the fabric hair roller; FIG. 3 is a rear elevation view of the fabric hair roller; FIG. 4 is a left side elevation view of the fabric hair roller; FIG. 5 is a right side elevation view of the fabric hair roller; FIG. 6 is a top plan view of the fabric hair roller; FIG. 7 is a bottom plan view of the fabric hair roller; FIG. 8 is a perspective view of the fabric hair roller, shown in use; and, FIG. 9 is a perspective view of the fabric hair roller, shown in a folded mode.

The broken stitching illustrates a portion of the fabric hair roller. The broken line disclosure of the hair in FIG. 8 illustrates the environment. None of the broken lines forms part of the claimed design.

**1 Claim, 4 Drawing Sheets**



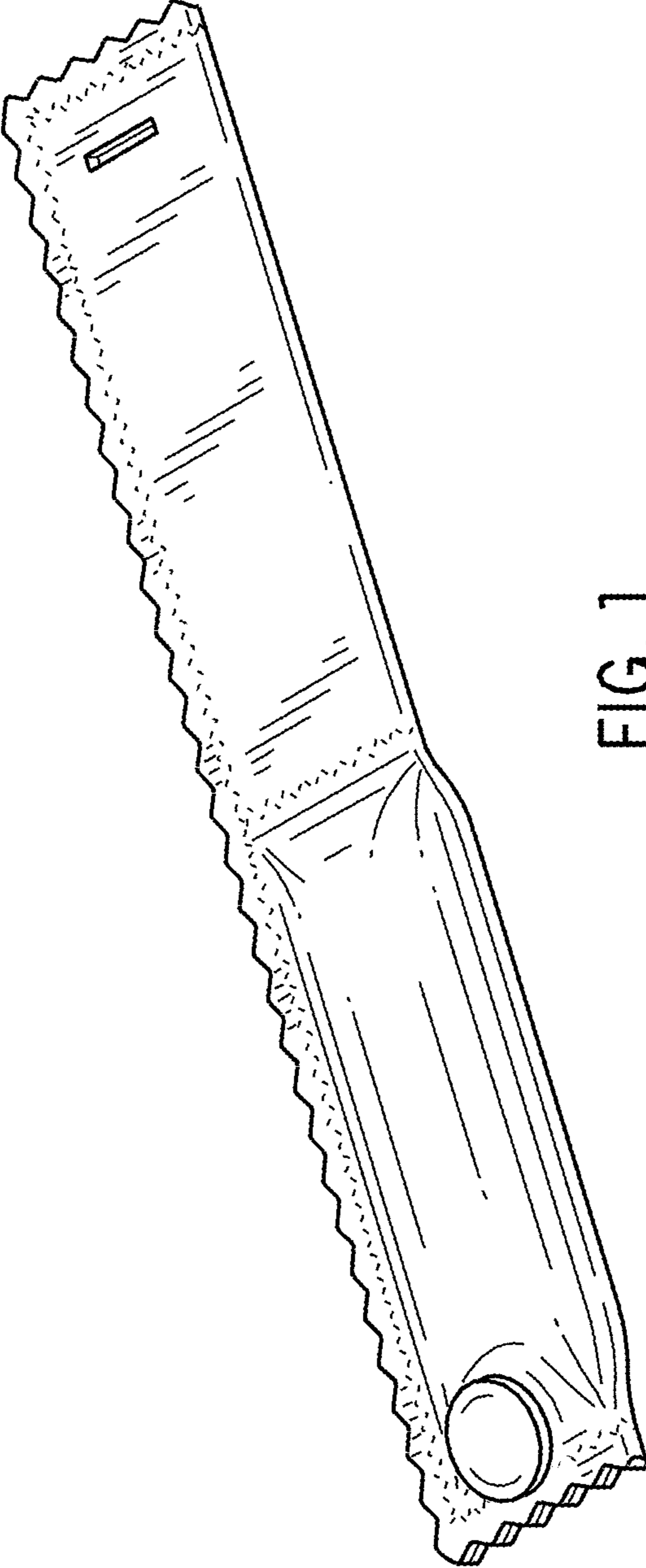


FIG. 1

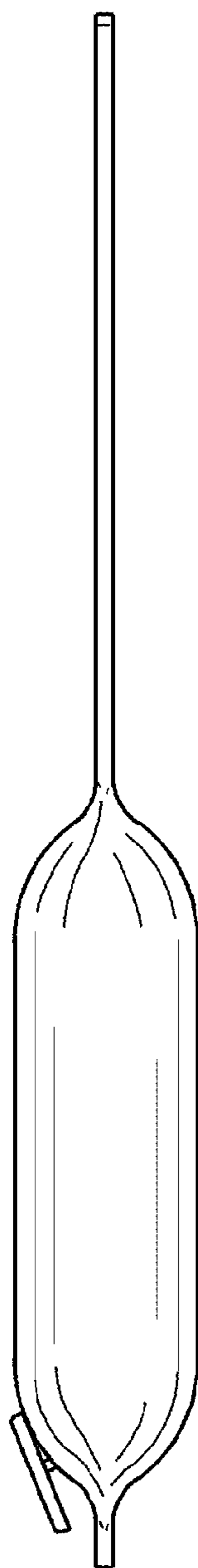


FIG. 2

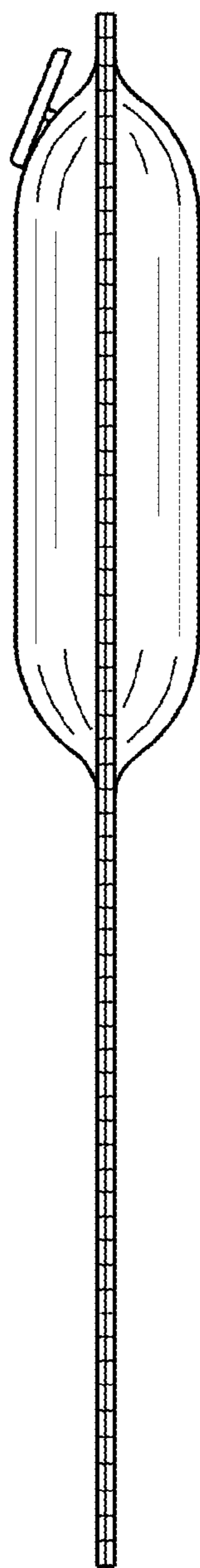


FIG. 3

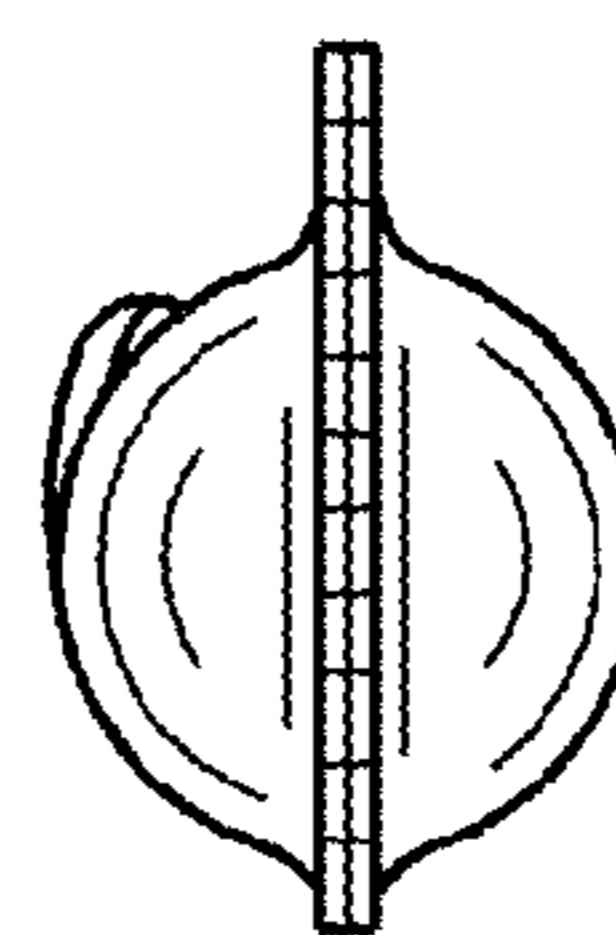


FIG. 5

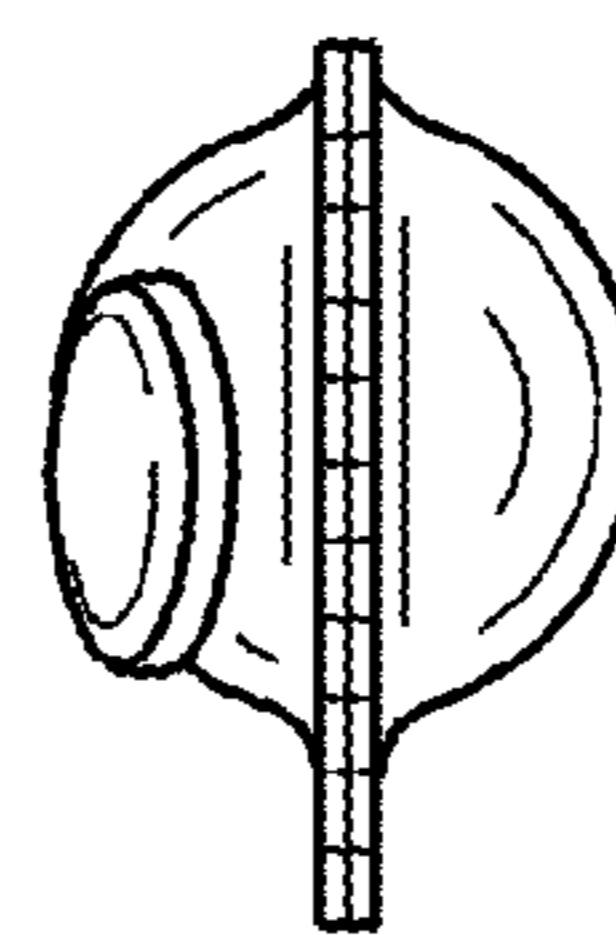


FIG. 4




FIG. 6




FIG. 7

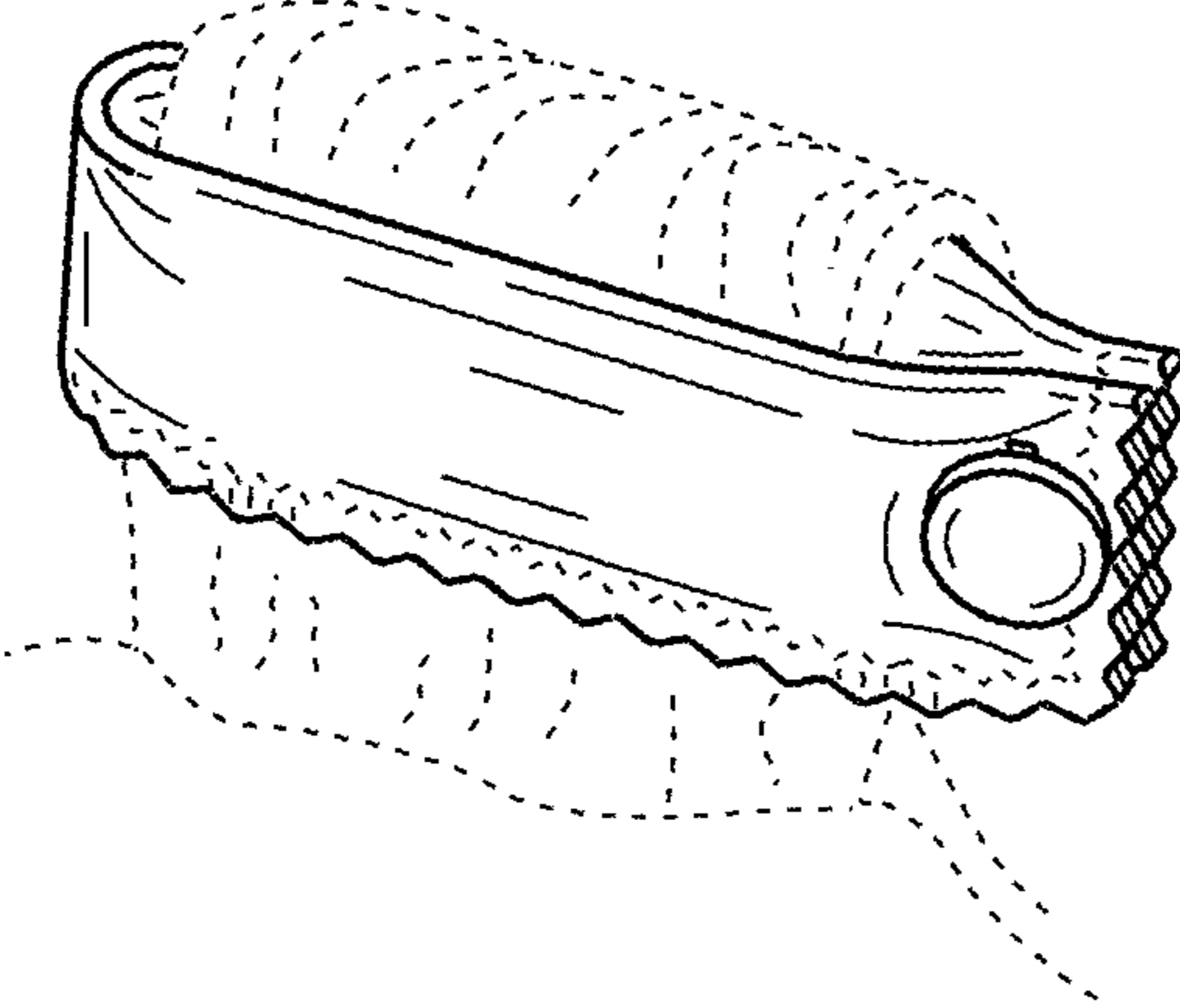


FIG. 8

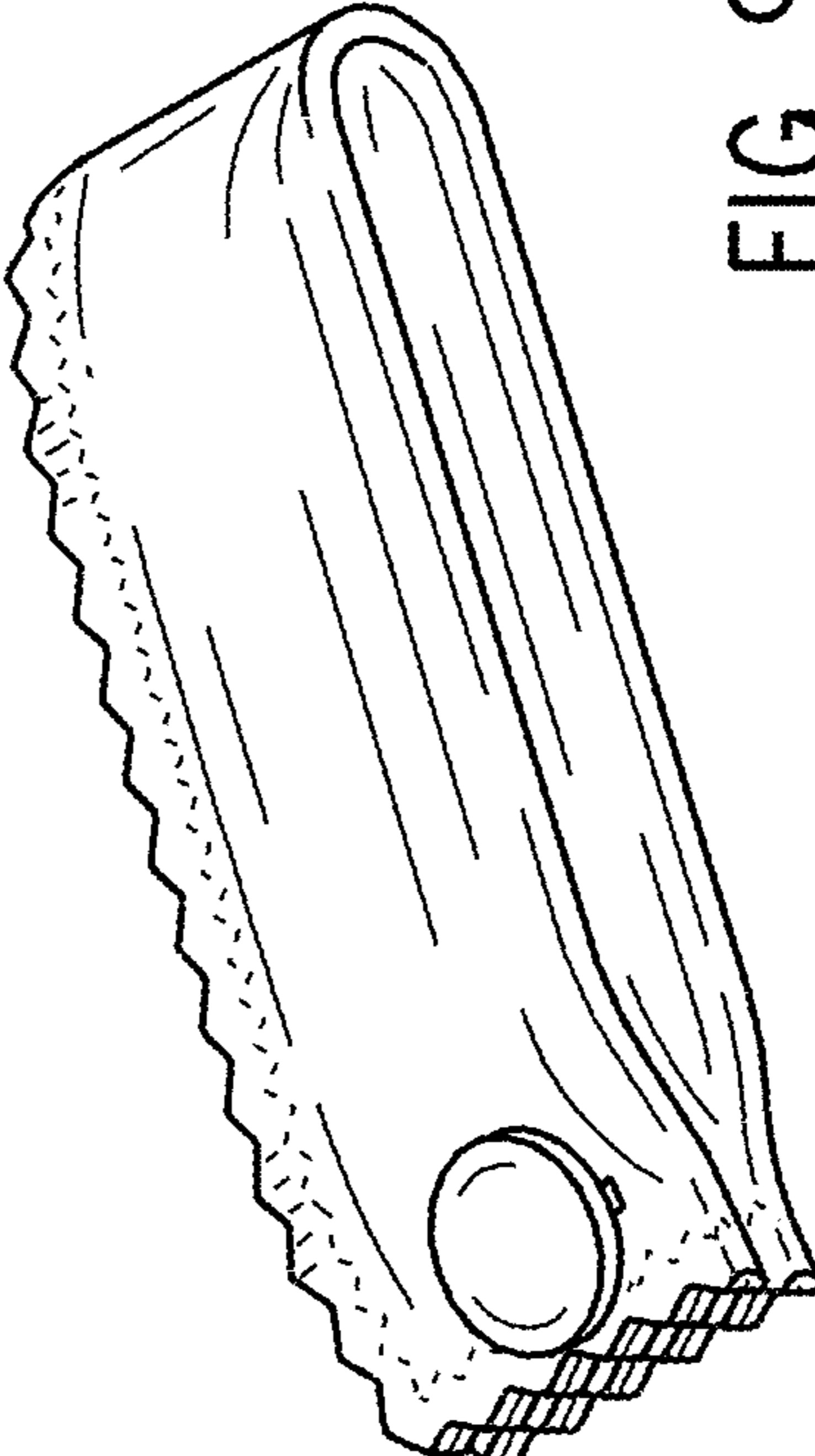


FIG. 9