



US00D742063S

(12) **United States Design Patent**  
**Recio**

(10) **Patent No.:** **US D742,063 S**

(45) **Date of Patent:** **\*\* Oct. 27, 2015**

(54) **LIGHTER**

(71) Applicant: **VMR Products, LLC**, Miami, FL (US)

(72) Inventor: **Dan Recio**, Miami, FL (US)

(73) Assignee: **VMR PRODUCTS, LLC**, Miami, FL (US)

(\*\*) Term: **14 Years**

(21) Appl. No.: **29/483,492**

(22) Filed: **Feb. 28, 2014**

(51) **LOC (10) Cl.** ..... **27-05**

(52) **U.S. Cl.**  
USPC ..... **D27/157; D27/141**

(58) **Field of Classification Search**  
USPC ..... D27/139, 141-143, 153-157, 160;  
131/185, 248, 249; 431/135, 152, 253,  
431/350  
CPC ..... A24F 13/26; A24F 13/24; A24F 13/20;  
F23Q 2/00; F23Q 2/06; F23Q 2/34; F23Q  
2/36

See application file for complete search history.

(56) **References Cited**

U.S. PATENT DOCUMENTS

2,199,885	A *	5/1940	Kravchuk	.....	219/263
D145,125	S *	7/1946	Feurer	.....	D27/157
D217,067	S *	3/1970	Rams	.....	D27/154
D235,883	S *	7/1975	Stuetzer	.....	D27/154
D242,811	S *	12/1976	Stuetzer et al.	.....	D27/159
D243,026	S *	1/1977	Stuetzer	.....	D27/154
D243,200	S *	1/1977	Stuetzer	.....	D27/154
D243,348	S *	2/1977	Stuetzer	.....	D27/157
D244,619	S *	6/1977	Neyret	.....	D27/141
D246,471	S *	11/1977	Stuetzer et al.	.....	D27/157
D246,473	S *	11/1977	Stuetzer	.....	D27/154

D246,538	S *	11/1977	Stuetzer et al.	.....	D27/154
D247,378	S *	2/1978	Stuetzer et al.	.....	D27/154
D248,244	S *	6/1978	Beleckis	.....	D27/154
D252,768	S *	8/1979	Brand	.....	D27/154
D265,430	S *	7/1982	Fradkoff	.....	D27/153
D551,800	S *	9/2007	Smith	.....	D27/157
D552,298	S *	10/2007	Smith	.....	D27/157
2014/0021190	A1 *	1/2014	Sardar	.....	219/268

\* cited by examiner

*Primary Examiner* — Susan Bennett Hattan

*Assistant Examiner* — Janice Hallmark

(74) *Attorney, Agent, or Firm* — Feldman Gale, P.A.; Robert Weaver

(57) **CLAIM**

The ornamental design for a lighter, as shown and described.

**DESCRIPTION**

FIG. 1 is a front prospective view of a lighter according to the present invention in an open position;

FIG. 2 is a front perspective view of the lighter of FIG. 1 in a closed position;

FIG. 3 is a front view of the lighter of FIG. 1 in a closed position;

FIG. 4 is a first side view of the lighter of FIG. 1 in a closed position;

FIG. 5 is a second side view of the lighter of FIG. 1 in a closed position;

FIG. 6 is a rear review of the lighter of FIG. 1 in a closed position;

FIG. 7 is a top view of the lighter of FIG. 1 in a closed position; and,

FIG. 8 is a bottom view of the lighter of FIG. 1 in a closed position.

The broken lines in the drawings depict parts of the lighter that form no part of the claimed design.

**1 Claim, 3 Drawing Sheets**

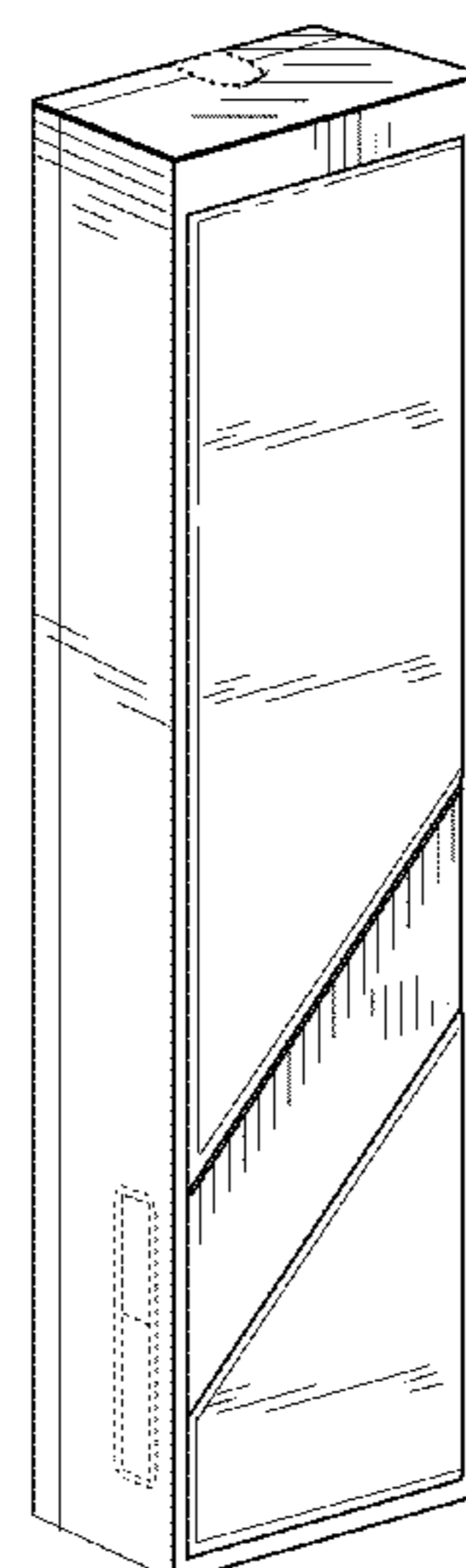
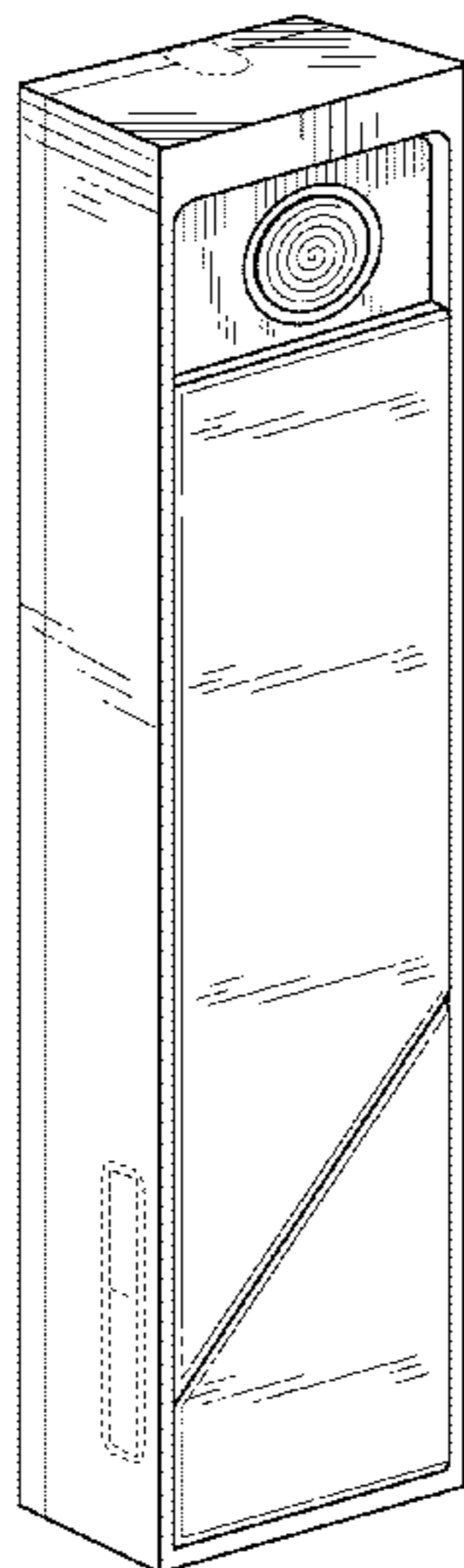


FIG. 1




FIG. 2

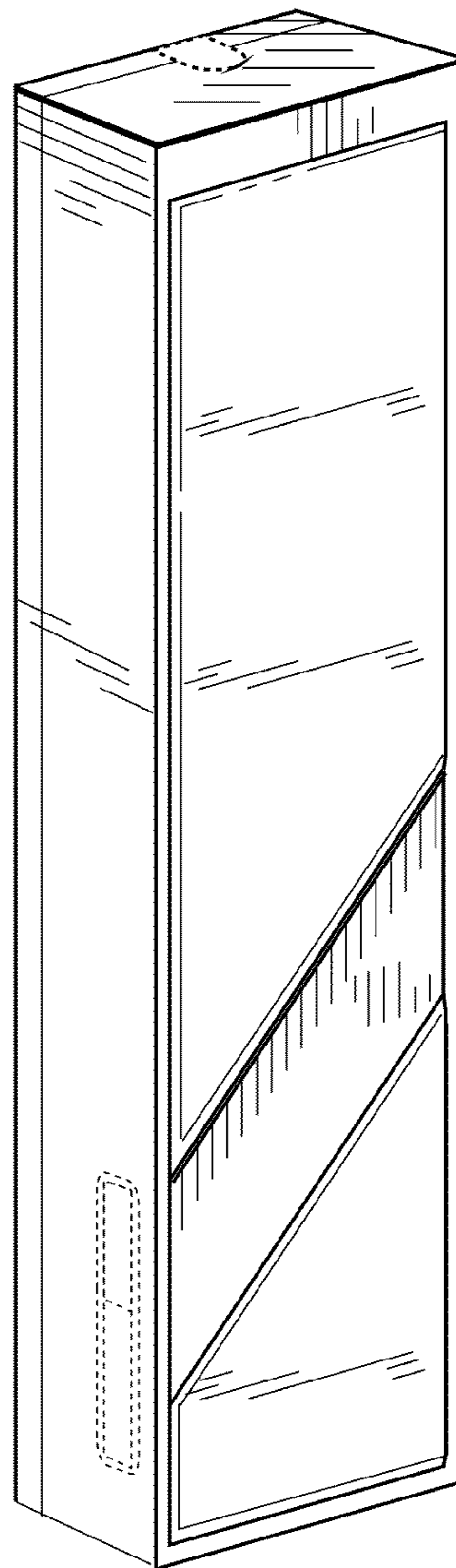


FIG. 3

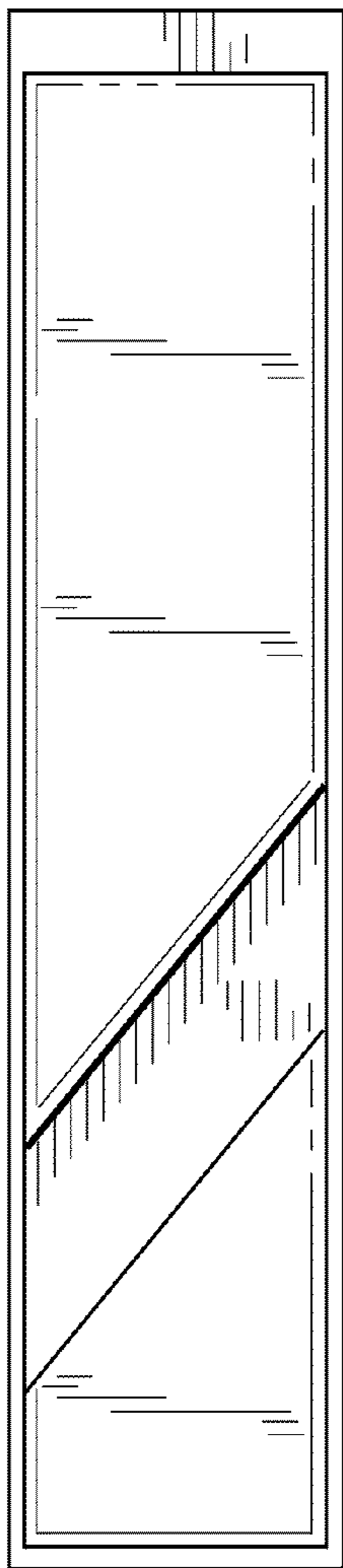


FIG. 4

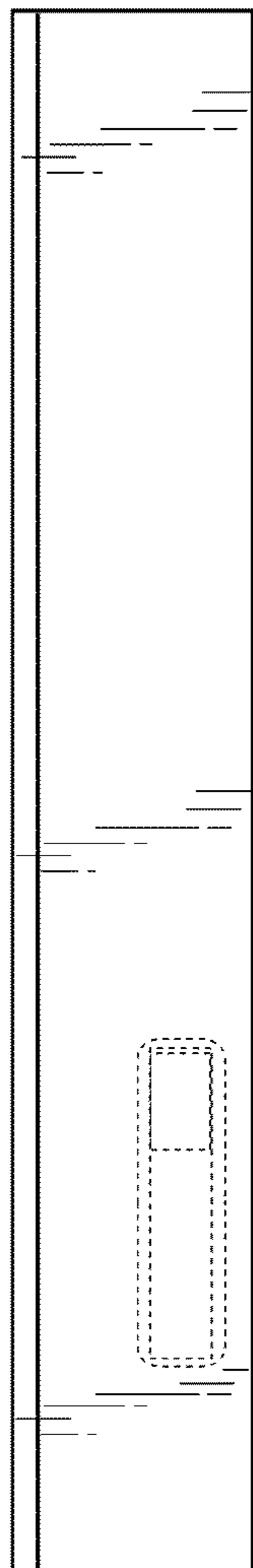




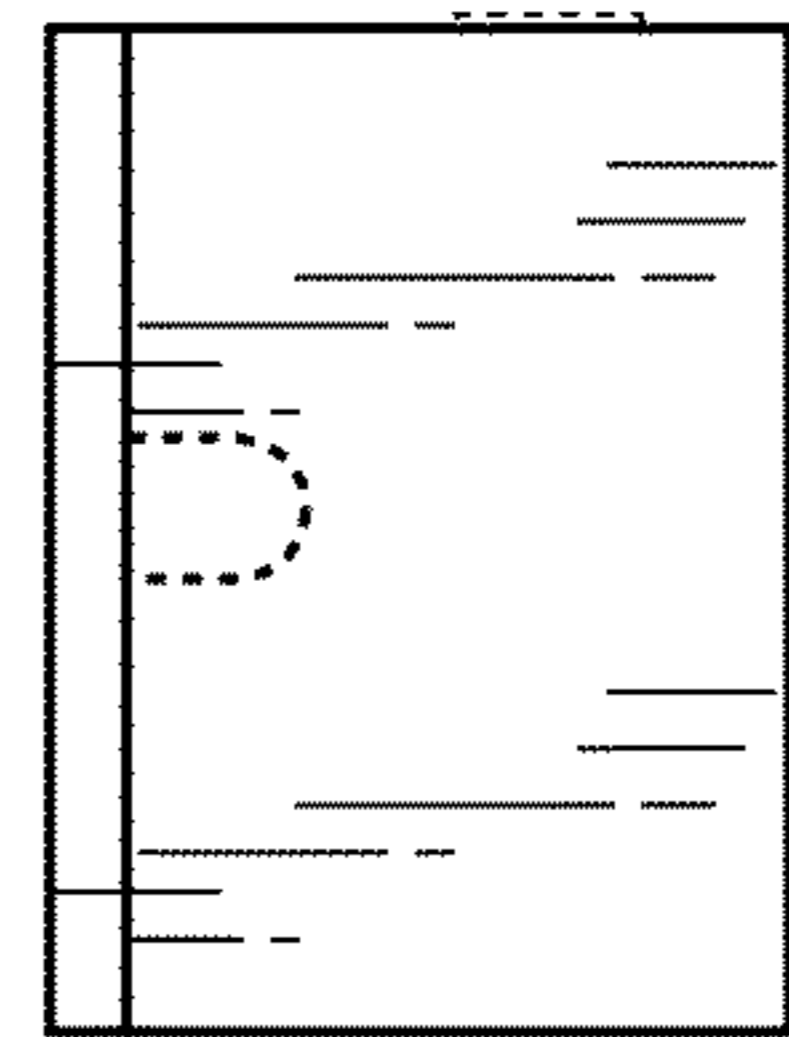
FIG. 5



**FIG. 6**



**FIG. 7**



**FIG. 8**

