



US00D742062S

(12) **United States Design Patent**
Almsberger et al.

(10) **Patent No.:** **US D742,062 S**
(45) **Date of Patent:** **** Oct. 27, 2015**

- (54) **LIGHTER**
- (71) Applicant: **Xikar, Inc.**, Kansas City, MO (US)
- (72) Inventors: **Scott Almsberger**, Olathe, KS (US);
Kurt Van Keppel, Leawood, KS (US)
- (73) Assignee: **XIKAR, INC.**, Kansas City, MO (US)
- (**) Term: **14 Years**
- (21) Appl. No.: **29/482,429**
- (22) Filed: **Feb. 18, 2014**
- (51) **LOC (10) Cl.** **27-05**
- (52) **U.S. Cl.**
USPC **D27/143; D27/157**
- (58) **Field of Classification Search**
USPC D27/139, 141-143, 153-157, 160;
131/185, 248, 249; 431/135, 152, 253,
431/350
CPC A24F 13/26; A24F 13/24; A24F 13/20;
F23Q 2/00; F23Q 2/06; F23Q 2/34; F23Q
2/36
See application file for complete search history.

- 7,815,432 B2 10/2010 Smith
- D629,154 S * 12/2010 Sung D27/154
- D663,891 S * 7/2012 Cohen Harel D27/157
- D664,294 S 7/2012 Howell et al.
- D664,709 S 7/2012 Almsberger et al.
- D664,710 S 7/2012 Van Keppel et al.
- 2010/0269840 A1* 10/2010 Chuan 131/249

OTHER PUBLICATIONS

Just a Dude, Xikar ELX Lighter Review, Aug. 4, 2014, www.cigarlighterreviews.com, Retrieved From Internet on Jun. 10, 2015 From <http://www.cigarlighterreviews.com/2014/08/xikar-elx-lighter-review.html>.
Xikar Fall 2011 Catalog, pp. 7-17 and 34.

* cited by examiner

Primary Examiner — Susan Bennett Hattan
Assistant Examiner — Janice Hallmark
(74) *Attorney, Agent, or Firm* — Erickson Kernell
Derousseau & Kleypas, LLC

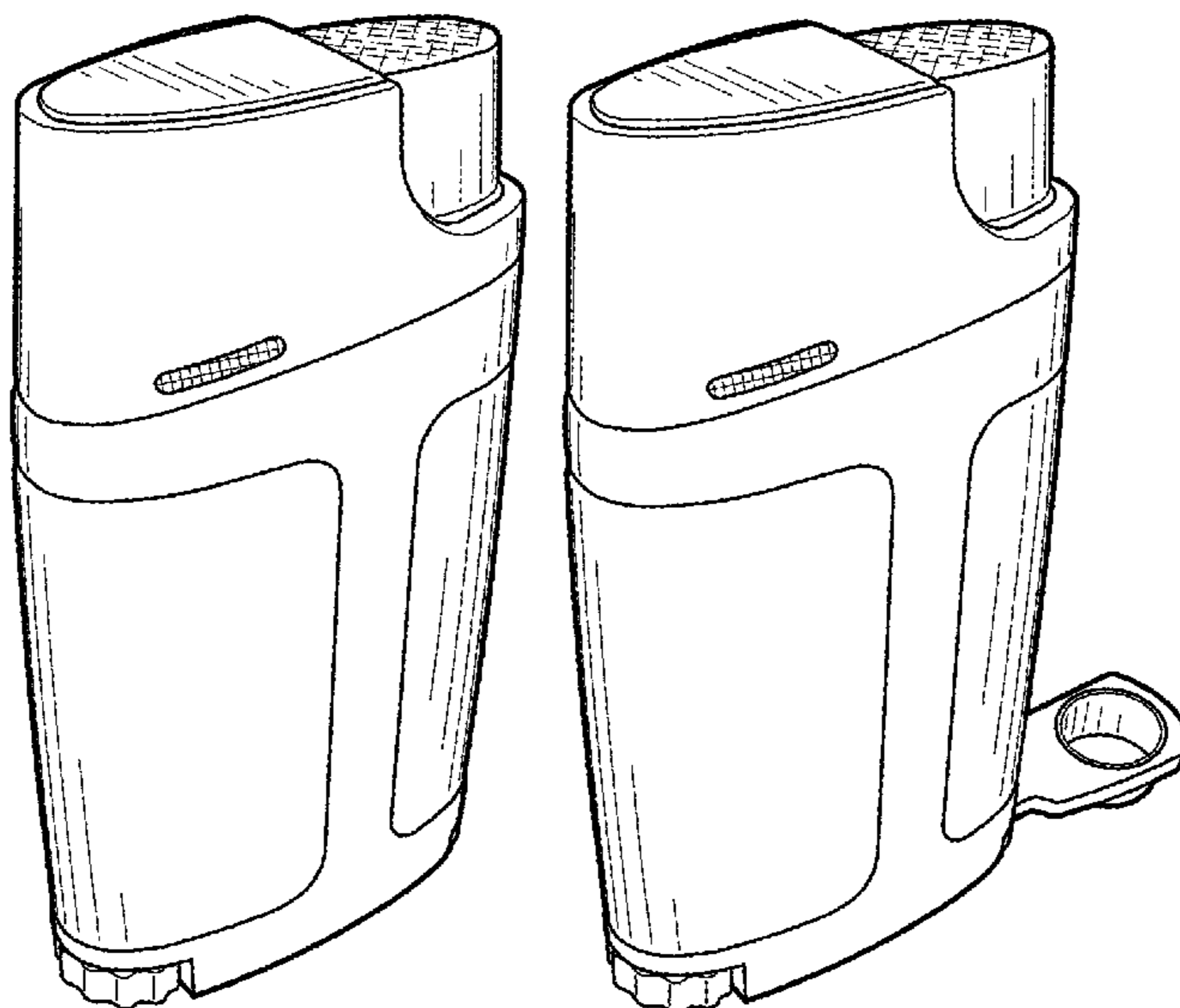
(57) **CLAIM**
The ornamental design for a lighter, as shown and described.

DESCRIPTION

FIG. 1 is a perspective view of the lighter in accordance with the present invention;
FIG. 2 is a perspective view of the lighter of FIG. 1 showing the punch cutter portion of the lighter in an alternate configuration for clarity of disclosure thereof;
FIG. 3 is a top plan view of the lighter of FIG. 1;
FIG. 4 is a bottom plan view of the lighter of FIG. 1;
FIG. 5 is a front elevation of the lighter of FIG. 1;
FIG. 6 is a rear elevation of the lighter of FIG. 1;
FIG. 7 is a right side elevation of the lighter of FIG. 1; and,
FIG. 8 is a left side elevation of the lighter of FIG. 1.
The broken lines in the drawings depict parts of the lighter that form no part of the claimed design.

1 Claim, 2 Drawing Sheets

- (56) **References Cited**
U.S. PATENT DOCUMENTS
- D220,057 S * 3/1971 Yoshinaga D27/154
- 5,738,117 A * 4/1998 Fontaine, Jr. 131/249
- 5,913,676 A * 6/1999 Kim 431/253
- 6,298,856 B1 10/2001 Park
- D456,094 S * 4/2002 Robinson D27/142
- 6,732,741 B1 5/2004 Park
- 6,875,013 B2* 4/2005 Smith 431/253
- D515,732 S * 2/2006 Smith D27/143
- D529,227 S * 9/2006 Smith D27/143
- D536,480 S * 2/2007 Park D27/143
- D539,472 S 3/2007 Almsberger et al.
- D539,473 S 3/2007 Almsberger et al.
- D567,437 S 4/2008 Smith
- D621,999 S * 8/2010 Wein et al. D27/139



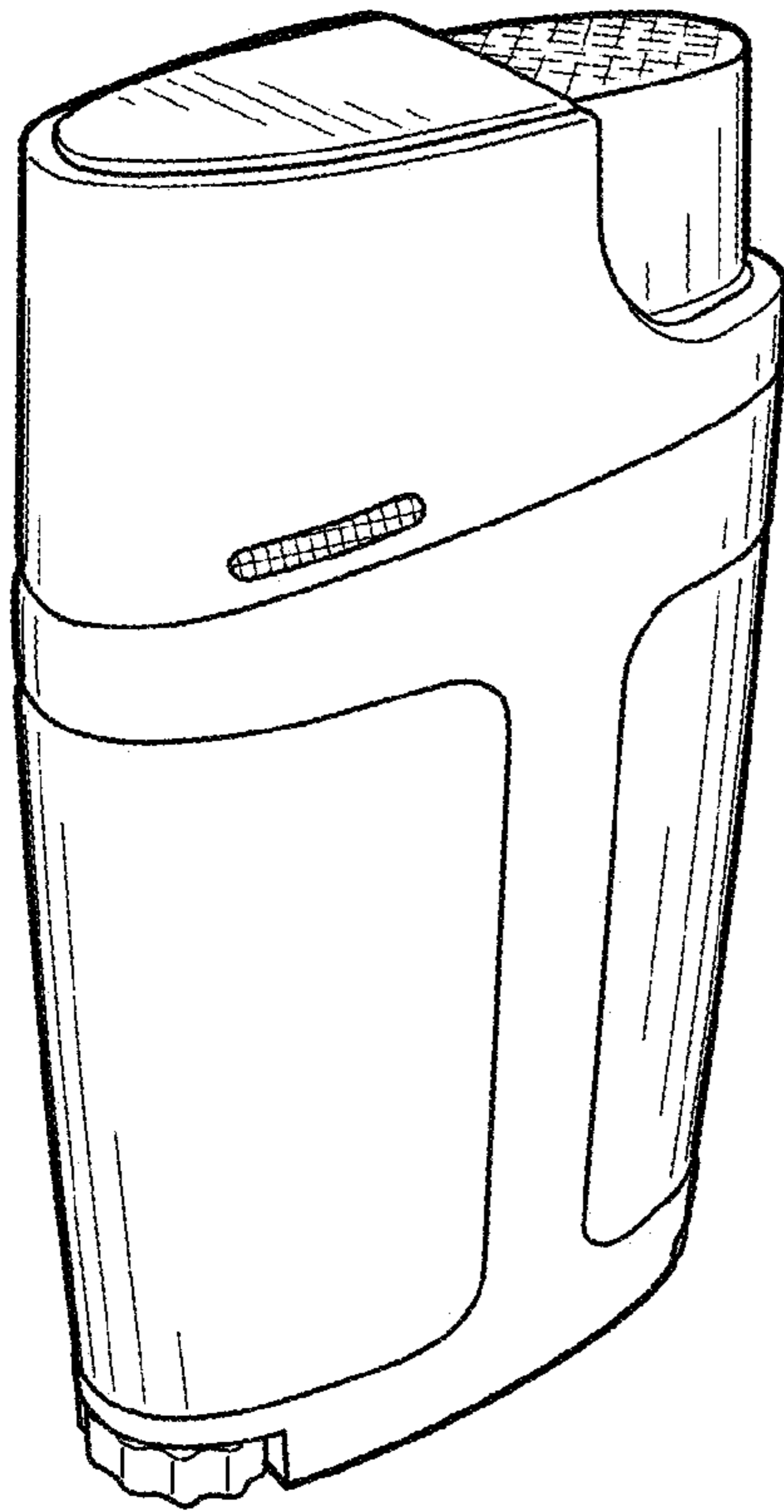


Fig. 1

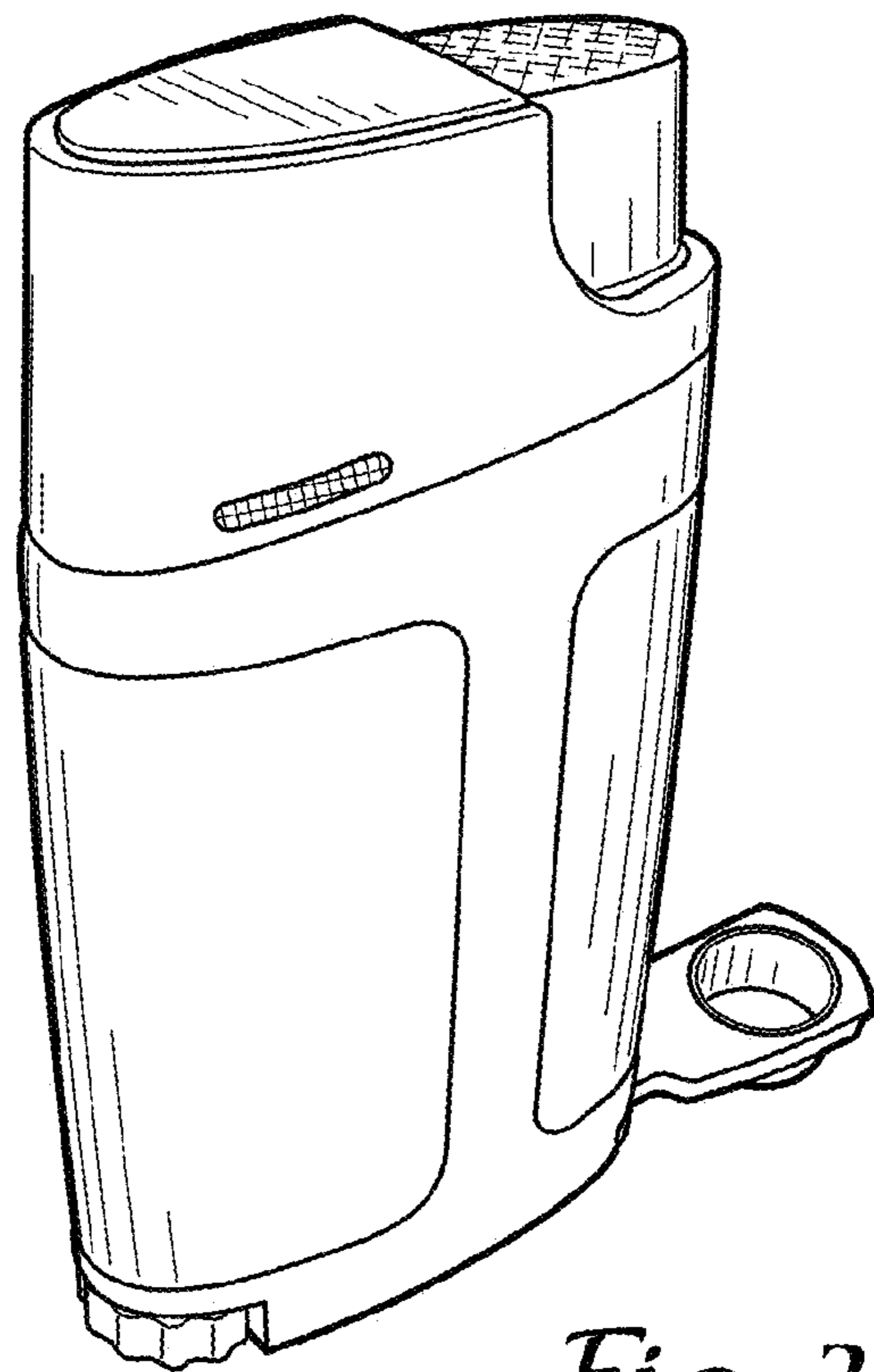


Fig. 2

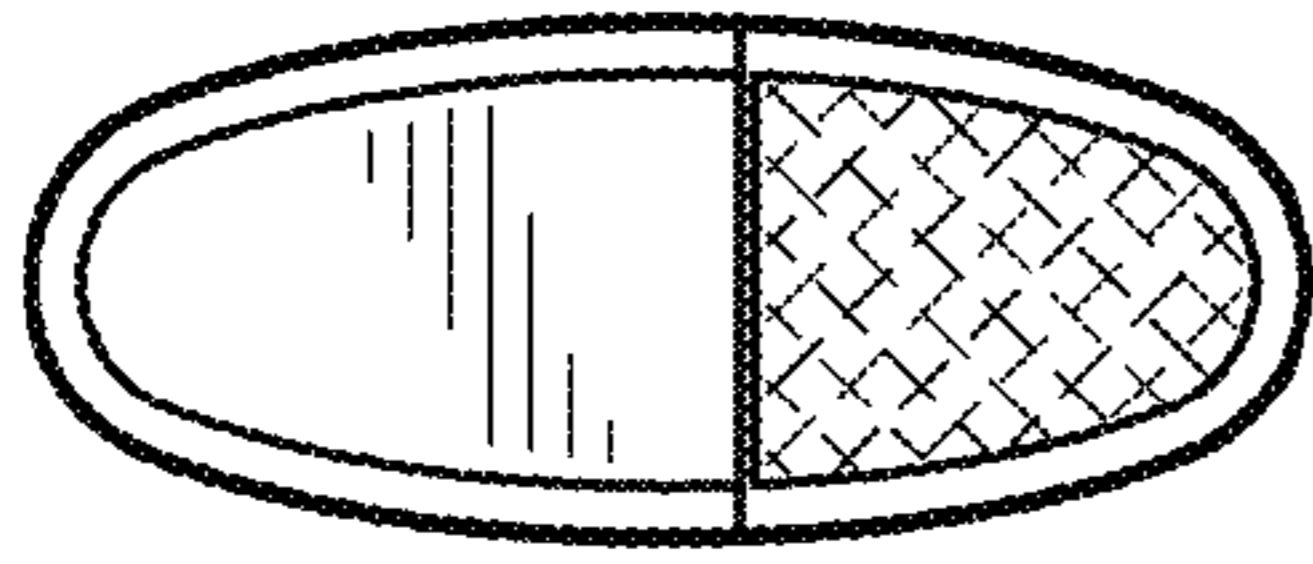


Fig. 3

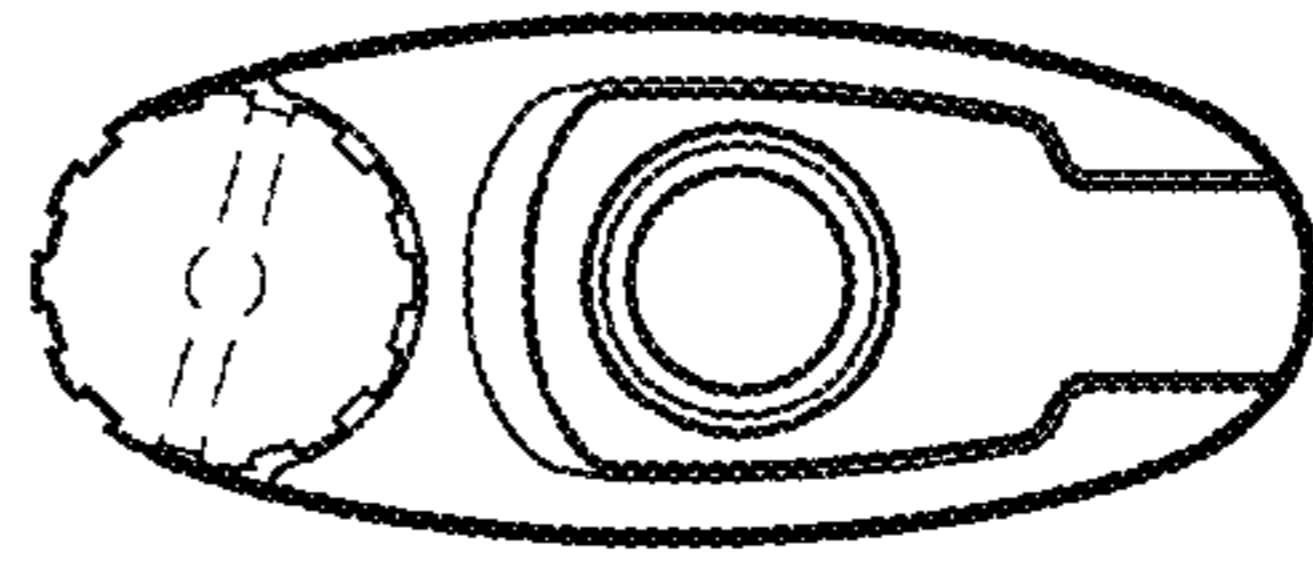


Fig. 4

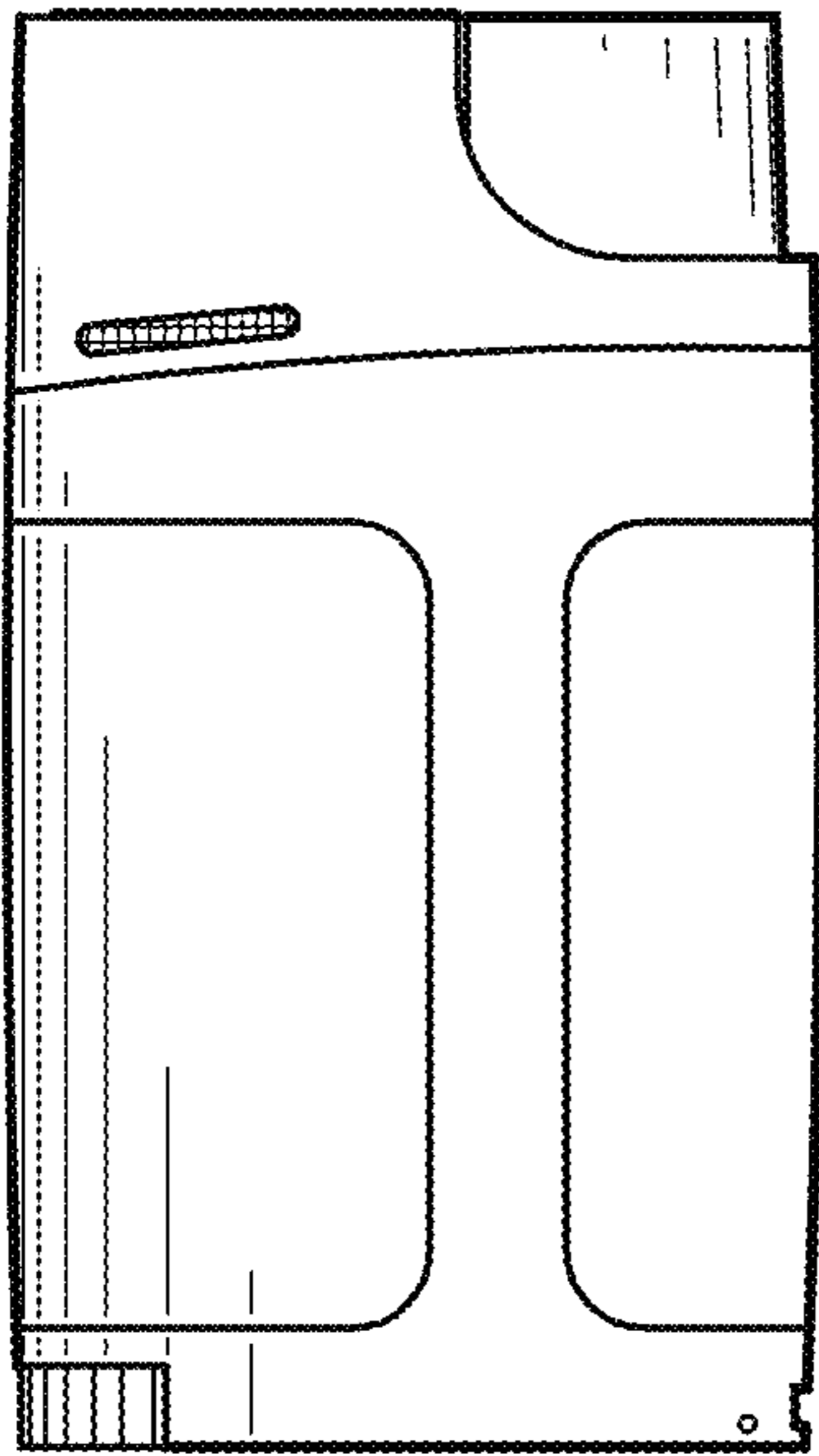


Fig. 5

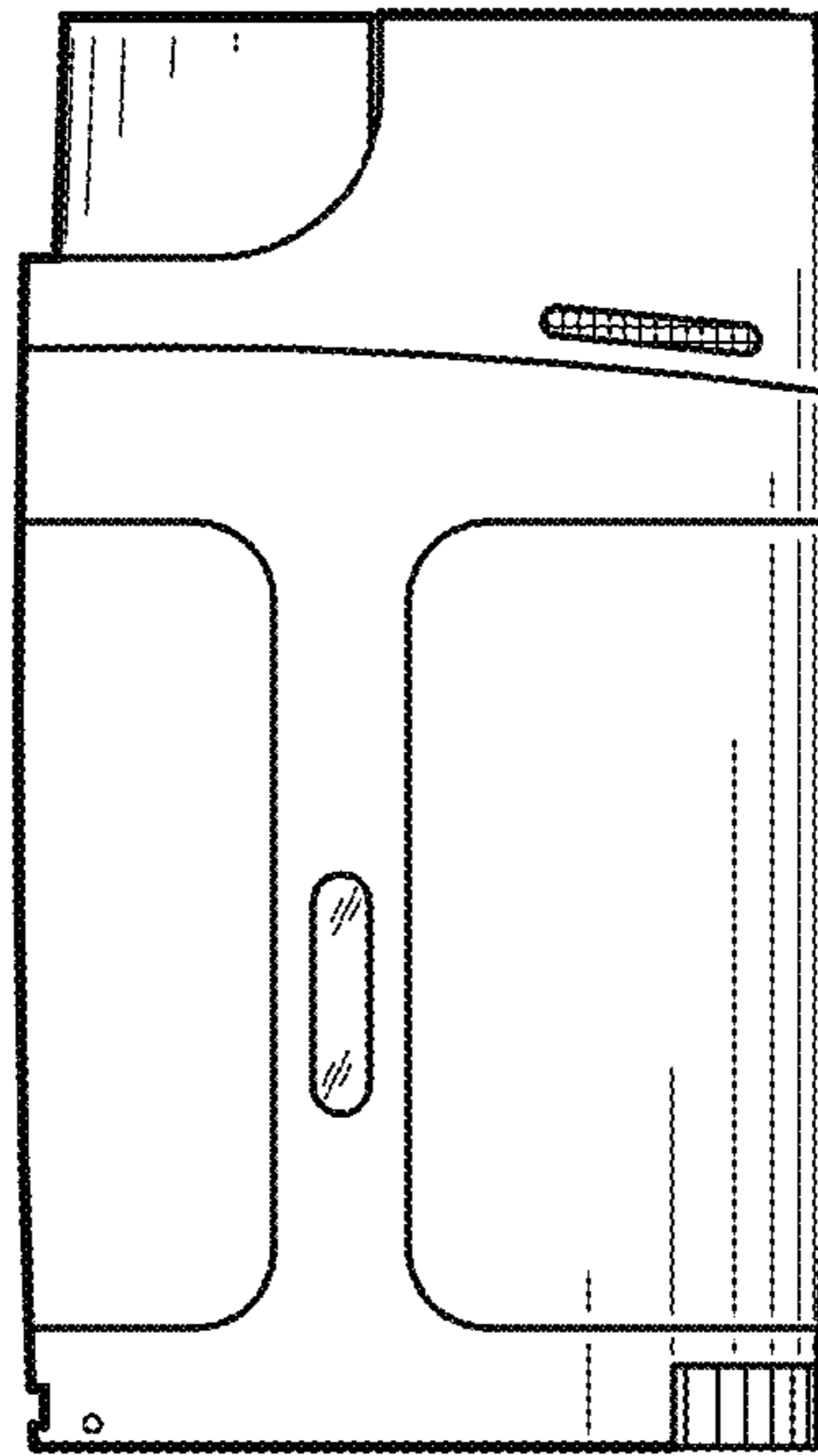


Fig. 6




Fig. 7

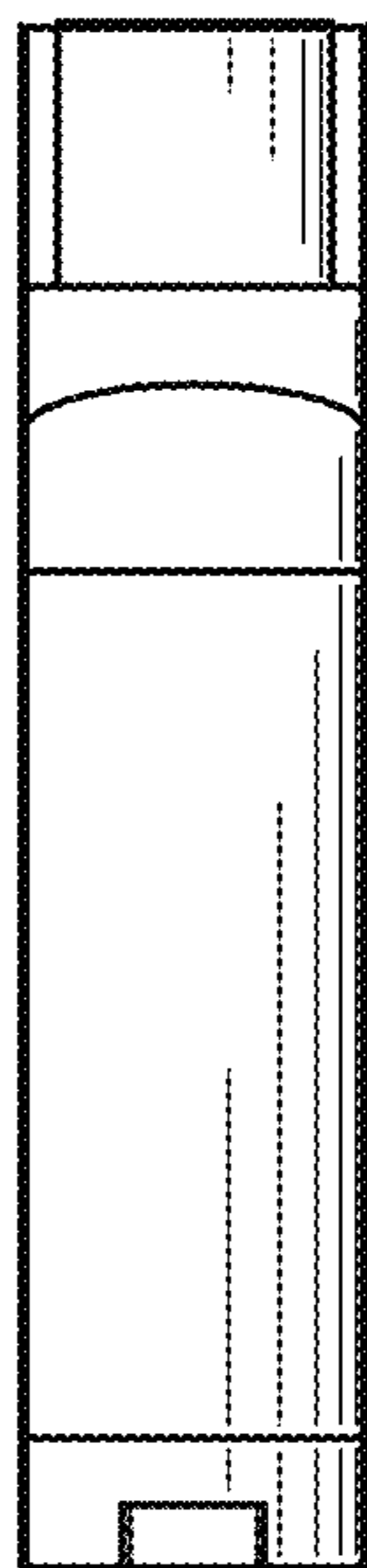


Fig. 8