



US00D742061S

(12) **United States Design Patent**  
**Chen**

(10) **Patent No.:** **US D742,061 S**

(45) **Date of Patent:** **\*\* Oct. 27, 2015**

(54) **LIGHTER**

(71) Applicant: **Peter Chen**, El Monte, CA (US)

(72) Inventor: **Peter Chen**, El Monte, CA (US)

(\*\*) Term: **14 Years**

(21) Appl. No.: **29/463,314**

(22) Filed: **Oct. 10, 2013**

(51) **LOC (10) Cl.** ..... **27-05**

(52) **U.S. Cl.**  
USPC ..... **D27/142**

(58) **Field of Classification Search**  
USPC ..... D27/129, 130, 139, 141-143, 153-157,  
D27/160, 161, 172, 174, 175, 183, 187;  
131/185, 243, 248, 249; 431/135, 152,  
431/253; 206/86; D8/34; 7/151  
CPC ..... A24F 13/26; A24F 13/24; A24F 13/20;  
A24F 15/00; F23Q 2/00; F23Q 2/06; F23Q  
2/34; F23Q 2/36

See application file for complete search history.

(56) **References Cited**

**U.S. PATENT DOCUMENTS**

4,361,920	A *	12/1982	Zanni	7/151
4,560,344	A *	12/1985	Kietaibl	431/253
4,569,653	A *	2/1986	Becker et al.	431/253
4,642,827	A *	2/1987	Karuzas	7/151
4,854,856	A *	8/1989	Steiger, Jr. et al.	431/253
4,923,392	A *	5/1990	Moynihan, III	431/253

D308,929	S *	7/1990	Greig et al.	D8/34
D374,740	S *	10/1996	Seaman et al.	D27/142
D433,297	S *	11/2000	Haas	D8/34
D436,008	S *	1/2001	Klein et al.	D8/34
D452,037	S *	12/2001	Smith	D27/143
D458,098	S *	6/2002	Hastings	D8/34
D473,437	S *	4/2003	Klein et al.	D8/34
6,544,030	B1 *	4/2003	Evers	431/253
D488,690	S *	4/2004	Haas et al.	D8/34
D535,683	S *	1/2007	Kessinger	D8/18
D654,068	S *	2/2012	Monaco et al.	D14/250
D694,743	S *	12/2013	Monaco et al.	D14/250
2013/0022933	A1 *	1/2013	Beard	431/253

\* cited by examiner

*Primary Examiner* — Susan Bennett Hattan

*Assistant Examiner* — Janice Hallmark

(74) *Attorney, Agent, or Firm* — Raymond Y. Chan; David and Raymond Patent Firm

(57) **CLAIM**

The ornamental design for a lighter, as shown and described.

**DESCRIPTION**

FIG. 1 is a perspective view of lighter showing my new design.

FIG. 2 is a front view thereof.

FIG. 3 is a rear view thereof.

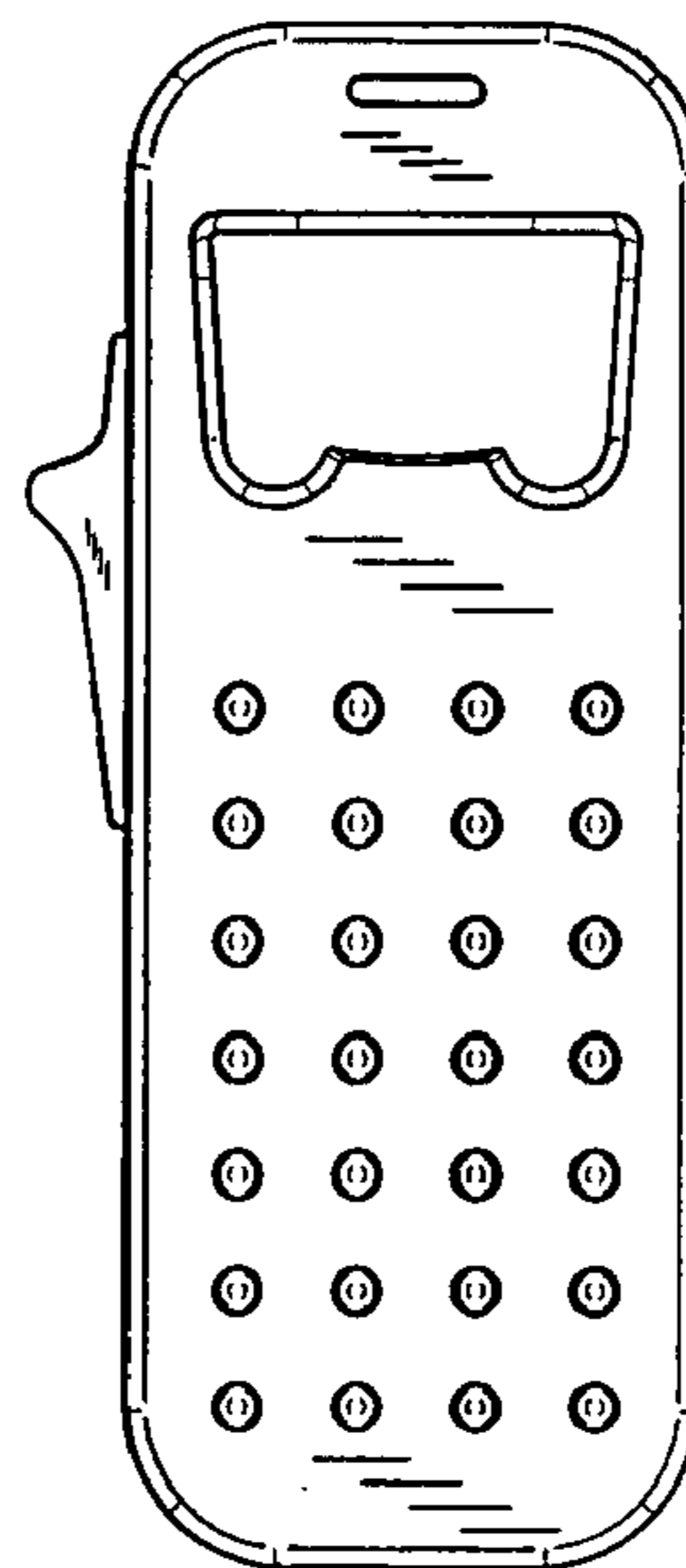
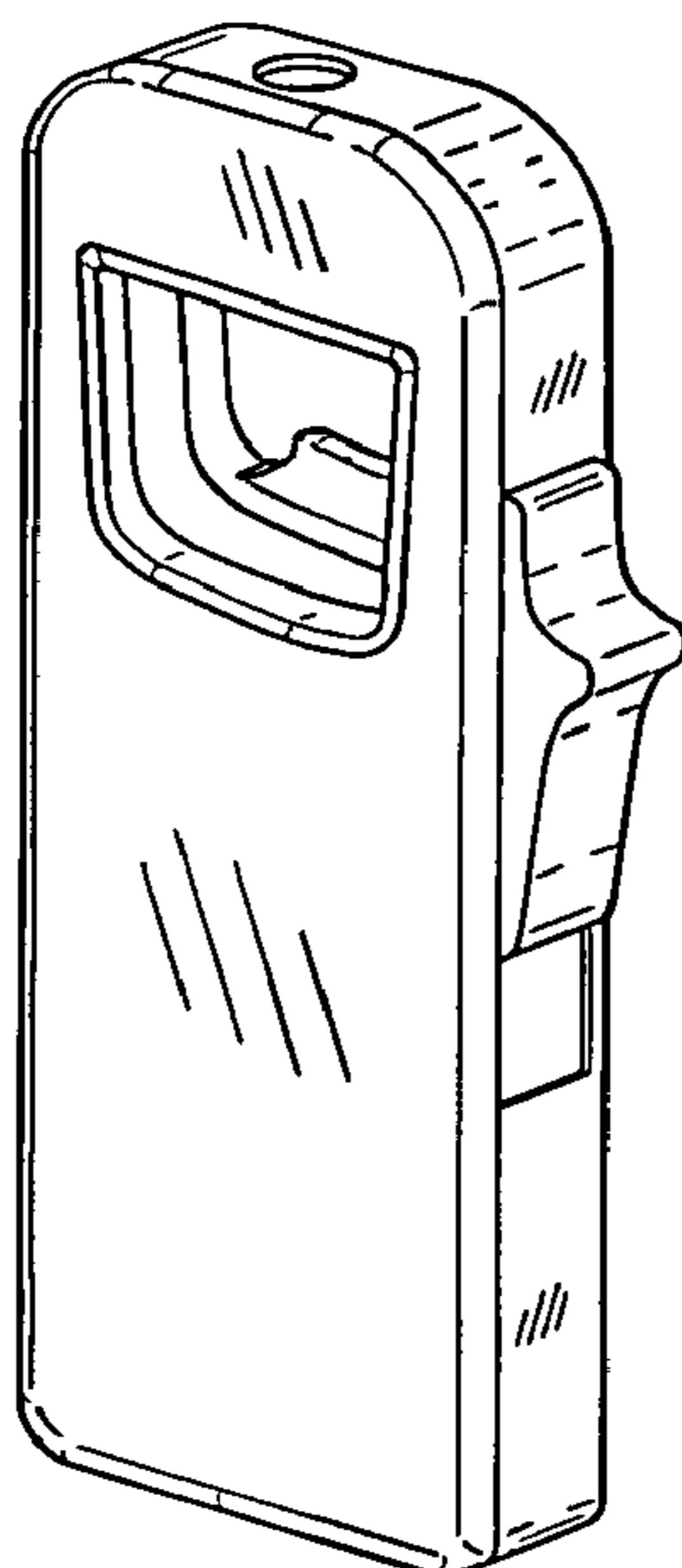
FIG. 4 is a right view thereof.

FIG. 5 is a left view thereof.

FIG. 6 is a top view thereof; and,

FIG. 7 is a bottom view thereof.

**1 Claim, 1 Drawing Sheet**



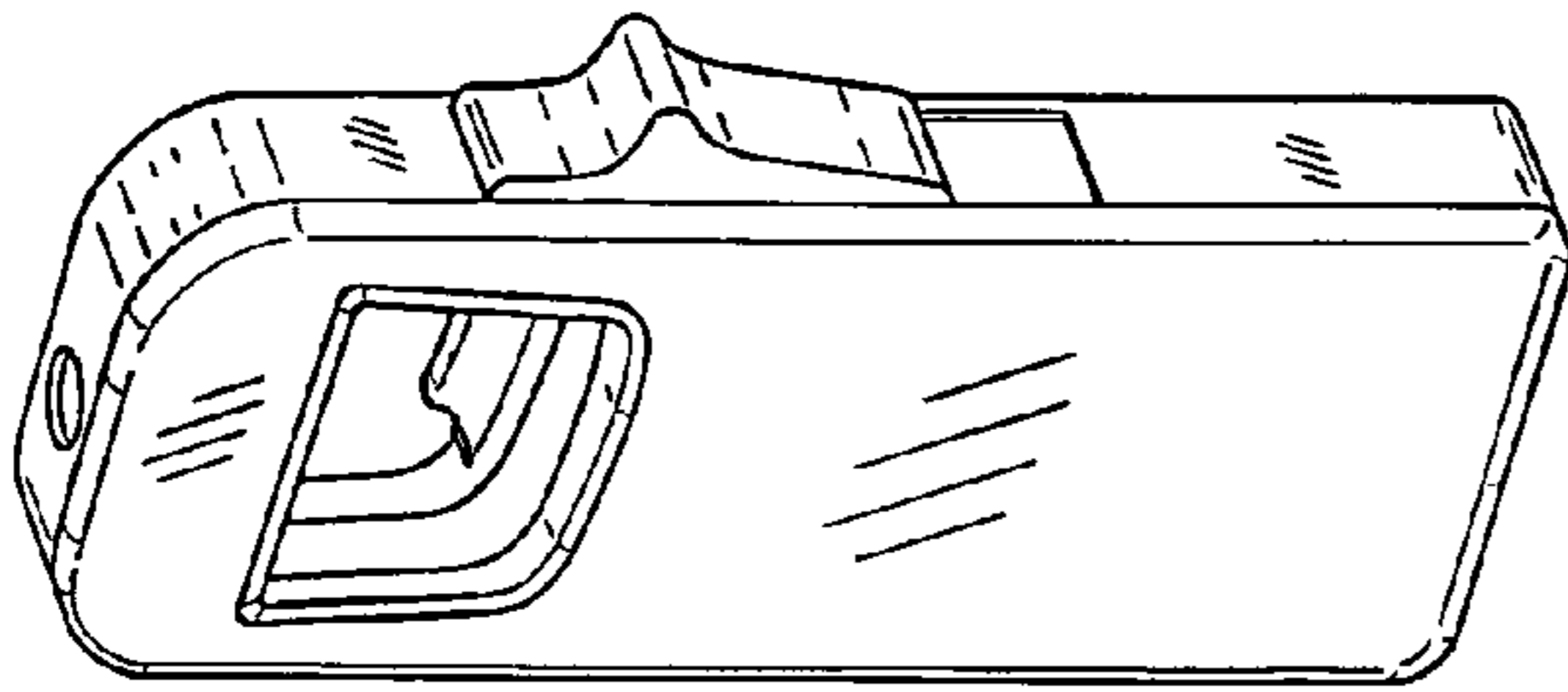


FIG. 1

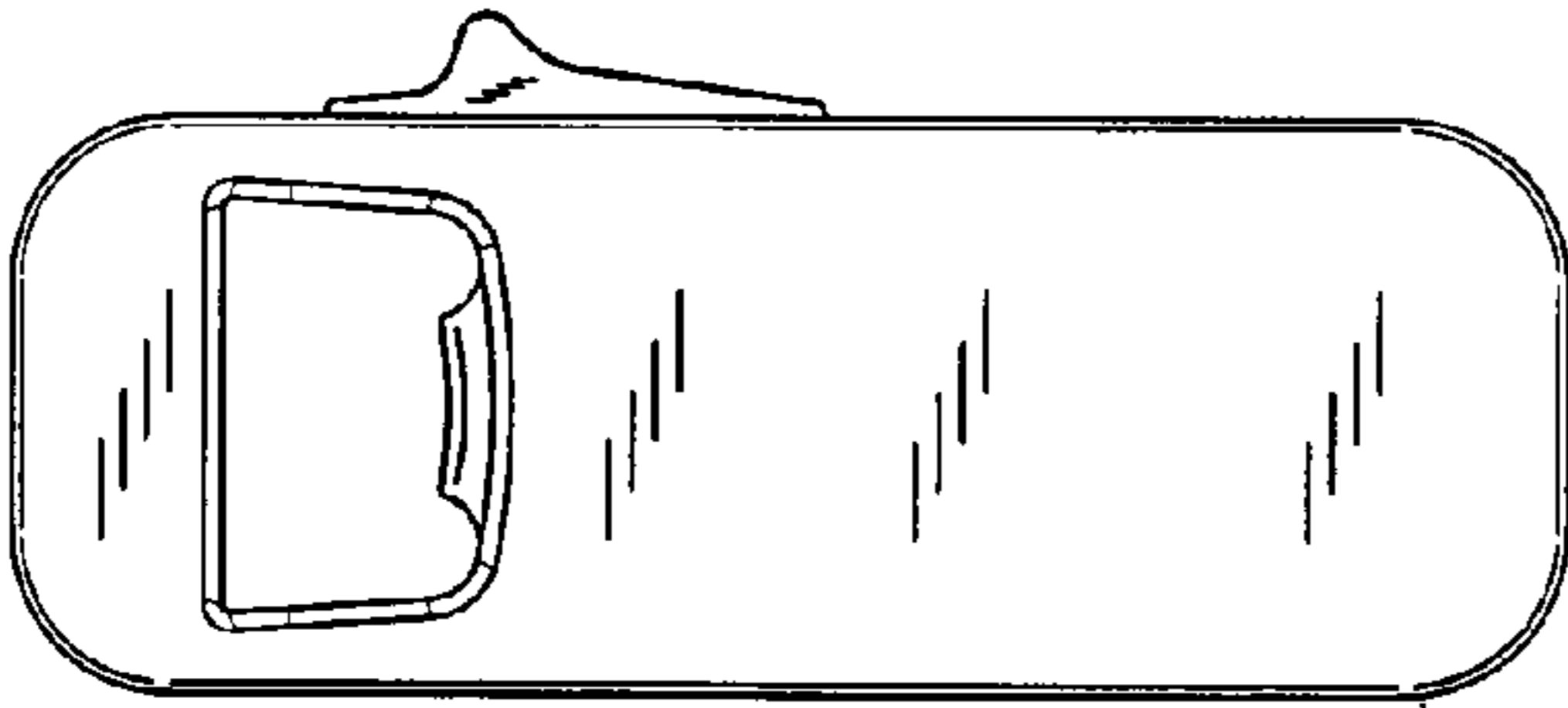


FIG. 2

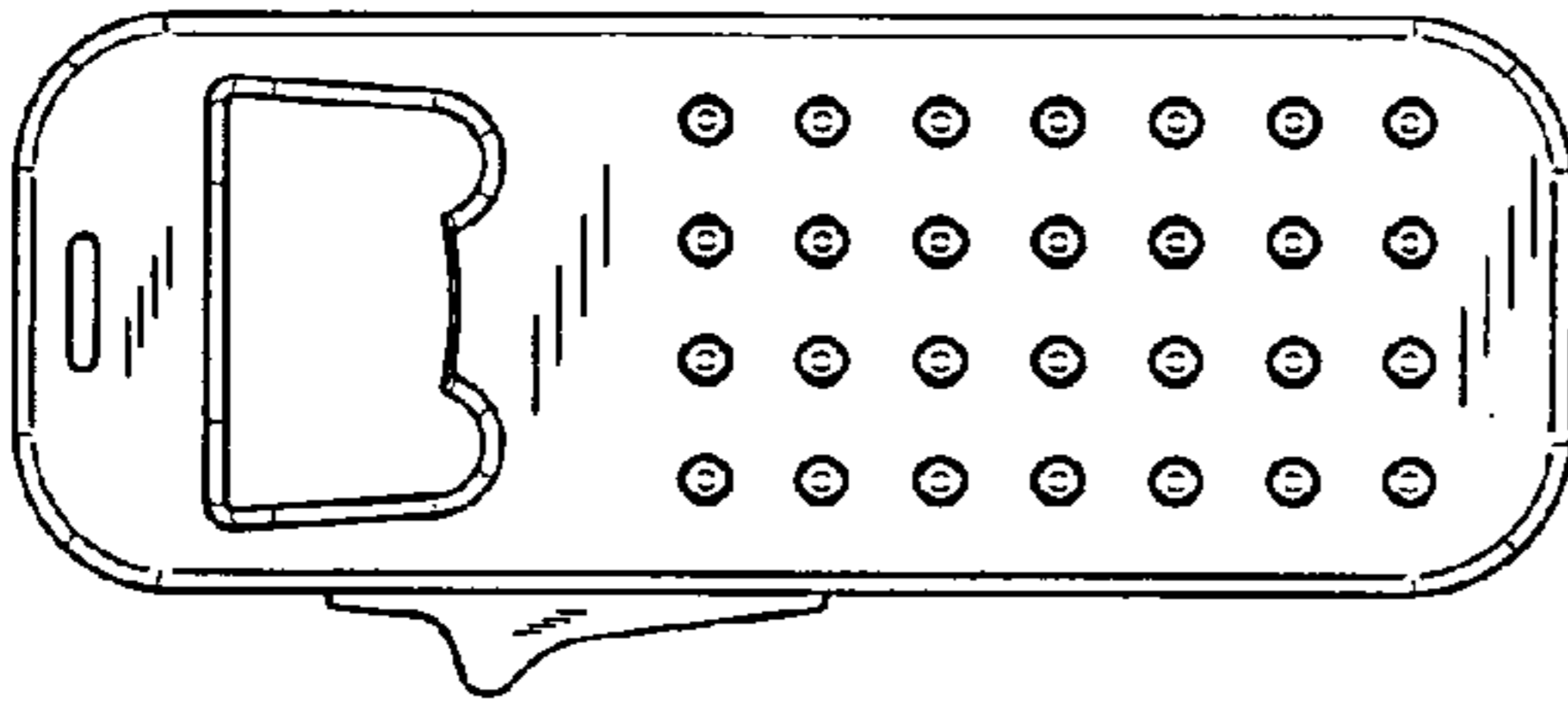


FIG. 3

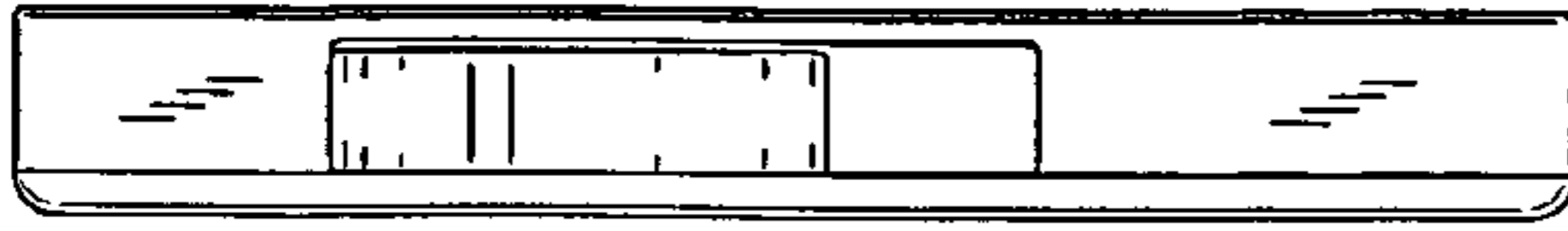


FIG. 4




FIG. 5

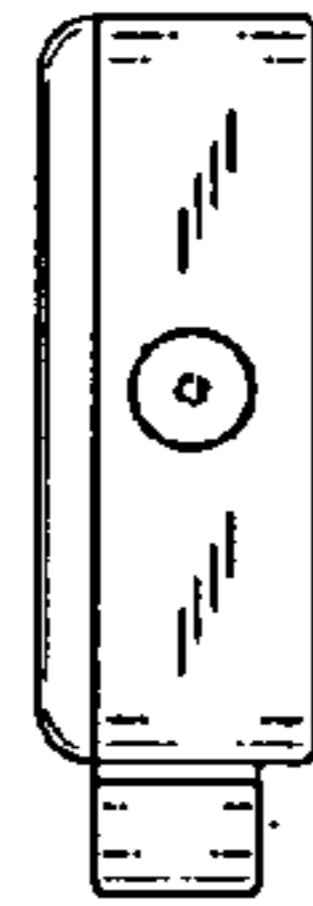


FIG. 6

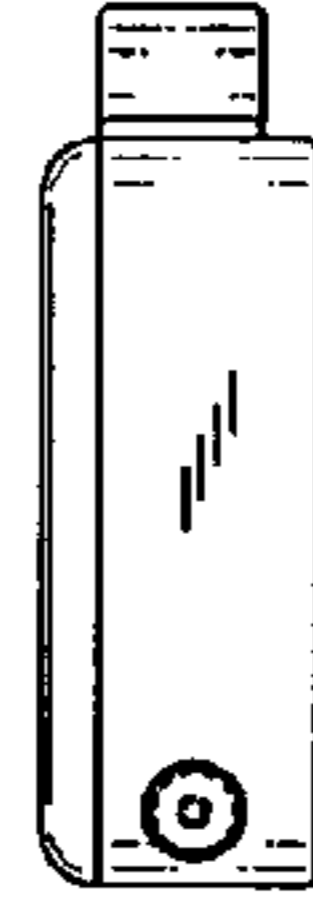


FIG. 7