



US00D742025S

(12) **United States Design Patent**
Callow

(10) **Patent No.:** **US D742,025 S**

(45) **Date of Patent:** **** Oct. 27, 2015**

(54) **HOLLOW PLUG**

(71) Applicant: **Steve Callow**, Fort Lauderdale, FL (US)

(72) Inventor: **Steve Callow**, Fort Lauderdale, FL (US)

(73) Assignee: **Perfect Fit Brand, Inc.**, Fort Lauderdale, FL (US)

(**) Term: **14 Years**

(21) Appl. No.: **29/494,181**

(22) Filed: **Jun. 18, 2014**

(51) **LOC (10) Cl.** **28-03**

(52) **U.S. Cl.**

USPC **D24/214**

(58) **Field of Classification Search**

USPC D24/200, 211, 212, 213, 214, 215;
601/19, 27-32, 46, 49, 52, DIG. 12,
601/DIG. 14, DIG. 15, DIG. 16, DIG. 17;
D21/685

CPC A61H 19/30; A61H 19/32; A61H 19/34;
A61H 19/40; A61H 19/44; A61H 19/50;
A61H 19/00; A61H 2201/0153; A61H
2201/0207; A61H 2201/0263; A61H
2201/0111; A61H 2201/1253; A61H
2205/082; A61H 2205/085; A61H 15/0085

See application file for complete search history.

(56) **References Cited**

U.S. PATENT DOCUMENTS

| | | | | | | |
|-----------|---|---|---------|---------------|-------|---------|
| D282,949 | S | * | 3/1986 | Arve | | D21/662 |
| D384,417 | S | * | 9/1997 | Zurbay | | D24/214 |
| 5,817,037 | A | * | 10/1998 | Zurbay | | 601/135 |
| D408,543 | S | * | 4/1999 | Back | | D24/211 |
| D607,116 | S | * | 12/2009 | Morganstern | | D24/214 |
| D637,728 | S | * | 5/2011 | Sevier et al. | | D24/211 |
| D719,665 | S | * | 12/2014 | Callow | | D24/214 |

* cited by examiner

Primary Examiner — Sandra Snapp

(74) *Attorney, Agent, or Firm* — Peter A. Koziol; Assouline & Berlowe, P.A.

(57) **CLAIM**

The ornamental design for a hollow plug, as shown and described.

DESCRIPTION

FIG. 1 is a rear perspective view of the hollow plug present invention;

FIG. 2 is a front perspective view of the invention shown in FIG. 1;

FIG. 3 is a side elevational view of the invention shown in FIG. 1;

FIG. 4 is a top view of the invention shown in FIG. 1;

FIG. 5 is a front end view of the invention shown in FIG. 1; and,

FIG. 6 is a rear end view of the invention shown in FIG. 1.

The claimed design and illustrations shown in the drawings depict a hollow plug.

1 Claim, 6 Drawing Sheets

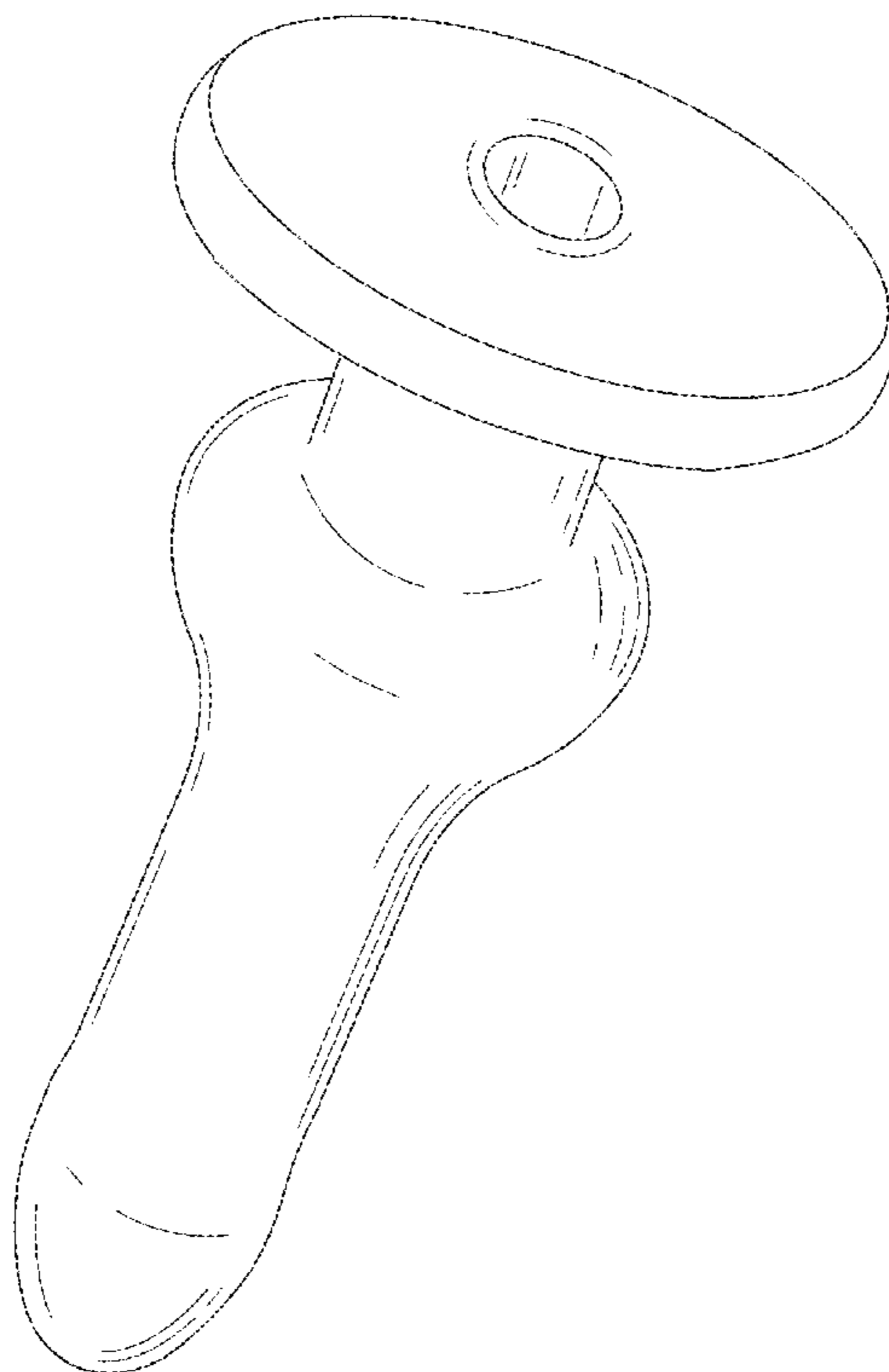




FIG. 1



FIG. 2

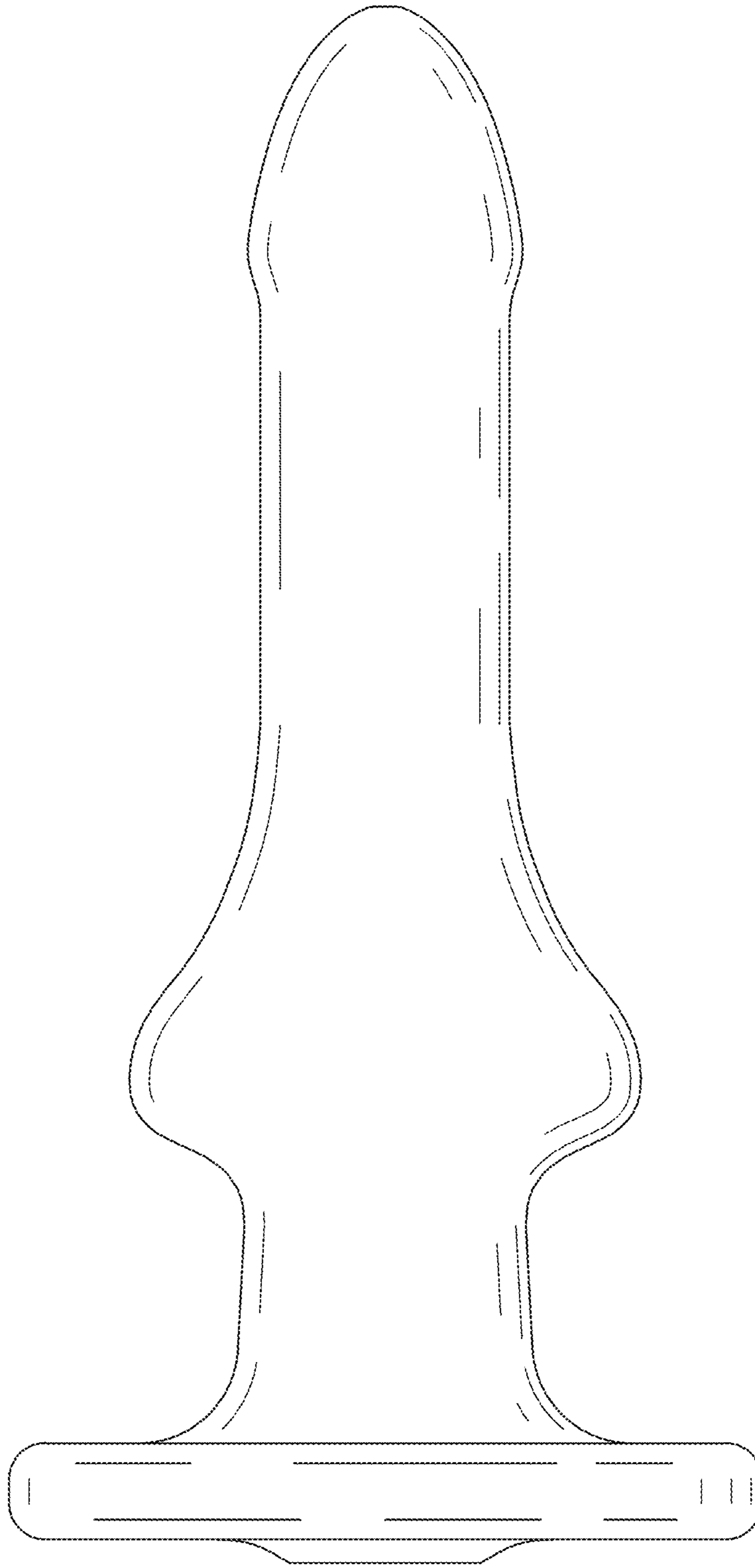


FIG. 3

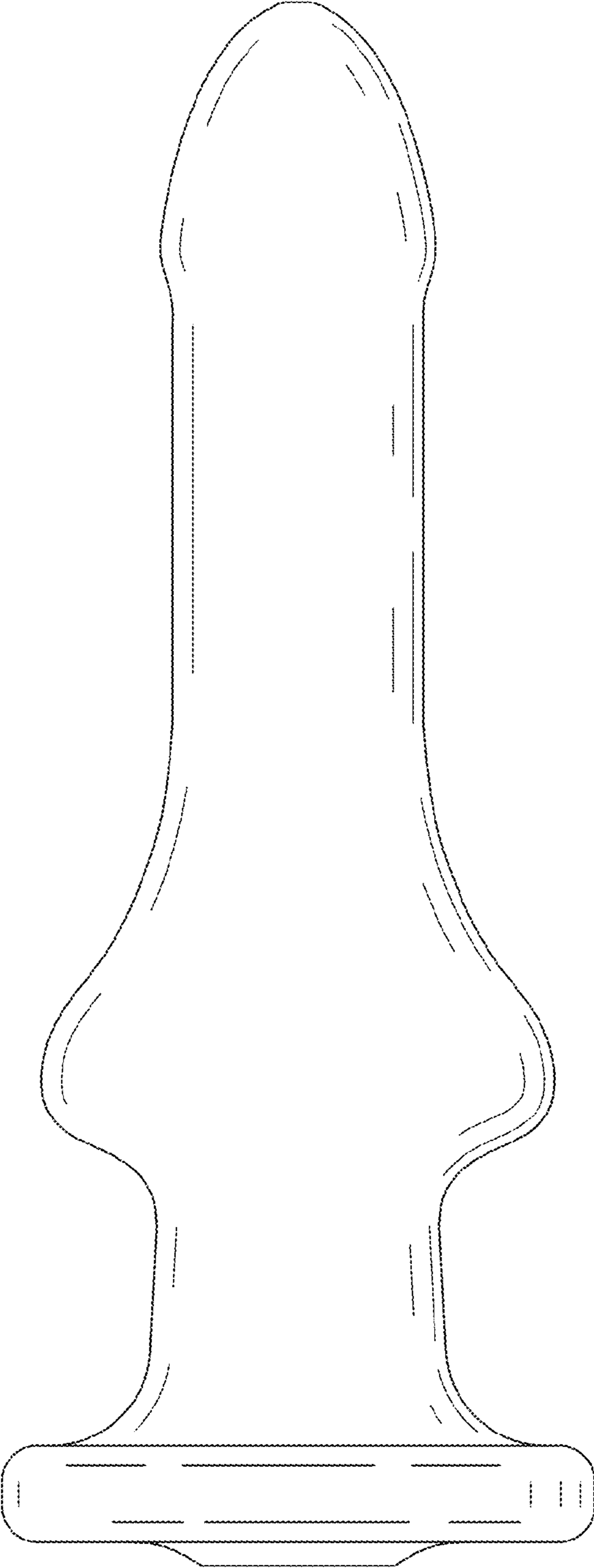


FIG. 4




FIG. 5

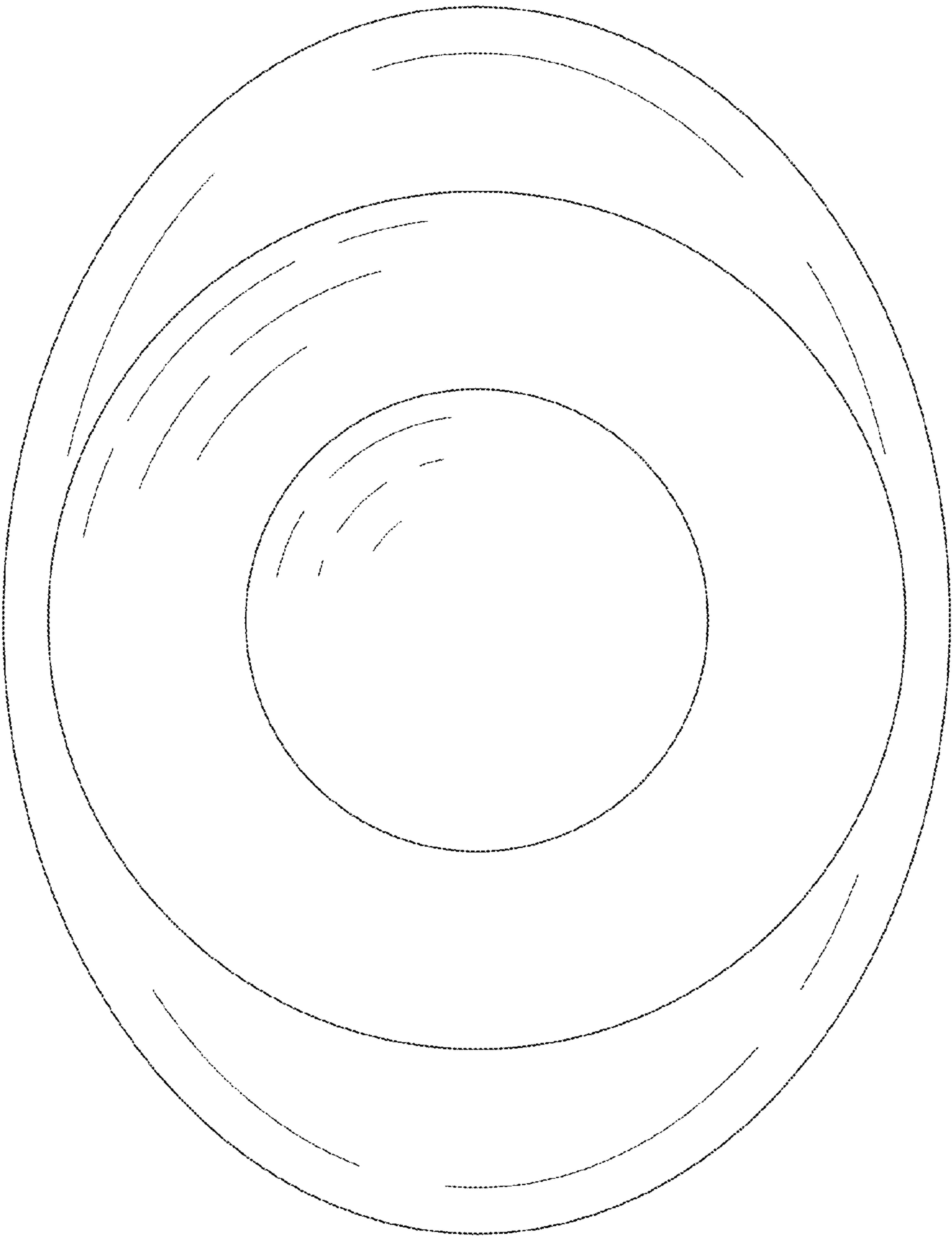


FIG. 6