



US00D742021S

(12) **United States Design Patent**
Labuschagne et al.

(10) **Patent No.:** **US D742,021 S**

(45) **Date of Patent:** **** Oct. 27, 2015**

(54) **HEADPHONE CONTROLLER**

(71) Applicant: **Brainique AG**, Stans (CH)

(72) Inventors: **Jaen Frederik Labuschagne**, Cape Town (ZA); **Robert Grey**, Cape Town (ZA)

(73) Assignee: **Brainique AG**

(**) Term: **14 Years**

(21) Appl. No.: **29/478,485**

(22) Filed: **Jan. 6, 2014**

(51) **LOC (10) Cl.** **24-01**

(52) **U.S. Cl.**
USPC **D24/200**

(58) **Field of Classification Search**
USPC D10/49, 57, 60, 61, 75, 77, 125;
D13/103, 107, 127, 180; D24/158,
D24/187, 188, 200, 206, 209, 210, 211, 214,
D24/232; 429/96, 97, 98, 99, 100, 159, 163,
429/176; 606/9
CPC A61B 18/203; A61B 2018/00458
See application file for complete search history.

(56) **References Cited**

U.S. PATENT DOCUMENTS

D26,840 S * 3/1897 Hochster D13/103
D319,793 S * 9/1991 Dubut D10/60
D443,584 S * 6/2001 Breyton D13/103

D459,298 S * 6/2002 Locke et al. D13/103
D489,679 S * 5/2004 Wong D13/103
D555,085 S * 11/2007 Kim D13/103
D588,696 S * 3/2009 Mantle et al. D24/144
D618,168 S * 6/2010 Baxter et al. D13/107
D635,271 S * 3/2011 Azar et al. D24/200
2004/0030325 A1* 2/2004 Cahir et al. 606/9
2006/0149223 A1* 7/2006 Hwang et al. 606/9
2012/0165800 A1* 6/2012 Keeney et al. 606/9

* cited by examiner

Primary Examiner — Robert M Spear

Assistant Examiner — Darcey E Heflin

(74) *Attorney, Agent, or Firm* — Wolf, Greenfield & Sacks, P.C.

(57) **CLAIM**

We claim the ornamental design for a headphone controller, as shown and described.

DESCRIPTION

FIG. 1 is an upper left front perspective view of a headphone controller;

FIG. 2 is a front elevational view of a headphone controller;

FIG. 3 is a right side elevational view of a headphone controller, the left side is a mirror image thereof;


FIG. 4 is a rear elevational view of a headphone controller;

FIG. 5 is a top plan view of a headphone controller; and,

FIG. 6 is a bottom plan view of a headphone controller.

In the drawings, the broken lines depict unclaimed portions of the article and form no part of the claimed design.

1 Claim, 3 Drawing Sheets






FIG. 1




FIG. 2

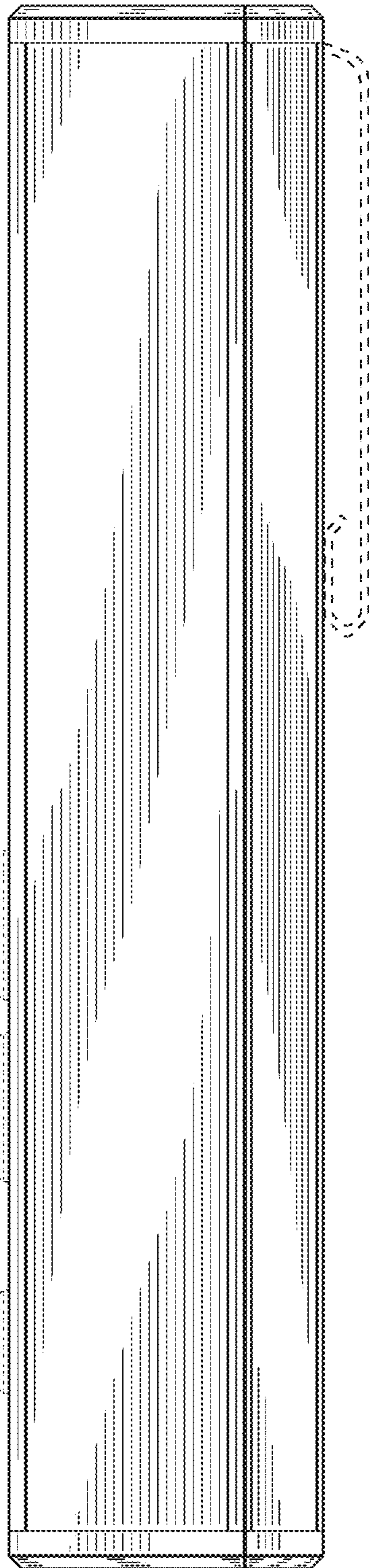


FIG. 3

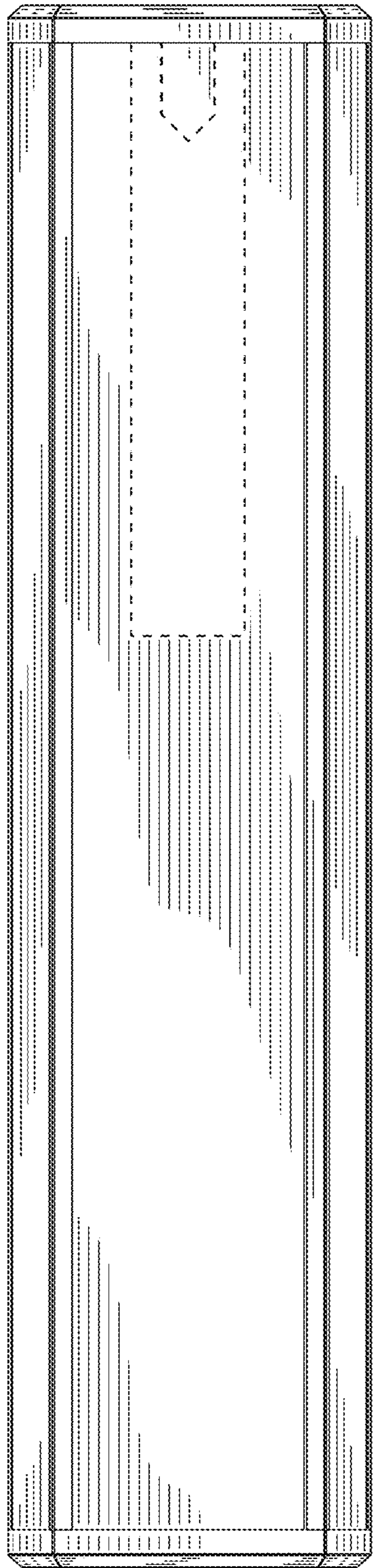


FIG. 4

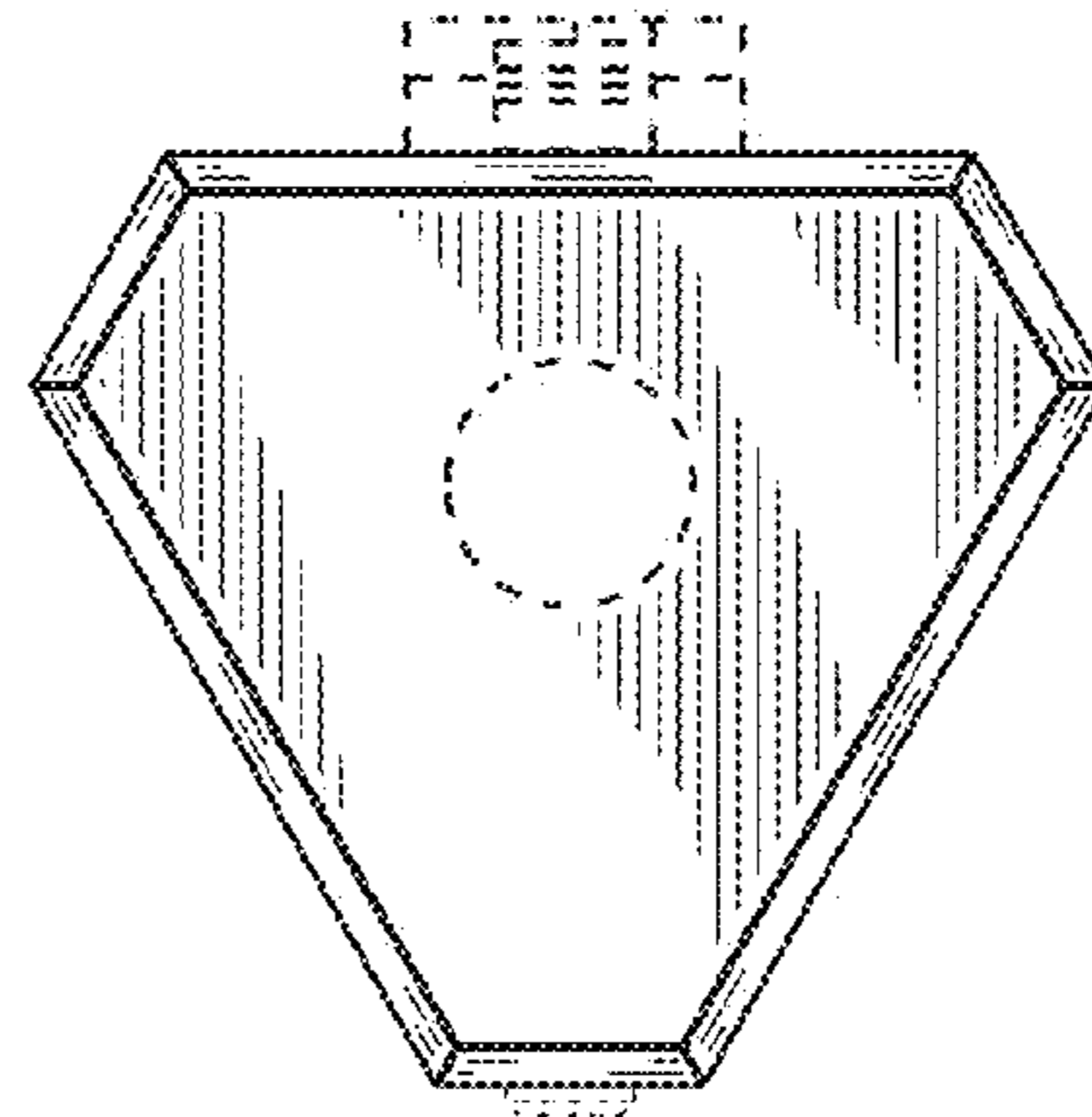


FIG. 5

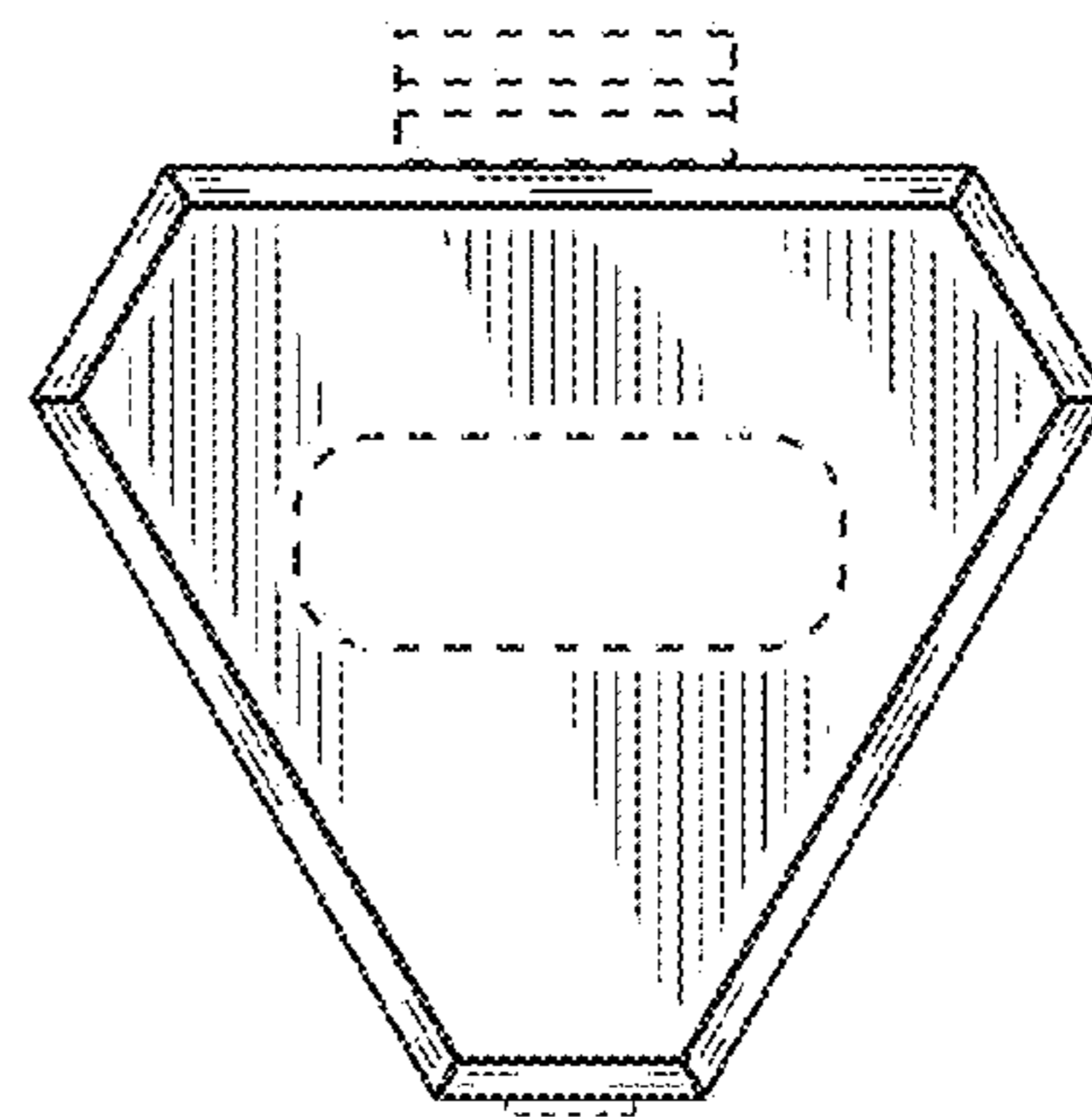


FIG. 6