



US00D742007S

(12) **United States Design Patent**
Schuetz

(10) **Patent No.:** **US D742,007 S**

(45) **Date of Patent:** **** Oct. 27, 2015**

(54) **ANGLED ELEVATOR**

(71) Applicant: **Eric J. Schuetz**, Davie, FL (US)

(72) Inventor: **Eric J. Schuetz**, Davie, FL (US)

(**) Term: **14 Years**

(21) Appl. No.: **29/493,012**

(22) Filed: **Jun. 4, 2014**

(51) **LOC (10) Cl.** **24-02**

(52) **U.S. Cl.**
USPC **D24/152**

(58) **Field of Classification Search**
USPC D24/152, 133, 146-147; D8/21, 25, 29,
D8/82, 83, 85, 86, 87, 107
CPC .. A61B 17/7082; A61B 17/8875; A61C 3/14;
A61C 3/00
See application file for complete search history.

(56) **References Cited**

U.S. PATENT DOCUMENTS

| | | | | |
|-----------|-----|---------|----------------|----------|
| 2,154,751 | A * | 4/1939 | Hoskins | 433/144 |
| 3,060,582 | A * | 10/1962 | Kopp | 433/141 |
| D201,171 | S * | 5/1965 | Knudsen et al. | D8/83 |
| 3,884,282 | A * | 5/1975 | Dobrosielski | 81/439 |
| 4,038,719 | A * | 8/1977 | Bennett | 16/430 |
| 4,204,330 | A * | 5/1980 | Ford, Jr. | 433/148 |
| D273,268 | S * | 4/1984 | Smith | D8/83 |
| 4,487,209 | A * | 12/1984 | Mehl | 600/567 |
| D278,027 | S * | 3/1985 | Tang | D8/82 |
| D285,835 | S * | 9/1986 | Hanses | D24/152 |
| D288,656 | S * | 3/1987 | Smith | D8/82 |
| 4,793,363 | A * | 12/1988 | Aushman et al. | 600/567 |
| 4,951,533 | A * | 8/1990 | Hillinger | 81/177.1 |
| D318,116 | S * | 7/1991 | Michelson | D24/147 |
| D342,313 | S * | 12/1993 | Hood et al. | D24/146 |
| D411,791 | S * | 7/1999 | Macor | D8/107 |
| D414,096 | S * | 9/1999 | Chapin et al. | D8/83 |
| D444,693 | S * | 7/2001 | Griese et al. | D8/107 |

(Continued)

Primary Examiner — Wan Laymon

Assistant Examiner — Mark Booker

(74) *Attorney, Agent, or Firm* — Nancy J. Flint, Esq.; Nancy J. Flint, Attorney At Law, P.A.

(57) **CLAIM**

The ornamental design for an angled elevator, as shown and described.

DESCRIPTION

FIG. 1 is a perspective view of a first embodiment of an angled elevator showing my new design;

FIG. 2 is a front view of a first embodiment of an angled elevator;

FIG. 3 is a right side view of a first embodiment of an angled elevator;

FIG. 4 is a back view of a first embodiment of an angled elevator;

FIG. 5 is a bottom view of a first embodiment of an angled elevator;

FIG. 6 is a top view of a first embodiment of an angled elevator;

FIG. 7 is a perspective view of a first embodiment of an angled elevator as used to extract a tooth;

FIG. 8 is a perspective view of a second embodiment of an angled elevator showing my new design;

FIG. 9 is a front view of a second embodiment of an angled elevator;

FIG. 10 is a right side view of a second embodiment of an angled elevator;

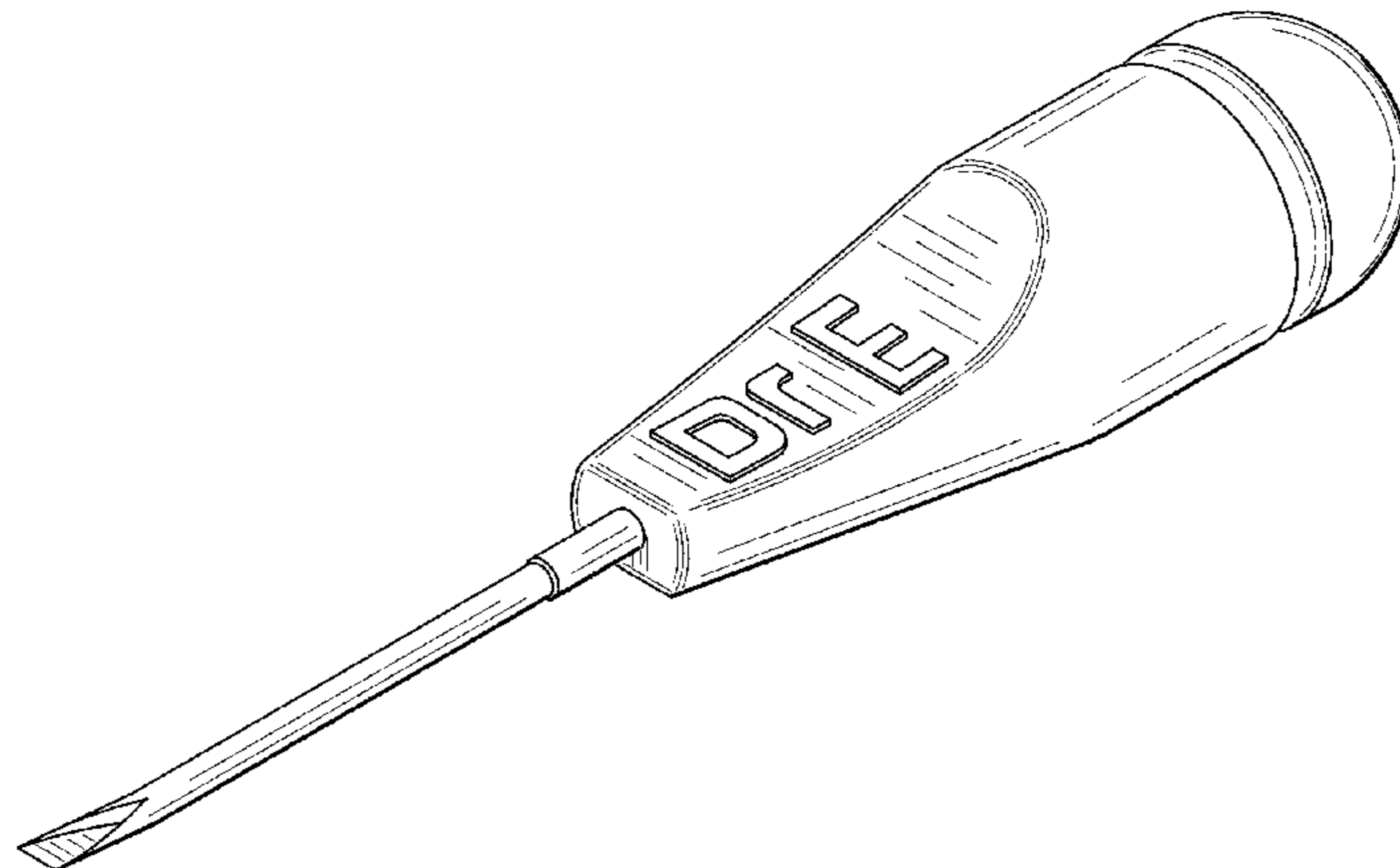
FIG. 11 is a back view of a second embodiment of an angled elevator;

FIG. 12 is a bottom view of a second embodiment of an angled elevator; and,

FIG. 13 is a top view of a second embodiment of an angled elevator.

Right side views not shown are mirror images of left side views. Any broken lines illustrative of environmental structure in the drawings are not part of the design sought to be patented.

1 Claim, 7 Drawing Sheets



(56)

References Cited

U.S. PATENT DOCUMENTS

| | | | | | | | |
|--------------|---------|----------------------|---------|----------------|---------|----------------------|---------|
| D468,978 S * | 1/2003 | Davidson et al. | D8/25 | D629,102 S * | 12/2010 | Murias et al. | D24/152 |
| D510,247 S * | 10/2005 | White | D8/68 | D646,544 S * | 10/2011 | Molina et al. | D8/83 |
| D517,388 S * | 3/2006 | Hsieh | D8/83 | D646,545 S * | 10/2011 | Molina et al. | D8/83 |
| D531,310 S * | 10/2006 | Wolter et al. | D24/133 | D658,285 S * | 4/2012 | Ryshkus et al. | D24/135 |
| D559,070 S * | 1/2008 | Singh et al. | D8/83 | D691,867 S * | 10/2013 | Su | D8/83 |
| D621,237 S * | 8/2010 | Papenfuss | D8/47 | D694,524 S * | 12/2013 | Erskine-Smith | D4/104 |
| D628,697 S * | 12/2010 | Murias | D24/152 | 8,770,969 B2 * | 7/2014 | Way et al. | 433/3 |
| | | | | D714,114 S * | 9/2014 | Robinson et al. | D8/25 |
| | | | | D715,437 S * | 10/2014 | Busch | D24/152 |
| | | | | D717,142 S * | 11/2014 | Jannitto, Jr. | D8/21 |

* cited by examiner

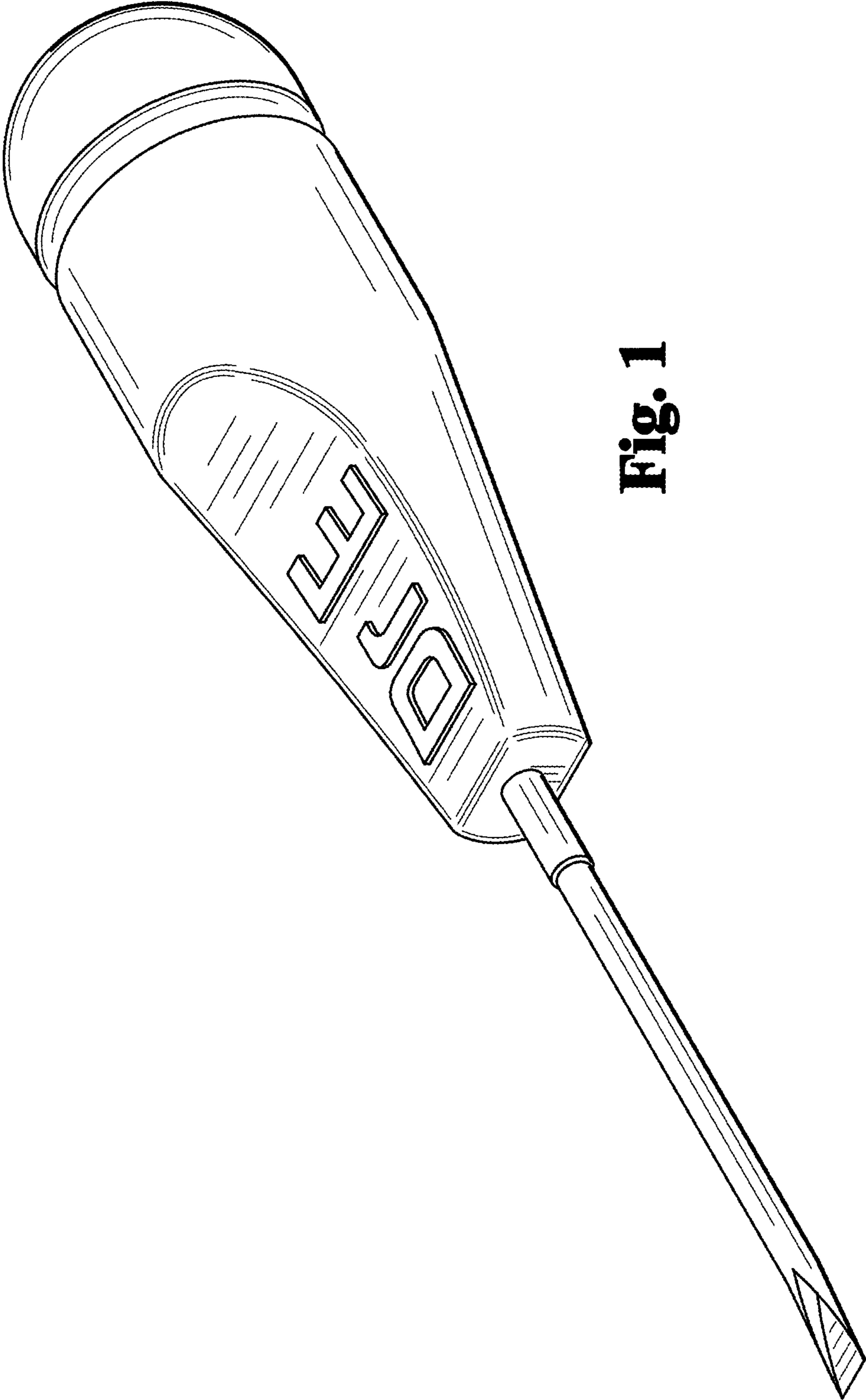


Fig. 1

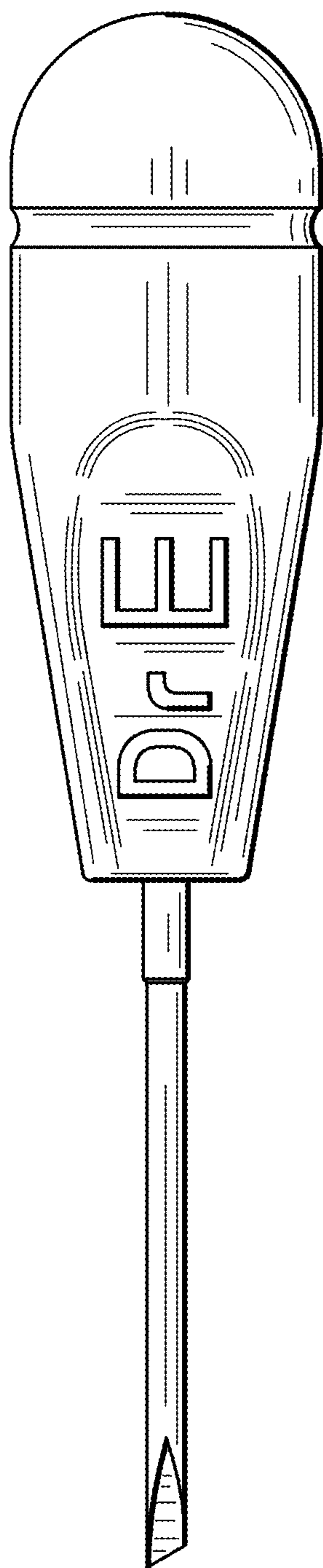


Fig. 2

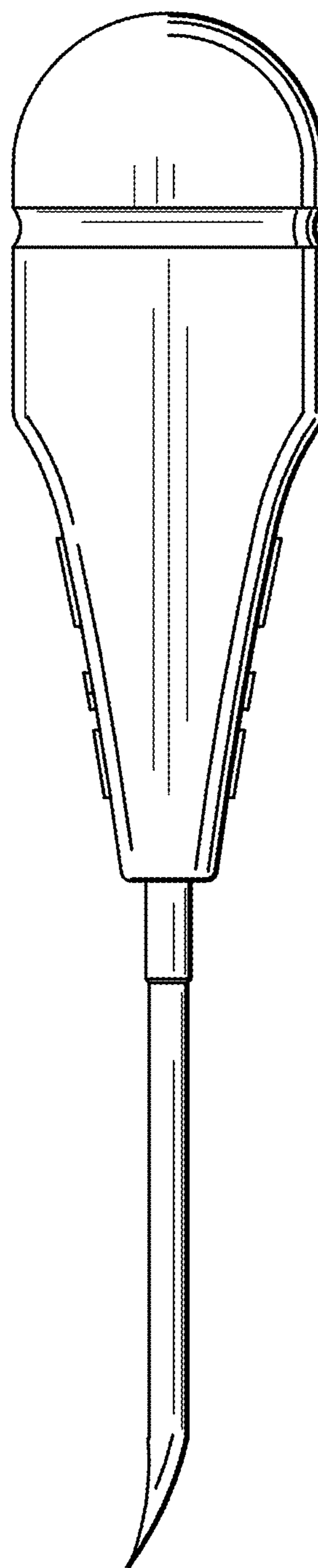


Fig. 3




Fig. 4




Fig. 5

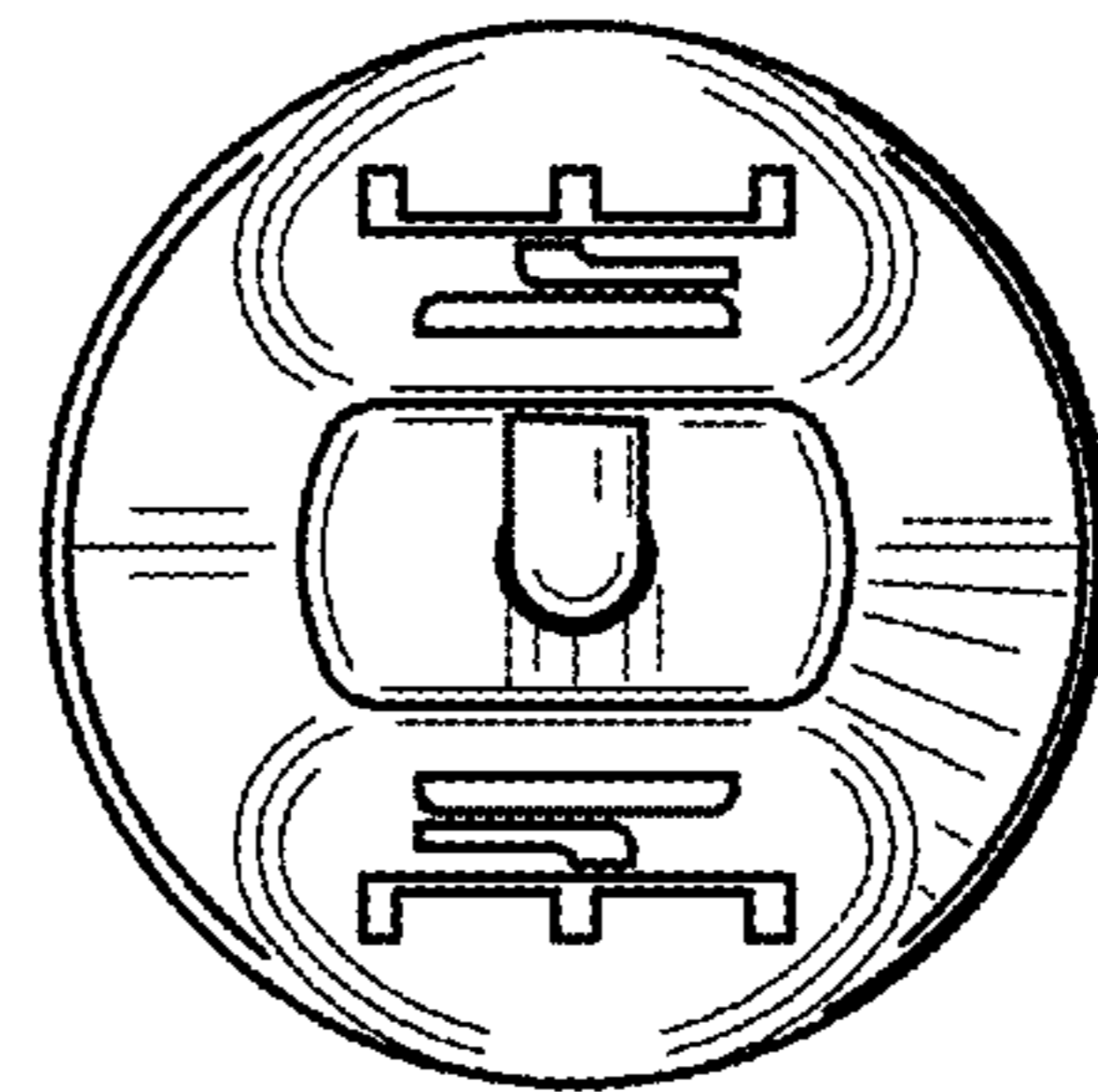


Fig. 6




Fig. 7

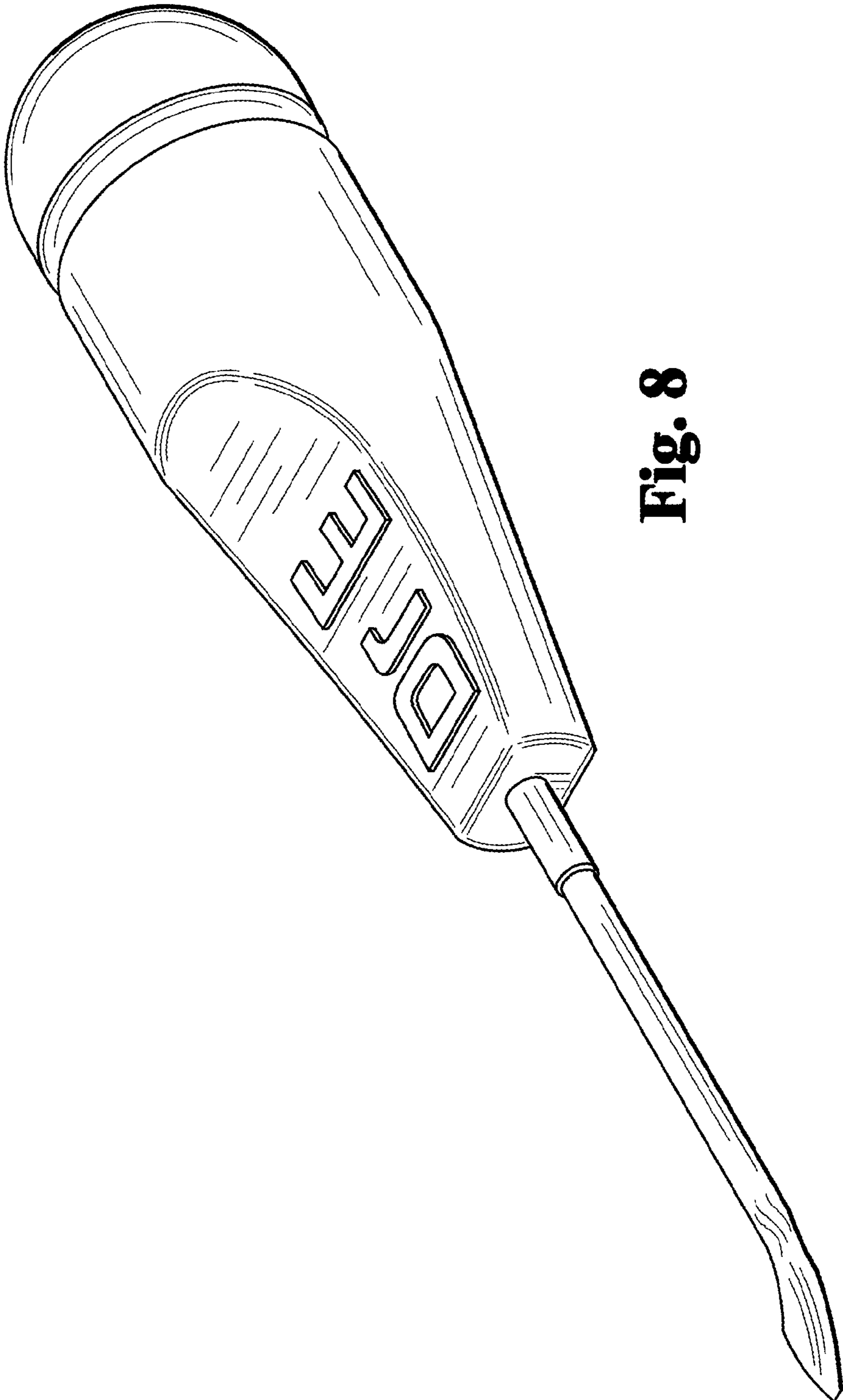


Fig. 8




Fig. 9

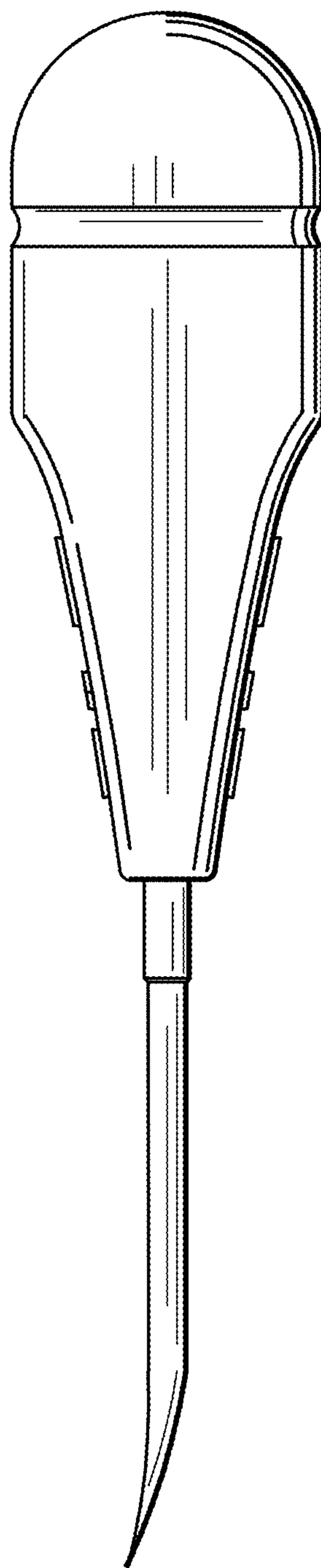


Fig. 10

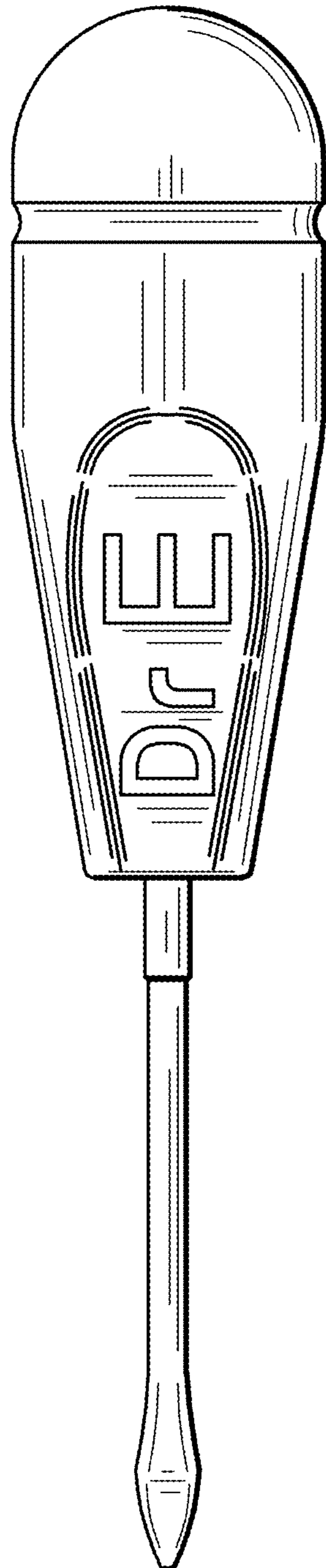


Fig. 11




Fig. 12

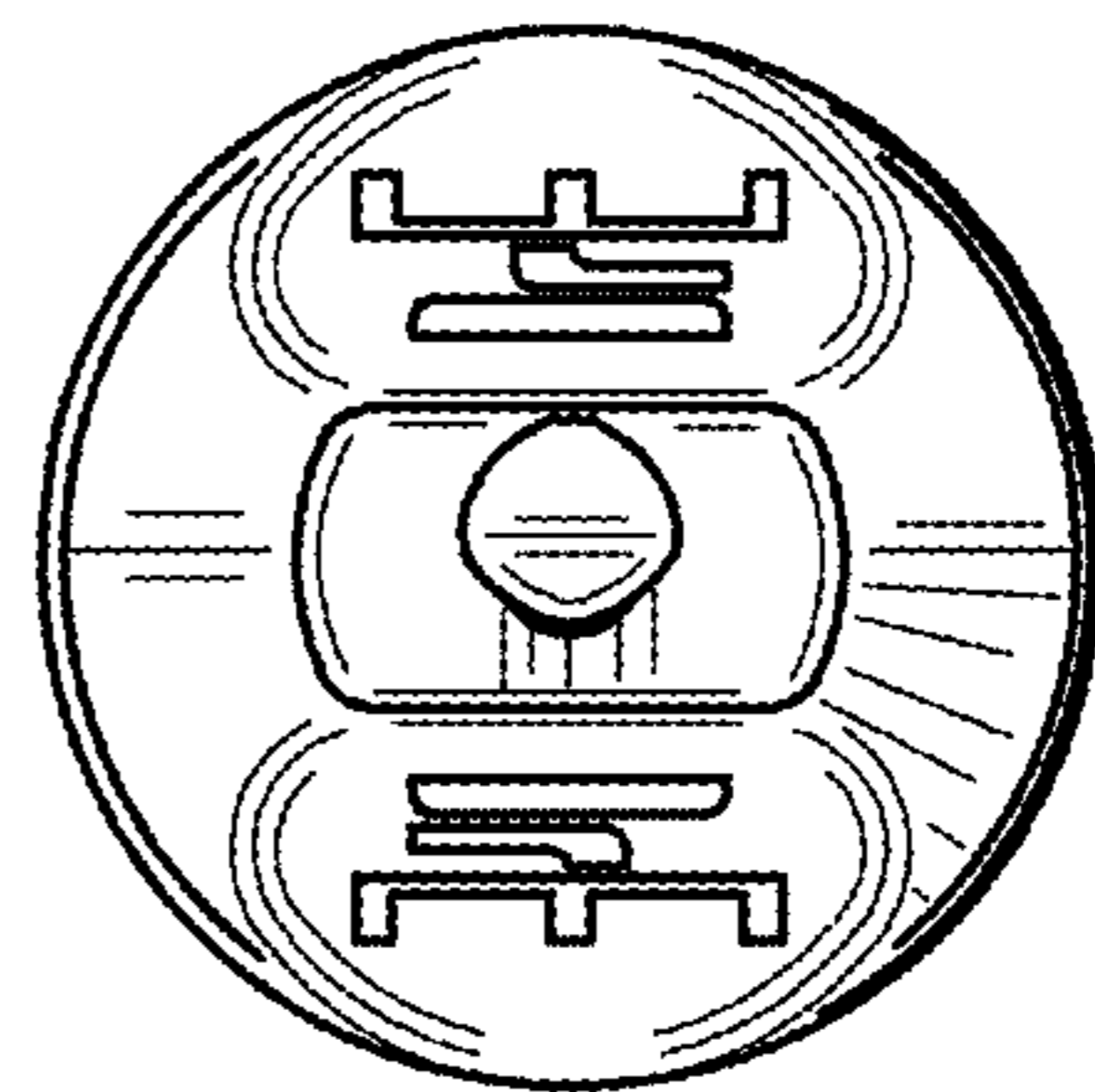


Fig. 13