



US00D742003S

(12) **United States Design Patent**
Tasar

(10) **Patent No.:** **US D742,003 S**

(45) **Date of Patent:** **** Oct. 27, 2015**

(54) **MICRODERMABRASION DEVICE**

(56) **References Cited**

(71) Applicant: **KONINKLIJKE PHILIPS N.V.**,
Eindhoven (NL)

U.S. PATENT DOCUMENTS

(72) Inventor: **Ozgur Tasar**, Eindhoven (NL)

D400,258 S *	10/1998	Bolleter	D24/210
D466,612 S *	12/2002	Harris et al.	D24/215
D511,400 S *	11/2005	Shubert et al.	D28/58
D621,546 S *	8/2010	Aulwes et al.	D28/53
D628,695 S *	12/2010	Ruf	D24/146
D652,919 S *	1/2012	Sherwood et al.	D24/133
D689,354 S *	9/2013	Mitchell et al.	D8/61
D696,413 S *	12/2013	Tai	D24/215
D706,445 S *	6/2014	Logan	D24/215
D716,446 S *	10/2014	Bitaraf et al.	D24/146
D723,160 S *	2/2015	Rodan et al.	D24/146
2012/0090181 A1 *	4/2012	Broekhuizen et al.	30/123
2015/0051620 A1 *	2/2015	Presser et al.	606/131

(73) Assignee: **KONINKLIJKE PHILIPS N.V.**,
Eindhoven (NL)

(**) Term: **14 Years**

(21) Appl. No.: **29/493,804**

(22) Filed: **Jun. 13, 2014**

* cited by examiner

(30) **Foreign Application Priority Data**

Dec. 13, 2013 (EM) 002369538-0001

Primary Examiner — Robert M Spear

Assistant Examiner — Marissa J Cash

(51) **LOC (10) Cl.** **24-02**

(57) **CLAIM**

(52) **U.S. Cl.**
USPC **D24/146**

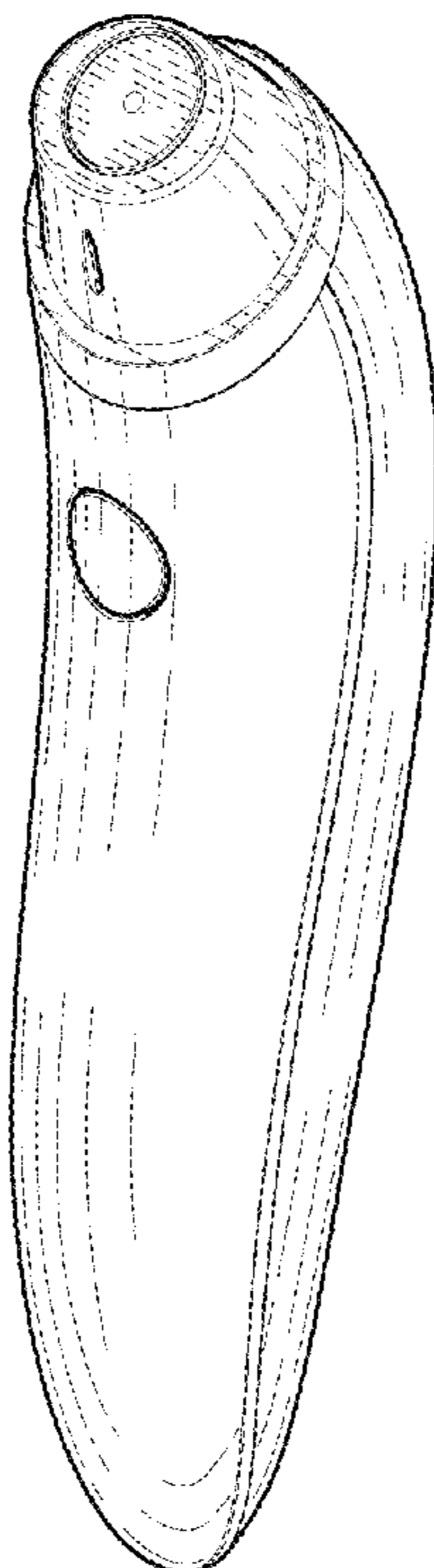
The ornamental design for a microdermabrasion device, as shown.

(58) **Field of Classification Search**
USPC D28/44, 45, 54.1, 56, 58, 59, 65;
D24/133, 146, 147, 152, 156, 173, 176,
D24/215; D8/40, 82, 90
CPC A61B 2017/320004; A61B 2017/00761;
A61B 17/50; A61B 2017/00747; A61B
2017/320008; A45D 2200/1054; A45D
26/0038; A45D 2200/207; A61H 7/005;
A61H 2205/02; A61H 2205/022
See application file for complete search history.

DESCRIPTION

FIG. 1 is a perspective view showing my design;
FIG. 2 is a front elevational view thereof;
FIG. 3 is a rear elevational view thereof;
FIG. 4 is a right side elevational view thereof;
FIG. 5 is a left side elevational view thereof;
FIG. 6 is a top plan view thereof; and,
FIG. 7 is a bottom plan view thereof.

1 Claim, 3 Drawing Sheets



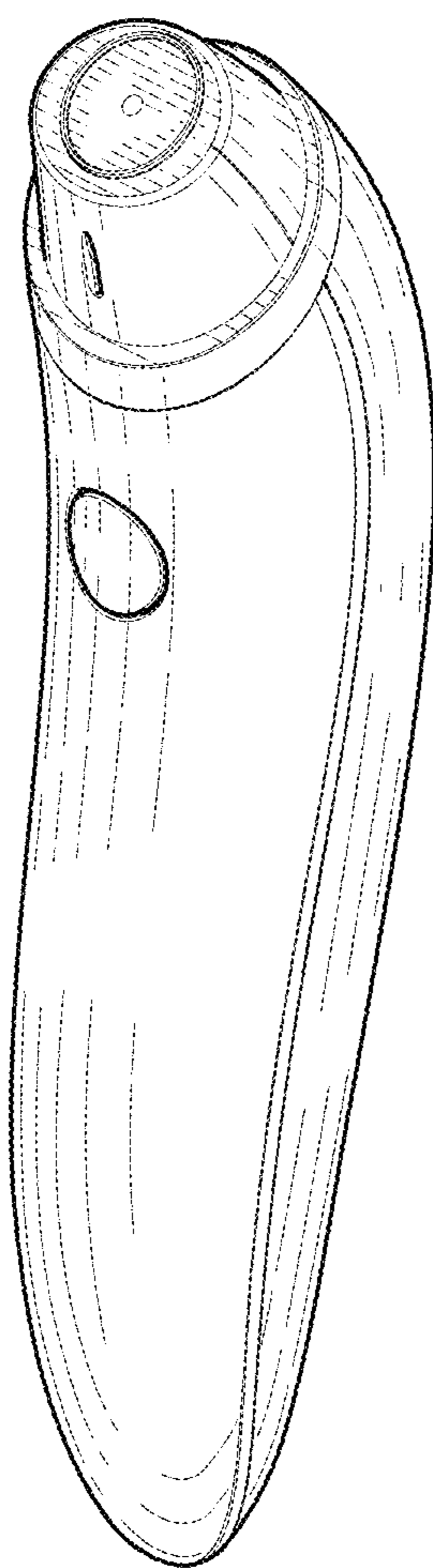


FIG. 1

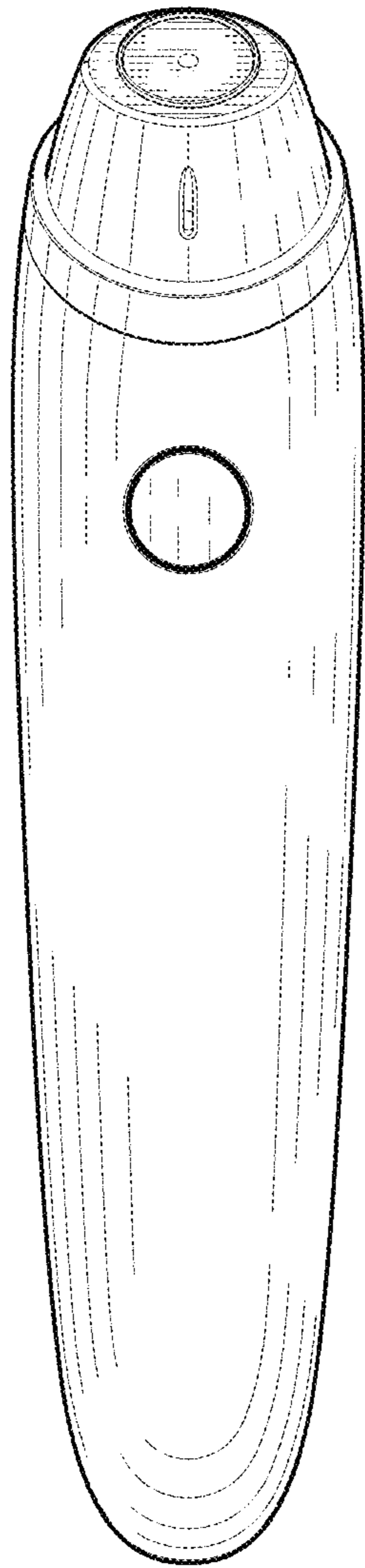


FIG. 2

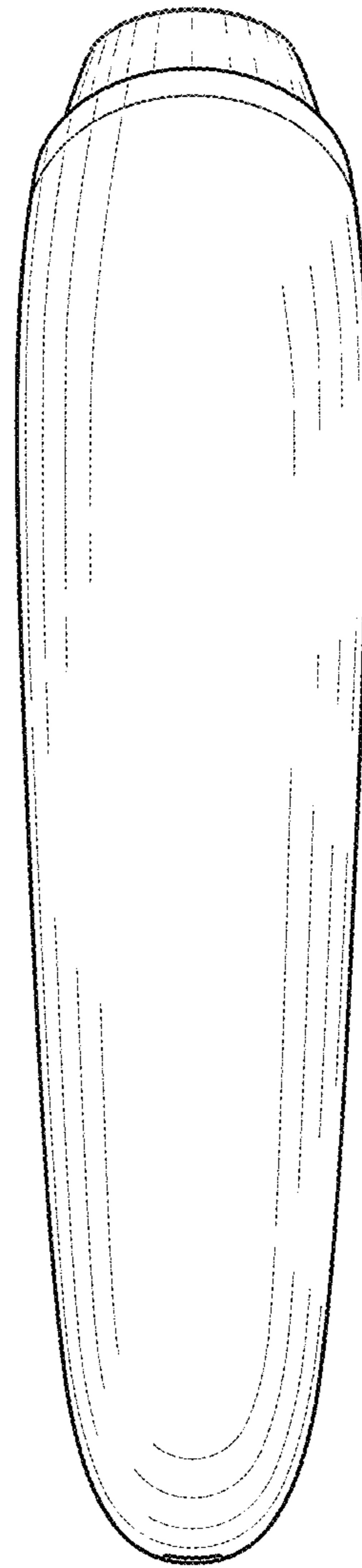


FIG. 3

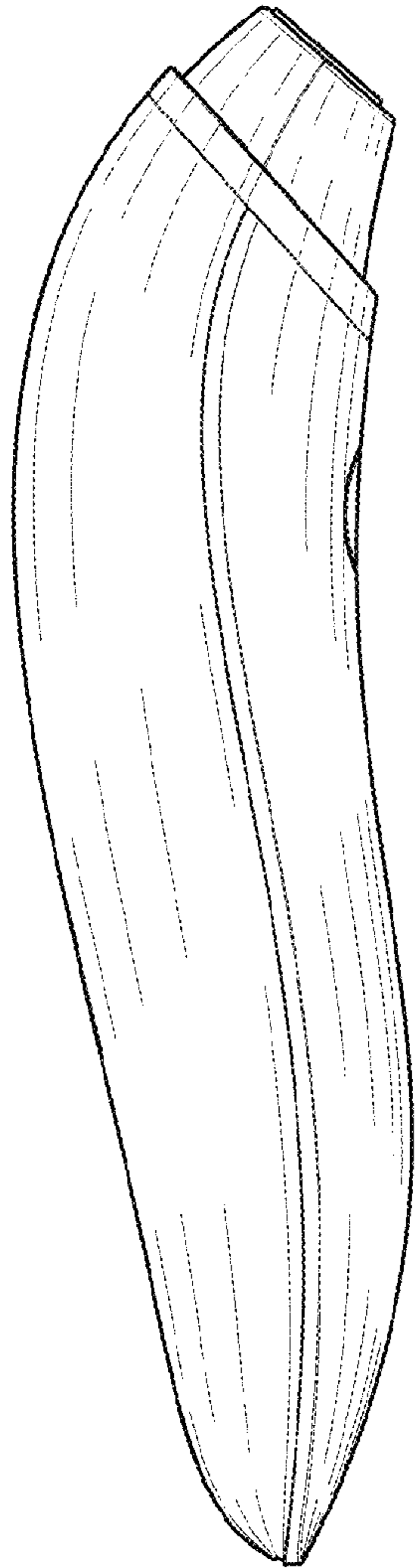


FIG. 4




FIG. 5

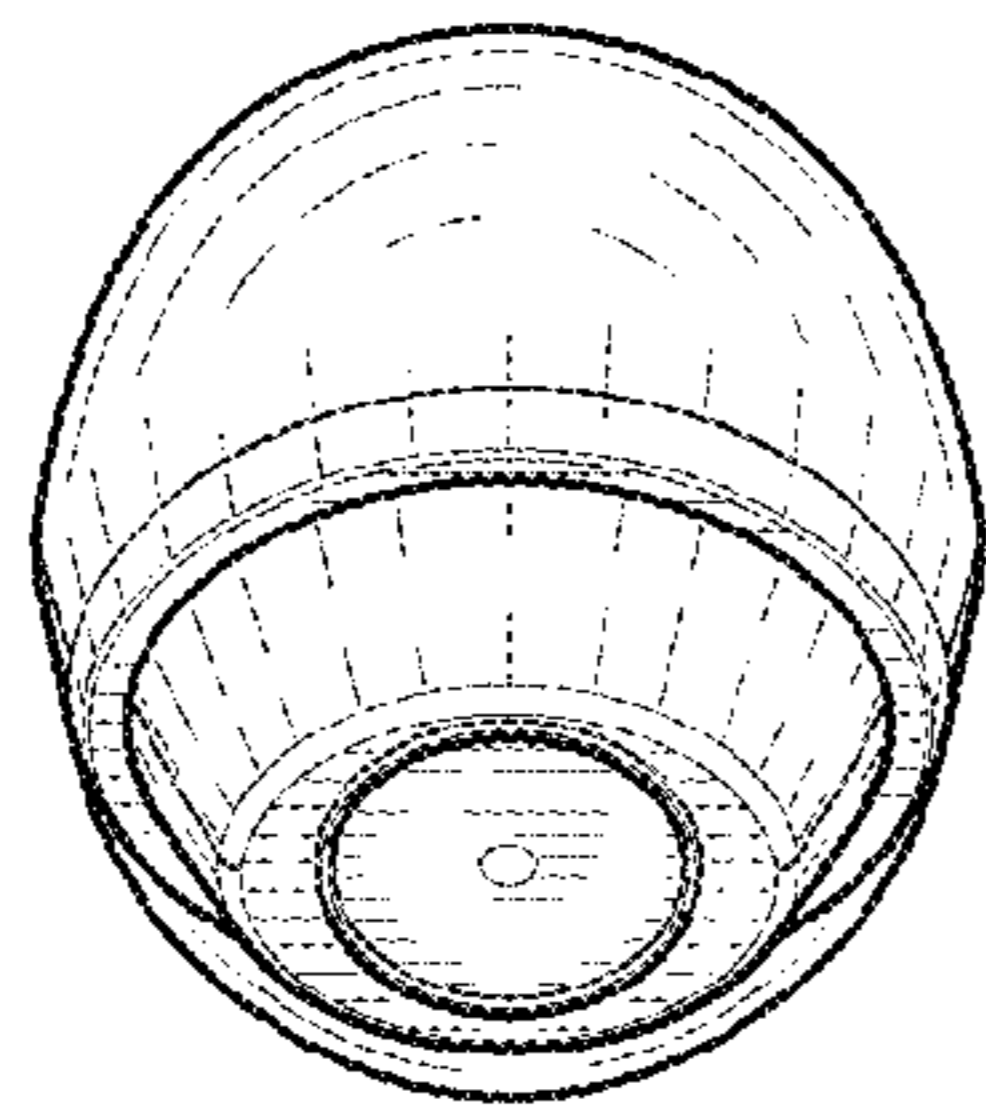


FIG. 6

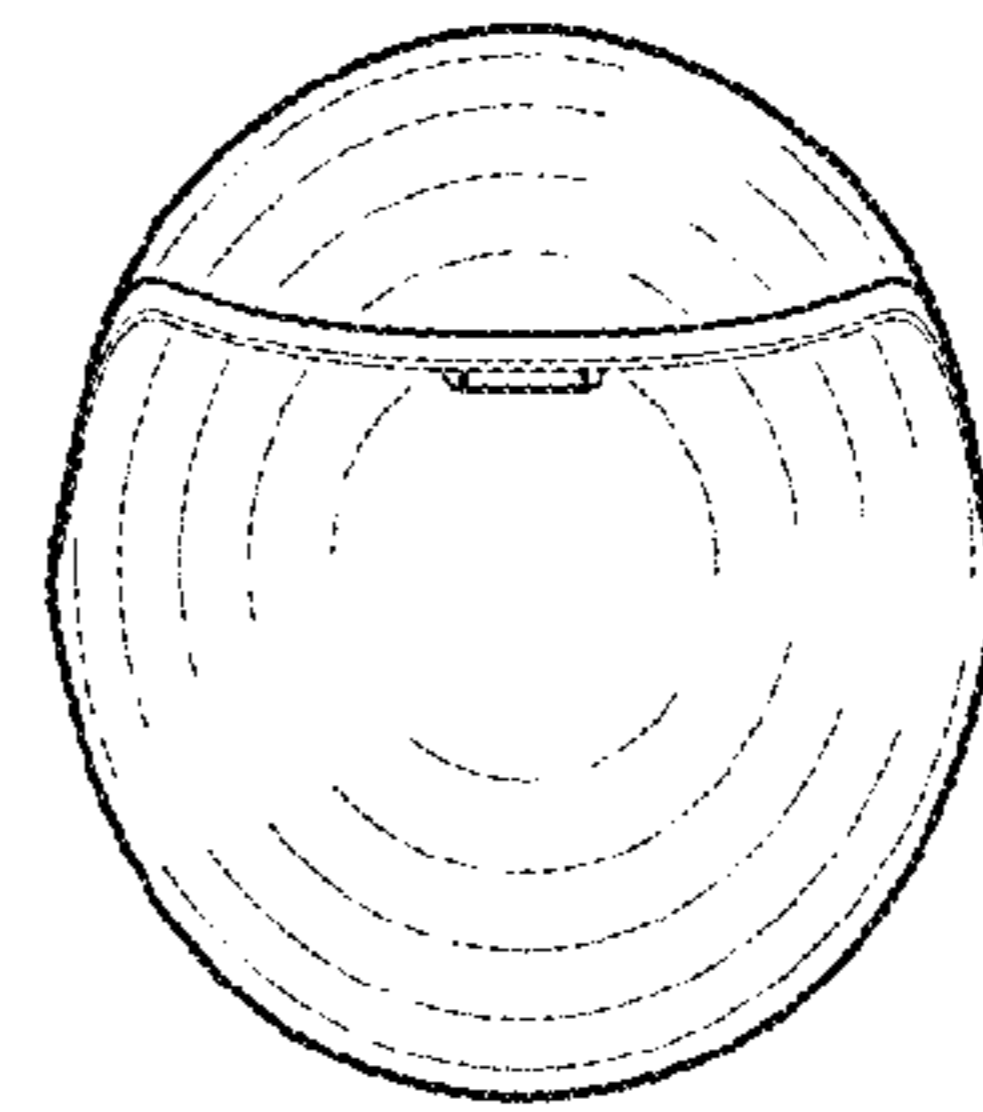


FIG. 7