



US00D742002S

(12) **United States Design Patent**  
**Fisher et al.**

(10) **Patent No.:** **US D742,002 S**  
(45) **Date of Patent:** **\*\* Oct. 27, 2015**

- (54) **SURGICAL SAW BLADE**
- (71) Applicant: **MAKO Surgical Corp.**, Ft. Lauderdale, FL (US)
- (72) Inventors: **Adam Fisher**, Cooper City, FL (US);  
**Carl Gayle**, Ft. Lauderdale, FL (US)
- (73) Assignee: **MAKO Surgical Corp.**, Ft. Lauderdale, FL (US)
- (\*\*) Term: **14 Years**
- (21) Appl. No.: **29/466,146**
- (22) Filed: **Sep. 4, 2013**
- (51) **LOC (10) Cl.** ..... **24-02**
- (52) **U.S. Cl.**  
USPC ..... **D24/146**
- (58) **Field of Classification Search**  
USPC ..... D7/649; D8/6, 7, 29.1, 92, 93, 95, 97,  
D8/98, 99; D19/110, 115; D24/145, 146,  
D24/147; 30/151, 162, 338, 339; 606/79,  
606/82, 167, 168, 169, 171, 176  
CPC ..... A61B 17/1671; A61B 17/14; A61B  
17/3211; A61B 17/320758; A61B 17/320092;  
A61B 17/141; A61F 9/00763  
See application file for complete search history.

(56) **References Cited**

**U.S. PATENT DOCUMENTS**

D31,826	S	*	11/1899	Schmaltz	.....	D8/6
D219,950	S	*	2/1971	Edgell	.....	D8/8
D233,004	S	*	10/1974	Cosmos	.....	D8/8
D233,820	S	*	12/1974	Bartasevich	.....	D8/8
D234,018	S	*	12/1974	De Brey	.....	D8/8
5,423,845	A	*	6/1995	McDaniel	.....	606/176
D367,599	S	*	3/1996	Sakai	.....	D8/99
6,022,353	A	*	2/2000	Fletcher et al.	.....	606/79

D455,490	S	*	4/2002	Pascaloff	.....	D24/146
D459,805	S	*	7/2002	Pascaloff	.....	D24/146
D492,412	S	*	6/2004	Desoutter et al.	.....	D24/146
6,896,679	B2	*	5/2005	Danger et al.	.....	606/82
D525,707	S	*	7/2006	Kullmer et al.	.....	D24/146
D536,791	S	*	2/2007	Eskridge et al.	.....	D24/146
D627,464	S	*	11/2010	Nelson	.....	D24/146
D665,908	S	*	8/2012	Detry	.....	D24/146
D694,596	S	*	12/2013	Davidian et al.	.....	D8/20
D694,597	S	*	12/2013	Davidian et al.	.....	D8/20
D694,598	S	*	12/2013	Davidian et al.	.....	D8/20
8,939,981	B1	*	1/2015	Anderson	.....	606/82
2002/0116023	A1	*	8/2002	Fletcher et al.	.....	606/176
2003/0014067	A1	*	1/2003	Kullmer et al.	.....	606/176
2003/0032971	A1	*	2/2003	Hausmann et al.	.....	606/176
2004/0199167	A1	*	10/2004	Fletcher et al.	.....	606/79

\* cited by examiner

*Primary Examiner* — Robert M Spear

*Assistant Examiner* — Marissa J Cash

(74) *Attorney, Agent, or Firm* — Foley & Lardner LLP

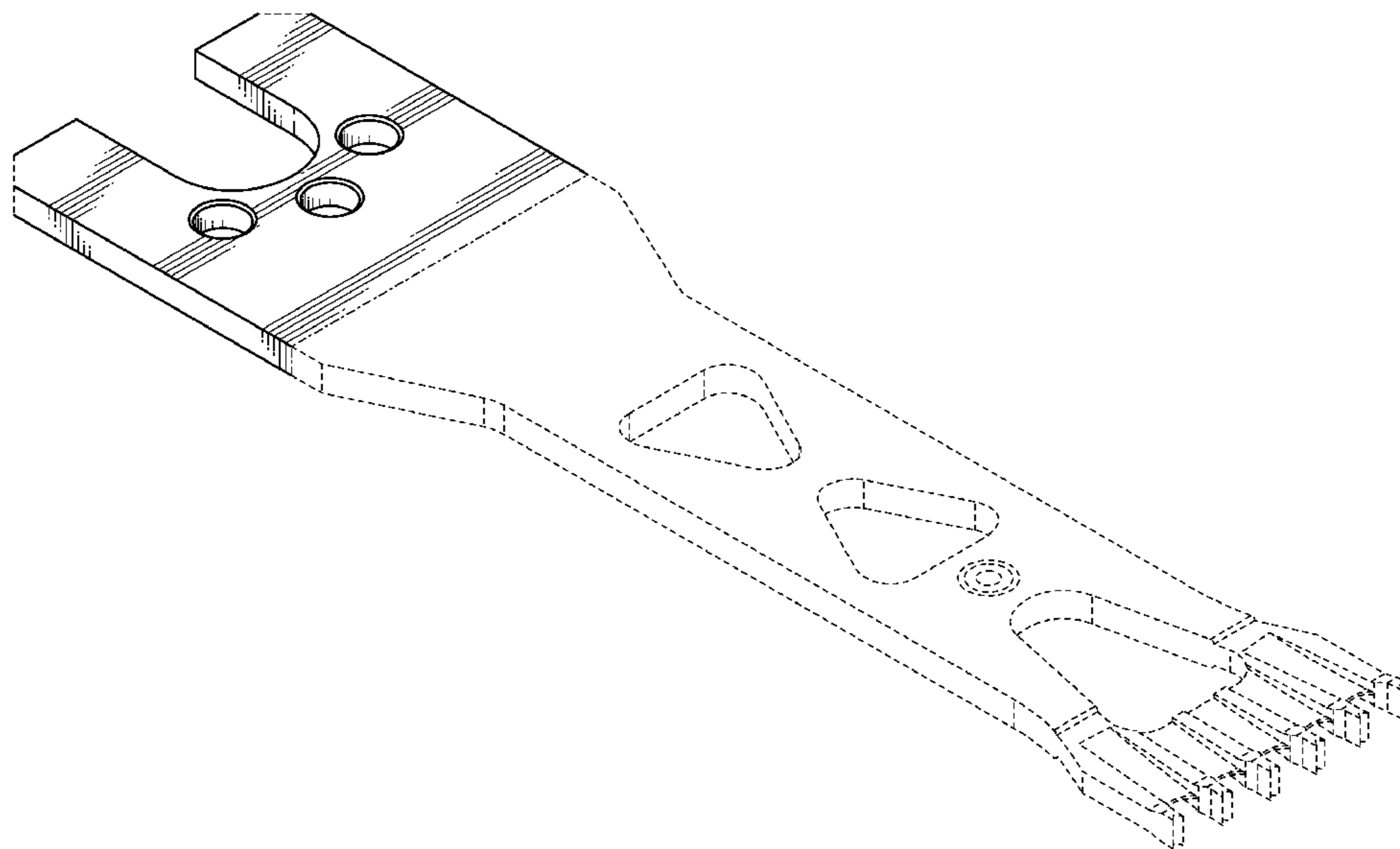
(57) **CLAIM**

We claim the ornamental design for a surgical saw blade, as shown and described.

**DESCRIPTION**

FIG. 1 is a top perspective view of a surgical saw blade showing our new design;  
 FIG. 2 is a top view of the claimed design of FIG. 1;  
 FIG. 3 is a front side view of the claimed design of FIG. 1;  
 FIG. 4 is a left side view of the claimed design of FIG. 1;  
 FIG. 5 is a bottom view of the claimed design of FIG. 1;  
 FIG. 6 is a rear side view of the claimed design of FIG. 1; and,  
 FIG. 7 is a right side view of the claimed design of FIG. 1.  
 The broken lines in the drawings are for illustrative purposes only and form no part of the claimed design. Broken lines formed of unequal length dashes (i.e., dash-dot) show boundaries between claimed and unclaimed portions of the design.

**1 Claim, 4 Drawing Sheets**



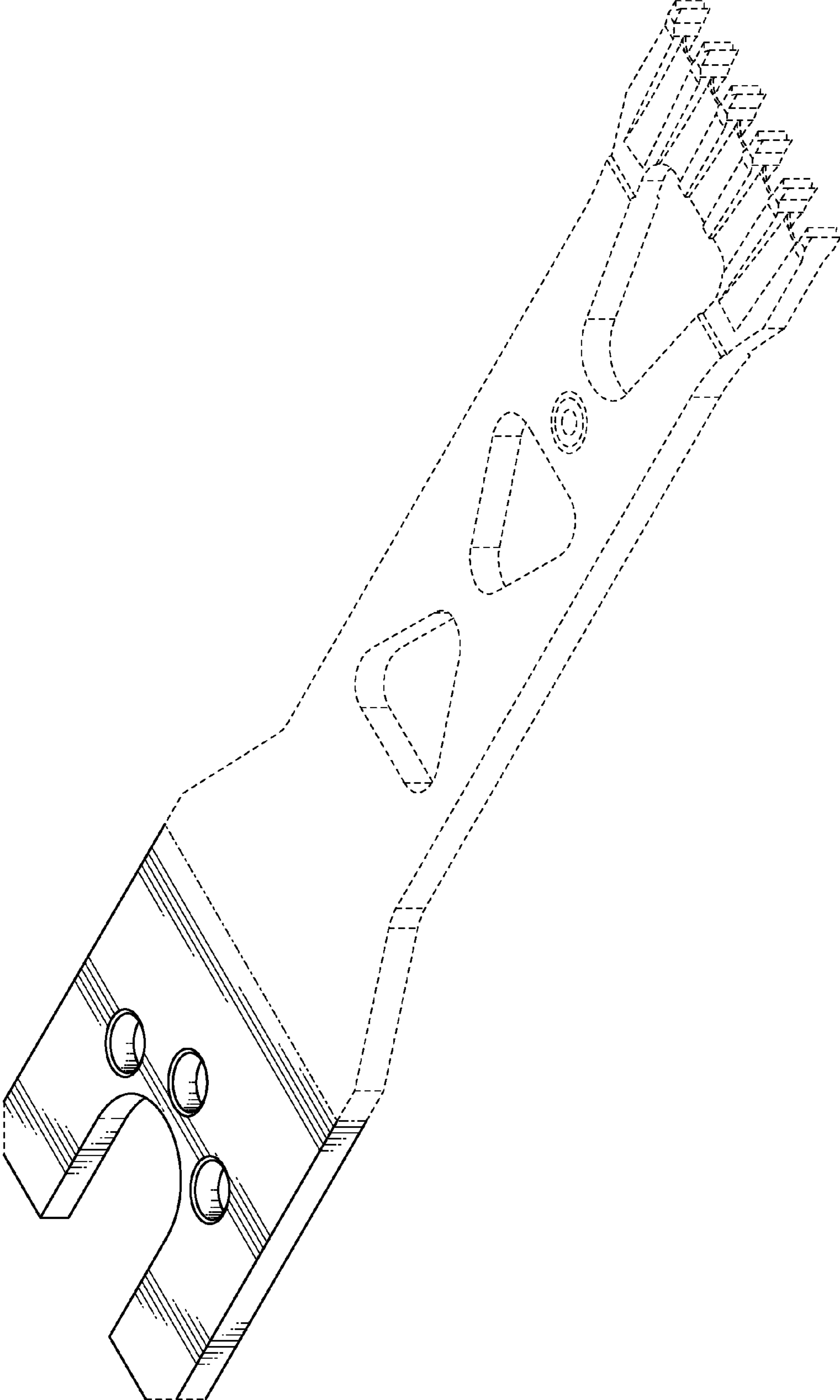


FIG. 1

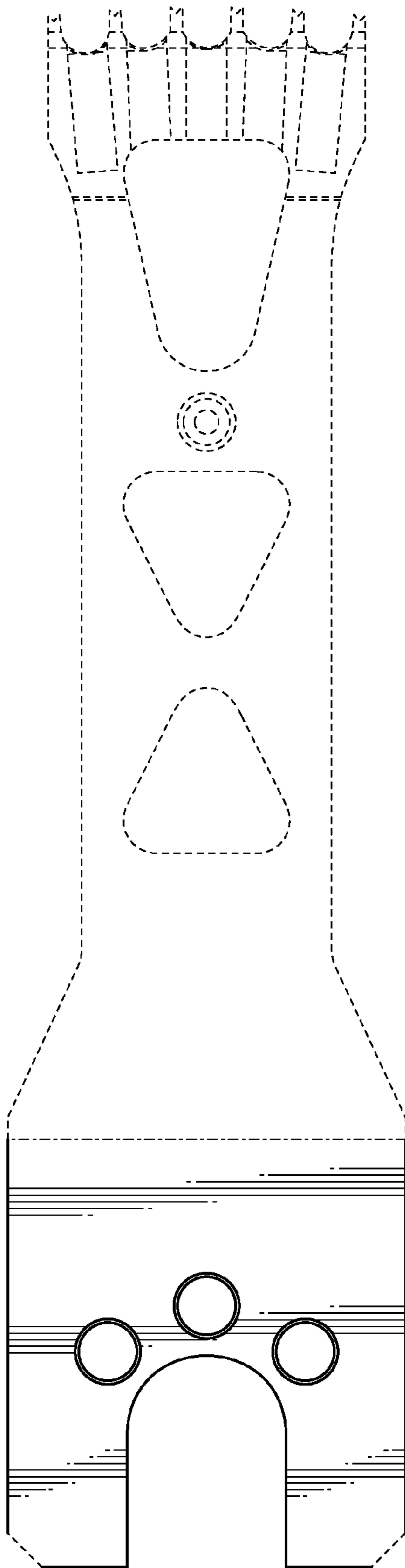


FIG. 2



FIG. 3

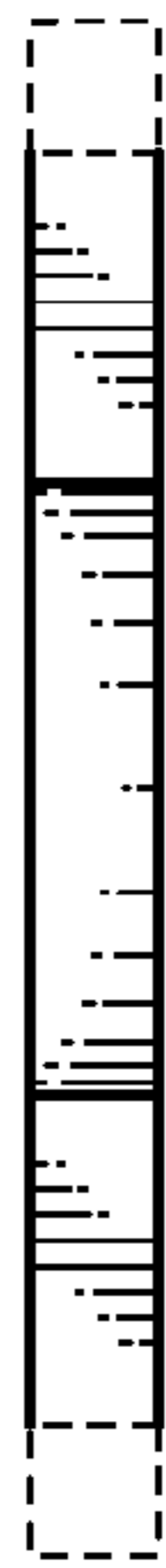


FIG. 4

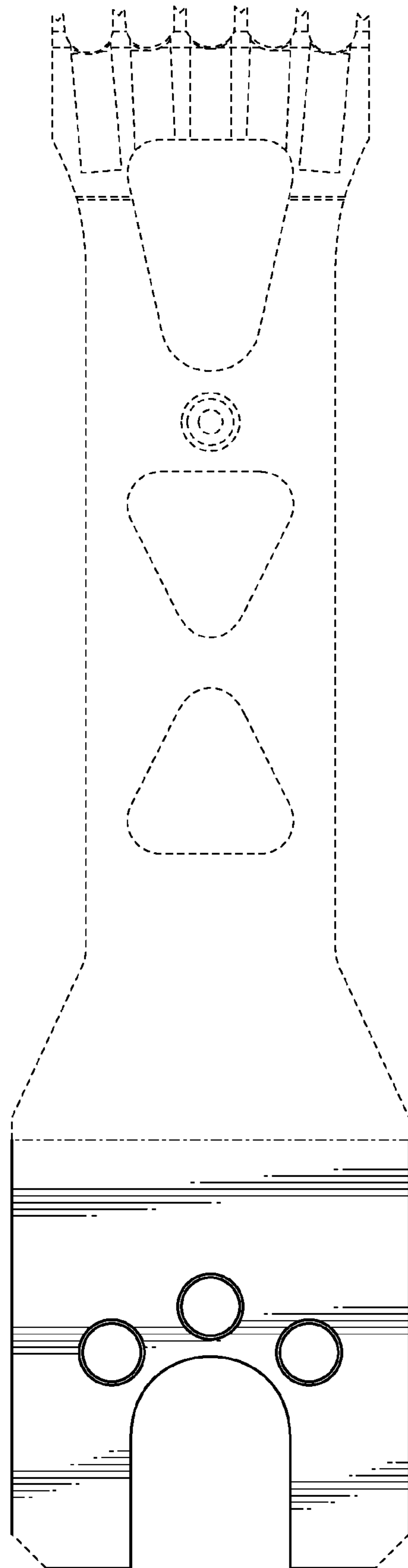



FIG. 5



**FIG. 6**



**FIG. 7**