



US00D742000S

(12) **United States Design Patent**
Kanazawa

(10) **Patent No.:** **US D742,000 S**
(45) **Date of Patent:** **** Oct. 27, 2015**

(54) **GUIDEWIRE FOR A MEDICAL DEVICE**
(71) Applicant: **ASAHI INTECC CO., LTD.**,
Nagoya-shi, Aichi (JP)
(72) Inventor: **Yuya Kanazawa**, Seto (JP)
(73) Assignee: **Asahi Intecc Co., Ltd.**, Nagoya-shi (JP)

6,129,750 A * 10/2000 Tockman et al. 607/125
7,641,621 B2 * 1/2010 Crank 600/585
D611,601 S * 3/2010 Tamai et al. D24/140
7,789,839 B2 * 9/2010 Lupton 600/585
7,841,994 B2 * 11/2010 Skujins et al. 600/585
7,946,999 B2 * 5/2011 Rooney et al. 600/585
8,034,031 B2 * 10/2011 Miller 604/164.06
8,585,613 B2 11/2013 Nagano et al.

(Continued)

(**) Term: **14 Years**

FOREIGN PATENT DOCUMENTS

(21) Appl. No.: **29/500,813**

EP 2 005 988 A1 12/2008
EP 2505225 A2 10/2012

(22) Filed: **Aug. 28, 2014**

(Continued)

(30) **Foreign Application Priority Data**

OTHER PUBLICATIONS

Apr. 24, 2014 (JP) 2014-009007

Design U.S. Appl. No. 29/499,555, filed on Aug. 15, 2014.

(51) **LOC (10) Cl.** **24-02**

(Continued)

(52) **U.S. Cl.**
USPC **D24/140**

(58) **Field of Classification Search**
USPC D24/140, 107, 128, 133, 231, 232;
D8/14; 248/302-304; 600/47, 103,
600/108, 164.13, 264, 585
CPC A61M 25/09; A61M 25/09033; A61M
25/0041; A61M 2025/09175; A61M
2025/09133; A61M 2025/0915; A61M
2025/09083

Primary Examiner — Wan Laymon
Assistant Examiner — Mark Booker
(74) *Attorney, Agent, or Firm* — Oliff PLC

See application file for complete search history.

(57) **CLAIM**
The ornamental design for a guidewire for a medical device,
as shown and described.

(56) **References Cited**

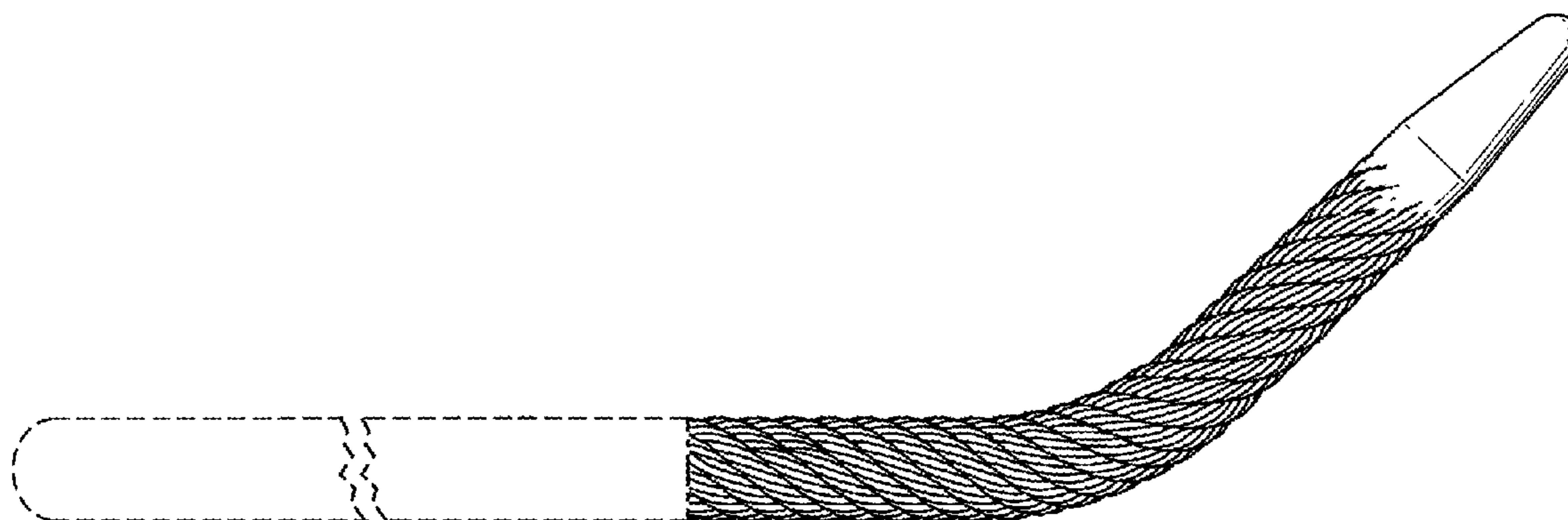
DESCRIPTION

U.S. PATENT DOCUMENTS

3,452,742 A * 7/1969 Muller 600/585
4,534,363 A * 8/1985 Gold 600/585
4,854,330 A 8/1989 Evans, III et al.
5,154,705 A * 10/1992 Fleischhacker et al. 604/526
5,308,324 A * 5/1994 Hammerslag et al. 604/528
5,386,828 A * 2/1995 Owens et al. 600/585
5,738,632 A * 4/1998 Karasawa 600/410
6,019,737 A * 2/2000 Murata 600/585
D424,905 S * 5/2000 Sankuer D8/88

FIG. 1 is a front view of a guidewire for a medical device;
FIG. 2 is a rear view thereof;
FIG. 3 is a left-side view thereof;
FIG. 4 is a right-side view thereof;
FIG. 5 is a bottom view thereof; and,
FIG. 6 is a top view thereof.
The broken lines depict environmental subject matter only
and form no part of the claimed design. The dot-dash lines
depict a boundary between claimed and unclaimed surfaces,
and form no part of the claimed design.

1 Claim, 2 Drawing Sheets



(56)

References Cited

U.S. PATENT DOCUMENTS

D703,813	S *	4/2014	Bolia	D24/140
D703,814	S *	4/2014	Bolia	D24/140
D703,815	S *	4/2014	Bolia	D24/140
8,986,224	B2 *	3/2015	Echarri	600/585
2002/0091338	A1 *	7/2002	Frautschi	600/585
2003/0139689	A1 *	7/2003	Shturman et al.	600/585
2004/0167438	A1 *	8/2004	Sharrow	600/585
2005/0049523	A1 *	3/2005	Crank	600/585
2006/0264784	A1	11/2006	Lupton	
2010/0324539	A1	12/2010	Lupton	
2012/0199714	A1 *	8/2012	Rinaldo	248/304
2013/0289445	A1 *	10/2013	Edamatsu	600/585
2015/0174378	A1 *	6/2015	Echarri	600/585

FOREIGN PATENT DOCUMENTS

JP	2007-501648	A	2/2007
JP	A-2012-034967		2/2012
JP	S-1453479		10/2012
JP	A-2013-176488		9/2013
WO	2005-014095	A1	2/2005

OTHER PUBLICATIONS

U.S. Appl. No. 14/626,066, filed Feb. 19, 2015.
 Aug. 17, 2015 Extended European Search Report issued in European
 Application No. 15156272.5.

* cited by examiner

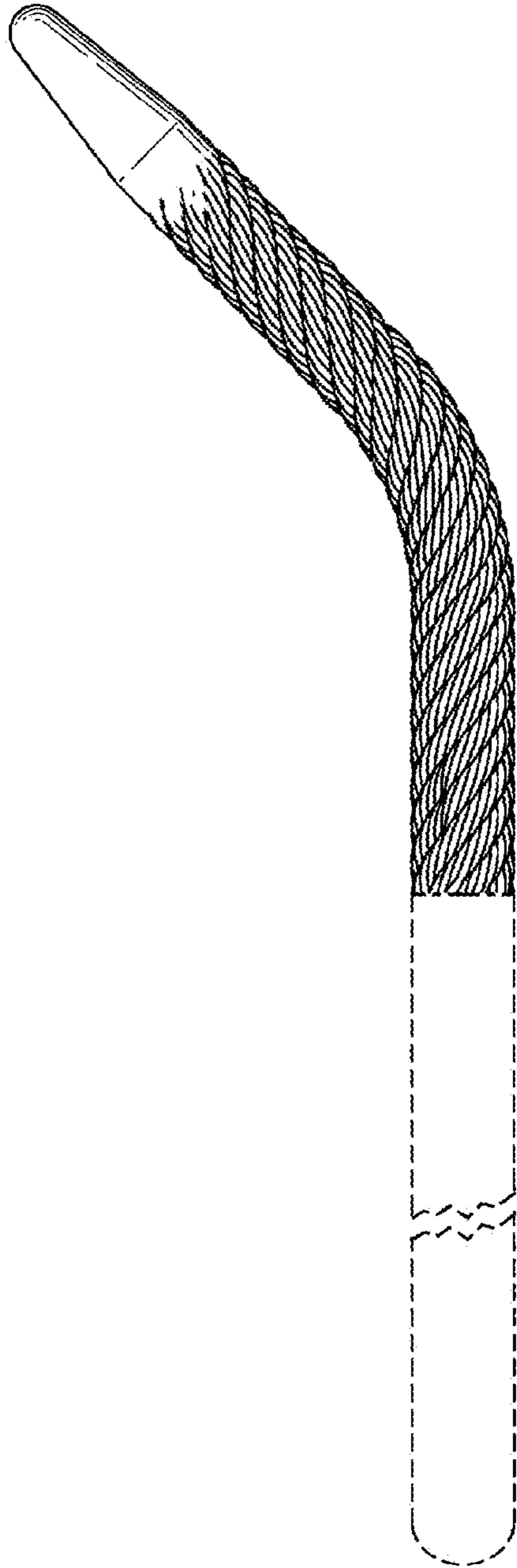


FIG. 1

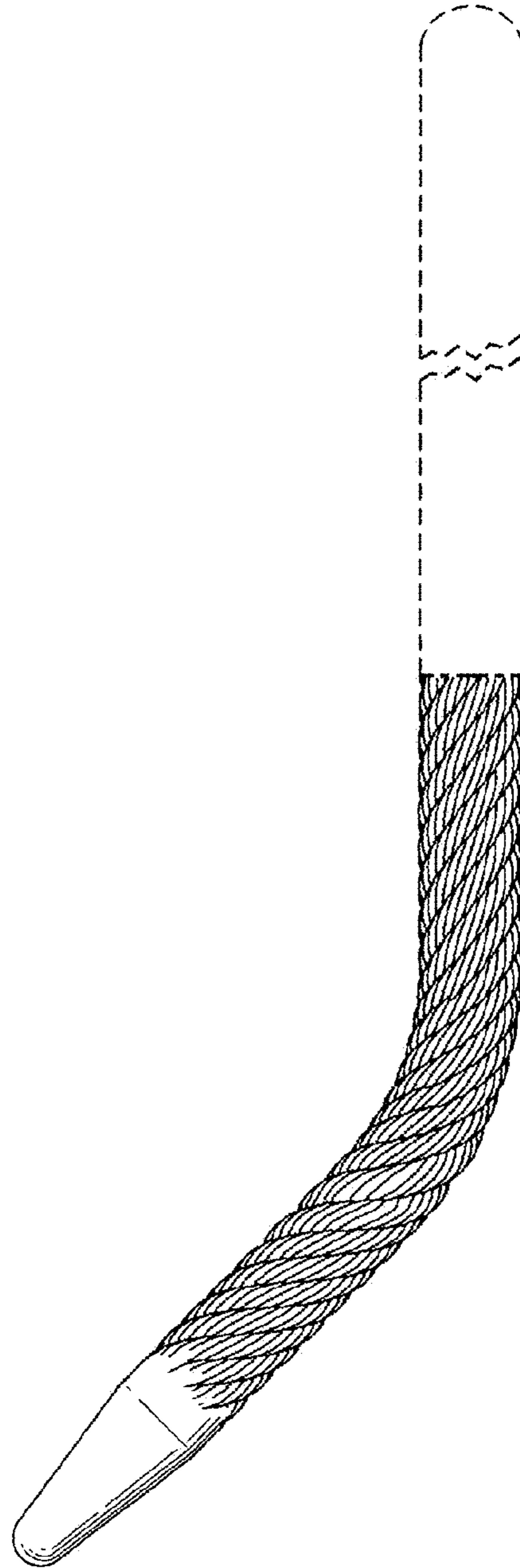


FIG. 2




FIG. 3



FIG. 4



FIG. 5



FIG. 6