



US00D741998S

(12) **United States Design Patent**
Martin

(10) **Patent No.:** **US D741,998 S**
(45) **Date of Patent:** **** Oct. 27, 2015**

(54) **NASAL DILATOR**
(71) Applicant: **Medline Industries, Inc.**, Mundelein, IL (US)
(72) Inventor: **Tambra Martin**, Trevor, WI (US)
(73) Assignee: **Medline Industries, Inc.**, Mundelein, IL (US)

D402,418 S * 12/1998 Mibus et al. D29/108
5,890,486 A 4/1999 Mitra et al.
5,931,854 A 8/1999 Dillon
5,957,126 A 9/1999 Neeser
5,961,537 A 10/1999 Gould
5,976,173 A 11/1999 Berke
6,029,658 A 2/2000 De Voss
D422,358 S 4/2000 Lundy, Jr. et al.
D422,702 S 4/2000 Lundy, Jr. et al.

(Continued)

(**) Term: **14 Years**

FOREIGN PATENT DOCUMENTS

(21) Appl. No.: **29/488,232**

EP 0757905 4/1997
EP 842646 5/1998

(22) Filed: **Apr. 17, 2014**

(Continued)

(51) **LOC (10) Cl.** **24-02**

(52) **U.S. Cl.**

USPC **D24/135**

(58) **Field of Classification Search**

USPC D24/125, 133, 135, 136, 152, 153, 154,
D24/155, 156, 189; 606/191, 192, 193, 194,
606/195, 196, 197, 198, 199

See application file for complete search history.

Primary Examiner — Garth Rademaker

Assistant Examiner — Samantha Q Lawrence

(74) *Attorney, Agent, or Firm* — McAndrews Held & Malloy, Ltd.

(57)

CLAIM

The ornamental design for a nasal dilator, as shown and described.

(56) **References Cited**

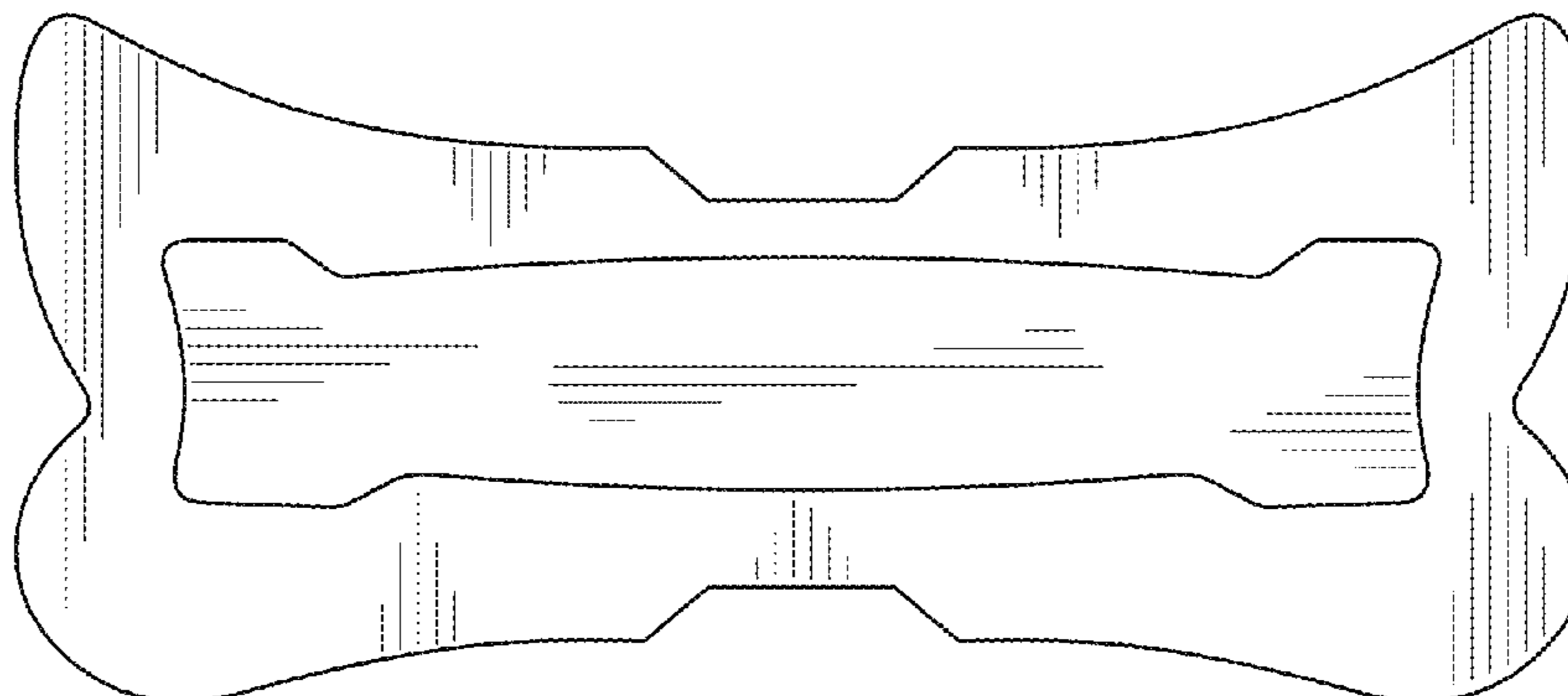
DESCRIPTION

U.S. PATENT DOCUMENTS

1,292,083 A 1/1919 Sawyer
5,476,091 A 12/1995 Johnson
5,479,944 A 1/1996 Petruson
5,533,499 A 7/1996 Johnson
5,533,503 A 7/1996 Doubek et al.
5,546,929 A 8/1996 Muchin
5,549,103 A 8/1996 Johnson
5,553,605 A 9/1996 Muchin
5,611,333 A 3/1997 Johnson
5,611,334 A 3/1997 Muchin
D379,513 S * 5/1997 Ierulli D24/135
5,653,224 A 8/1997 Johnson
5,669,377 A 9/1997 Fenn
5,706,800 A 1/1998 Cronk et al.
5,718,224 A 2/1998 Muchin
5,769,089 A 6/1998 Hand et al.
5,806,525 A 9/1998 Pope, Jr.

FIG. 1 is a front view of a first embodiment of a nasal dilator showing my new design;
FIG. 2 is a top plan view thereof;
FIG. 3 is a right side elevation view thereof;
FIG. 4 is a front view of a second embodiment of a nasal dilator showing my new design;
FIG. 5 is a top plan view thereof; and,
FIG. 6 is a right side elevation view thereof.
The broken lines shown in FIGS. 2-3 and FIGS. 5-6 illustrate portions of the nasal dilator that form no part of the claimed design. The oblique shade lines in the drawings represent a transparent or translucent surface, and not surface ornamentation.

1 Claim, 2 Drawing Sheets



(56)

References Cited

U.S. PATENT DOCUMENTS

D422,703 S 4/2000 Lundy, Jr. et al.
 6,058,931 A 5/2000 Muchin
 6,065,470 A 5/2000 Van Cromvoirt et al.
 6,080,179 A 6/2000 Gould
 D429,332 S 8/2000 Ierulli
 D430,295 S 8/2000 Ierulli
 6,098,616 A 8/2000 Lundy, Jr. et al.
 D432,652 S 10/2000 Ierulli
 D434,146 S 11/2000 Ierulli
 D437,641 S 2/2001 Ierulli
 6,196,228 B1 3/2001 Kreitzer et al.
 6,244,265 B1 6/2001 Cronk et al.
 6,276,360 B1 8/2001 Cronk et al.
 6,318,362 B1 11/2001 Johnson
 6,357,436 B1 3/2002 Kreitzer et al.
 6,375,667 B1 4/2002 Ruch
 6,390,089 B1 5/2002 Lacouture
 6,419,687 B1 7/2002 Berke
 6,453,901 B1 9/2002 Ierulli
 6,478,023 B1 11/2002 Lockwood
 6,631,714 B2 10/2003 Von Duyke et al.
 6,663,649 B2 12/2003 Stratton
 D485,617 S * 1/2004 Bosma et al. D24/152
 D485,907 S * 1/2004 Bosma et al. D24/152
 6,694,970 B2 2/2004 Spinelli et al.
 6,769,428 B2 8/2004 Cronk et al.
 6,769,429 B1 8/2004 Benetti
 6,982,359 B1 1/2006 Beaudry
 7,013,889 B2 3/2006 Cronk et al.
 7,114,495 B2 10/2006 Lockwood, Jr.
 D574,085 S * 7/2008 Lucchetti D24/190
 D574,962 S * 8/2008 Atkins et al. D24/189
 7,456,332 B2 11/2008 Beaudry
 7,541,510 B2 6/2009 Beaudry
 D604,423 S * 11/2009 Dunshee D24/189
 D639,762 S 6/2011 Brogden et al.
 D644,324 S 8/2011 Brunner et al.
 D644,325 S 8/2011 Brunner et al.
 8,026,405 B2 9/2011 Beaudry
 8,047,201 B2 11/2011 Guyuron et al.
 8,062,329 B2 11/2011 Ierulli
 D651,710 S 1/2012 Brogden et al.
 8,115,049 B2 2/2012 Beaudry
 D659,245 S 5/2012 Ierulli
 D662,203 S 6/2012 Smith
 D667,543 S 9/2012 Ierulli
 D671,643 S 11/2012 Ierulli
 D672,461 S 12/2012 Brogden et al.
 D672,872 S 12/2012 Brunner et al.
 D673,270 S 12/2012 Brunner et al.
 8,342,173 B2 1/2013 Lockwood, Jr.
 8,444,670 B2 5/2013 Ierulli
 8,506,996 B2 8/2013 Cronk et al.

8,561,618 B2 10/2013 Lehman
 8,584,671 B2 11/2013 Ierulli
 D696,400 S 12/2013 Brogden
 8,616,198 B2 12/2013 Guyuron et al.
 8,617,199 B2 12/2013 Eull et al.
 D701,957 S * 4/2014 Brunner et al. D24/135
 D703,318 S * 4/2014 Brunner et al. D24/135
 D725,772 S * 3/2015 Ierulli D24/135
 2002/0000227 A1 1/2002 Von Duyke et al.
 2007/0255309 A1 * 11/2007 Guyuron et al. 606/199
 2008/0097517 A1 4/2008 Holmes et al.
 2008/0257341 A1 10/2008 Ierulli
 2009/0000616 A9 1/2009 Fenton
 2009/0020115 A1 1/2009 Lockwood, Jr.
 2009/0234383 A1 9/2009 Ierulli
 2010/0228282 A1 9/2010 Fenton
 2010/0298861 A1 11/2010 Fenton
 2011/0000483 A1 1/2011 Matthias et al.
 2011/0054517 A1 3/2011 Holmes et al.
 2011/0093004 A1 4/2011 Ierulli
 2011/0224717 A1 9/2011 Lockwood, Jr.
 2012/0004683 A1 1/2012 Gray et al.
 2012/0067345 A1 3/2012 Shilon
 2012/0172923 A1 7/2012 Fenton et al.
 2012/0209313 A1 8/2012 Ierulli
 2013/0231698 A1 9/2013 Smith
 2013/0282049 A1 10/2013 Peterson et al.
 2013/0345742 A1 12/2013 Blach et al.
 2015/0051636 A1 * 2/2015 Lockwood, Jr. 606/199

FOREIGN PATENT DOCUMENTS

EP 855175 7/1998
 EP 588949 7/1999
 EP 767642 12/2001
 EP 0778014 2/2002
 EP 1035821 6/2003
 EP 820744 8/2003
 EP 912210 9/2003
 EP 955973 3/2004
 EP 820743 4/2004
 EP 820745 4/2004
 EP 900553 11/2004
 EP 944370 11/2004
 EP 1299056 3/2006
 EP 1174100 10/2006
 EP 1515774 6/2012
 WO 2009012137 1/2009
 WO 2011079088 6/2011
 WO 2012003435 1/2012
 WO 2012038952 3/2012
 WO 2012092121 7/2012
 WO 2013066777 5/2013
 WO 2013165635 11/2013

* cited by examiner

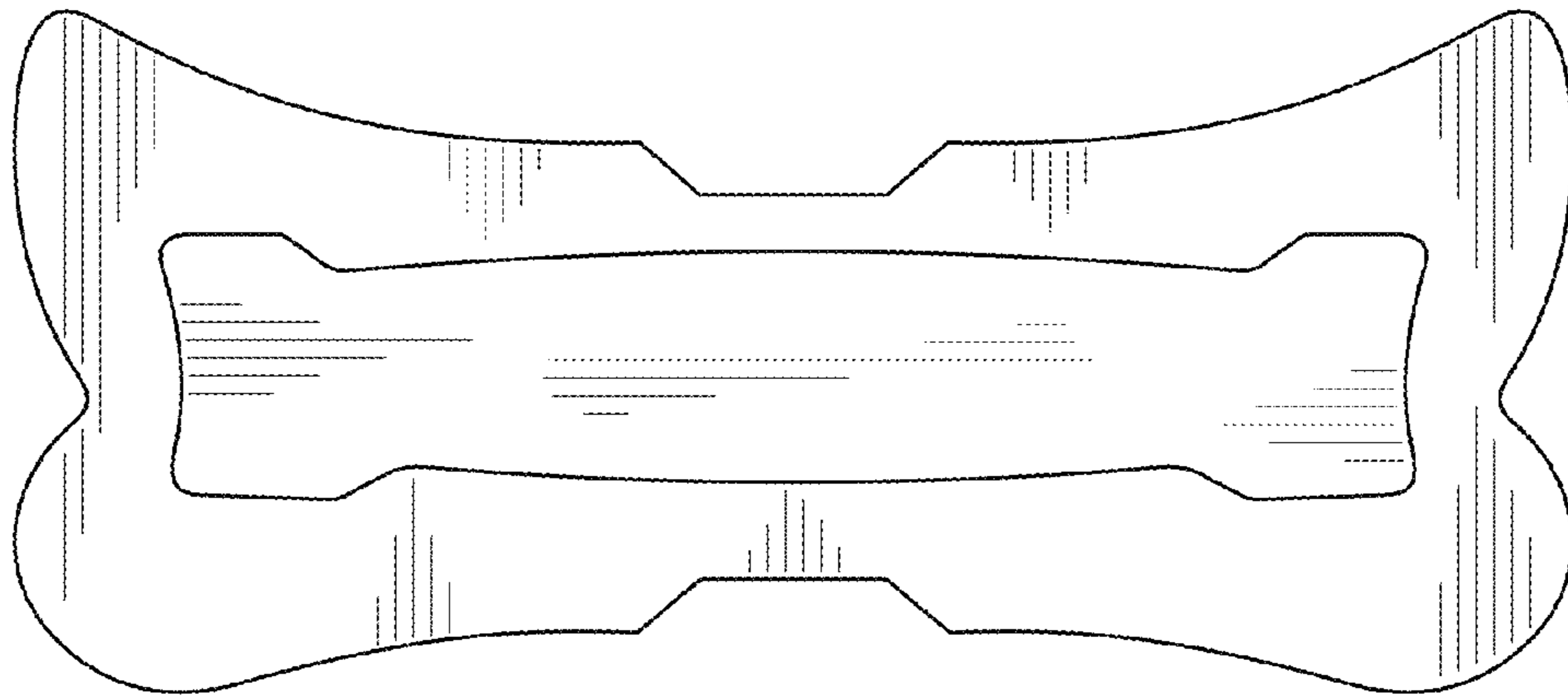


FIG. 1




FIG. 2

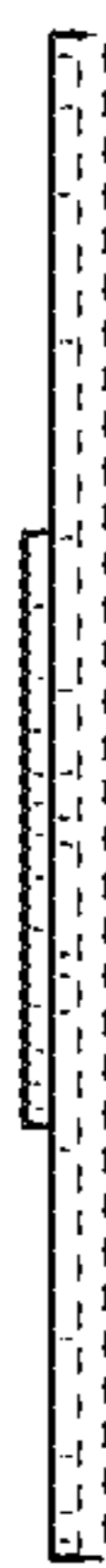


FIG. 3

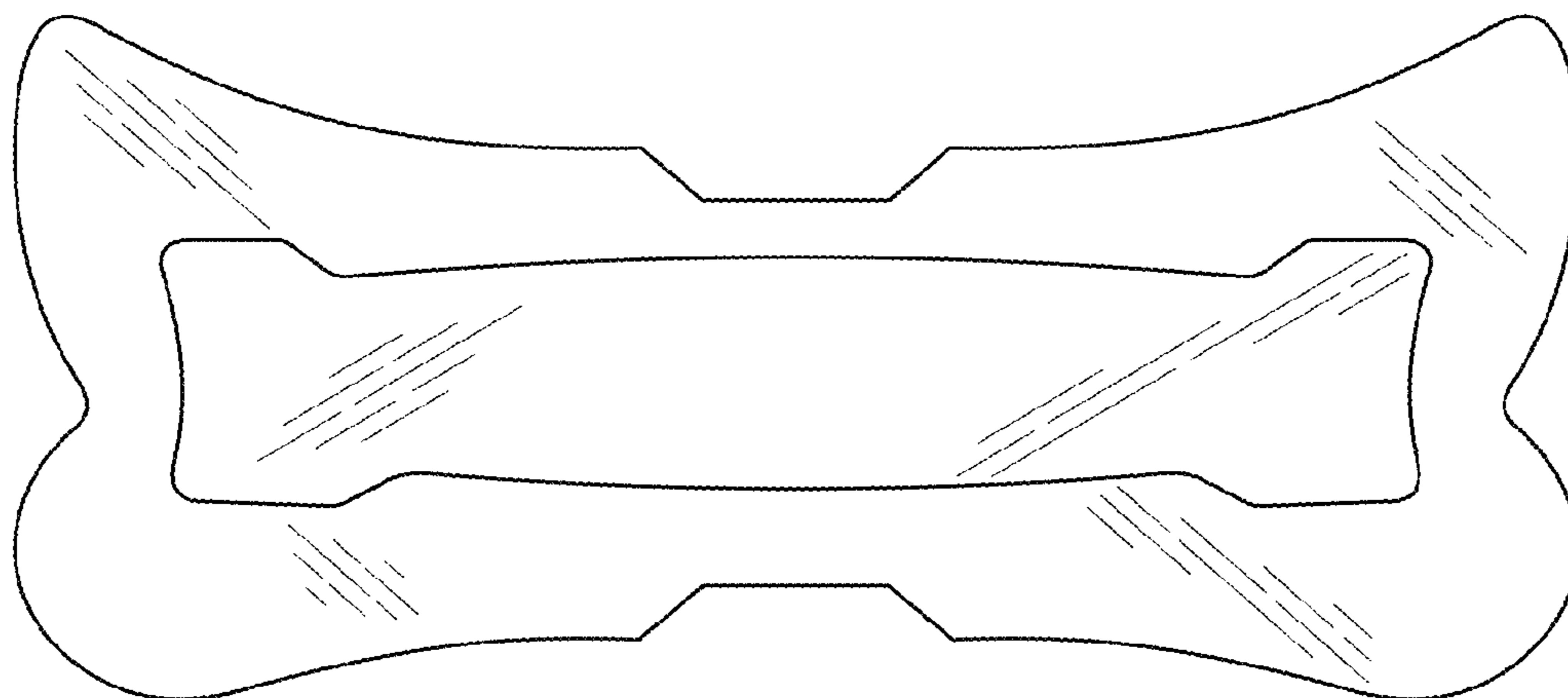


FIG. 4




FIG. 5



FIG. 6