

US00D741990S

(12) **United States Design Patent**
Ramos

(10) **Patent No.:** **US D741,990 S**

(45) **Date of Patent:** **** Oct. 27, 2015**

(54) **TABLET**

(71) Applicant: **Reckitt Benckiser LLC**, Parsippany, NJ (US)

(72) Inventor: **Daniel Ramos**, Parsippany, NJ (US)

(73) Assignee: **RECKITT BENCKISER LLC**, Parsippany, NJ (US)

(**) Term: **15 Years**

(21) Appl. No.: **29/528,731**

(22) Filed: **Jun. 1, 2015**

Related U.S. Application Data

(63) Continuation-in-part of application No. 29/462,092, filed on Jul. 30, 2013.

(51) **LOC (10) Cl.** **24-01**

(52) **U.S. Cl.**
USPC **D24/101**

(58) **Field of Classification Search**
USPC D24/100-104; D28/4, 8.1, 8.2; D1/100, D1/121, 125-128, 112, 108; D21/440
CPC . A61K 9/2072; A61K 9/2077; A61K 9/2081; A61K 9/2086
See application file for complete search history.

(56) **References Cited**

U.S. PATENT DOCUMENTS

4,713,248 A	12/1987	Kjornaes et al.	424/468
D359,554 S	6/1995	Dansereau et al.	D24/101
5,770,225 A	6/1998	Parekh et al.	424/456
5,824,338 A	10/1998	Jacobs et al.	424/460
D403,396 S	12/1998	Lundbom et al.	D24/101

D425,614 S	5/2000	Chen et al.	D24/101
D459,798 S *	7/2002	Desesquelle et al.	D24/101
D485,963 S	2/2004	Norton	D1/127
D500,849 S	1/2005	Rinker et al.	D24/101
D506,544 S	6/2005	Rinker et al.	D24/101
D534,646 S	1/2007	Chang et al.	D24/101
7,169,450 B2 *	1/2007	Bunick	428/34.1
D564,086 S	3/2008	Nielsen et al.	D24/101

(Continued)

Primary Examiner — Susan Bennett Hattan

Assistant Examiner — Charles Hanson

(74) *Attorney, Agent, or Firm* — Troutman Sanders LLP; Ryan A. Schneider; Troy S. Kleckley

(57) **CLAIM**

The ornamental design for a tablet, as shown and described.

DESCRIPTION

The file of this patent contains at least one drawing executed in color. Color drawings are necessary because color is an integral part of the claimed design. Copies of this patent with color drawings will be provided by the Office upon request and payment of the necessary fee.

FIG. 1 is a top view of a tablet showing my new design;

FIG. 2 is a bottom view of the tablet of FIG. 1;

FIG. 3 is another top view of the tablet of FIG. 1;

FIG. 4 is a side view of the tablet of FIG. 1;

FIG. 5 is another bottom view of the tablet of FIG. 1;

FIG. 6 is the other side view of the tablet of FIG. 1;



FIG. 7 is another side view of the tablet of FIG. 1;

FIG. 8 is another side view of the tablet of FIG. 1;

FIG. 9 is an end view of the tablet of FIG. 1; and,

FIG. 10 is the other end view of the tablet of FIG. 1.

1 Claim, 5 Drawing Sheets
(5 of 5 Drawing Sheet(s) Filed in Color)



US D741,990 S

Page 2

(56)

References Cited

U.S. PATENT DOCUMENTS

D631,537 S 1/2011 Sadler et al. D24/101
7,879,354 B2* 2/2011 Rinker et al. 424/473

D636,865 S * 4/2011 Vepuri D24/103
D671,636 S * 11/2012 Nishino D24/101
2008/0317678 A1* 12/2008 Szymczak et al. 424/10.3

* cited by examiner




FIG. 1




FIG. 2

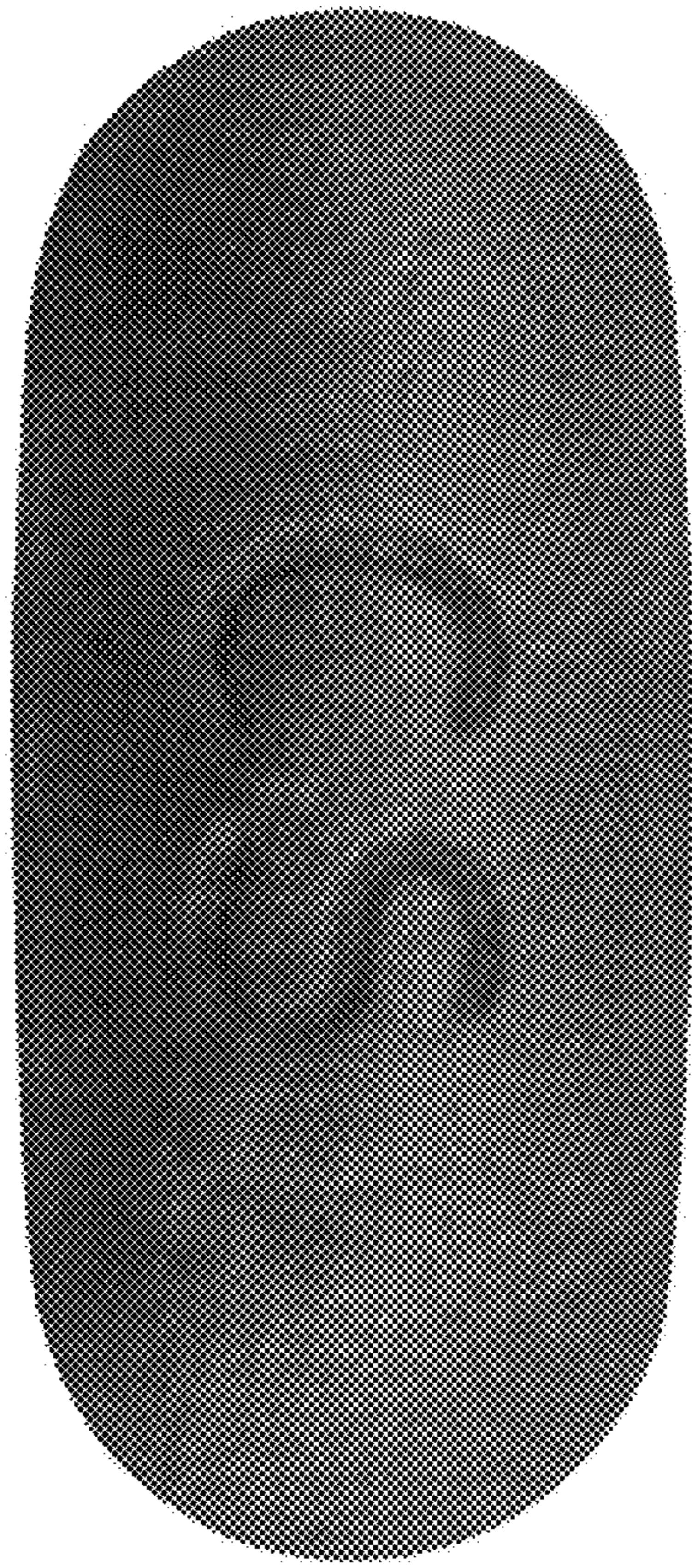


FIG. 3




FIG. 4




FIG. 5




FIG. 6




FIG. 7




FIG. 8




FIG. 9




FIG. 10