



US00D741989S

(12) **United States Design Patent**
Wang

(10) **Patent No.:** **US D741,989 S**

(45) **Date of Patent:** **** Oct. 27, 2015**

- (54) **CEILING FAN BLADE**
- (71) Applicant: **AIR COOL INDUSTRIAL CO., LTD.,**
Taichung (TW)
- (72) Inventor: **Cilff Wang,** Taichung (TW)
- (73) Assignee: **AIR COOL INDUSTRIAL CO., LTD.,**
Taichung (TW)
- (**) Term: **14 Years**
- (21) Appl. No.: **29/493,414**
- (22) Filed: **Jun. 9, 2014**
- (51) **LOC (10) Cl.** **23-04**
- (52) **U.S. Cl.**
USPC **D23/413**
- (58) **Field of Classification Search**
USPC D23/377, 370–376, 378–394, 411–414,
D23/499; D12/214, 305, 319, 339, 344,
D12/345; 416/5, 62, 170 R, 214 R, 184, 206,
416/207, 210 R, 220 R, 241 R, 244 R, 248,
416/223 R, 232, 234, 242; 417/423.1;
392/364; D26/59
CPC ... F04D 25/088; F04D 29/322; F04D 29/324;
F04D 29/388; F04D 29/601; B23P 15/04
See application file for complete search history.

(56) **References Cited**

U.S. PATENT DOCUMENTS

1,098,156	A *	5/1914	Knight	416/210 R
5,462,462	A *	10/1995	Woodley	440/49
D434,845	S *	12/2000	Gajewski	D23/413
D527,097	S *	8/2006	Ertze	D23/413
D543,617	S *	5/2007	Liu	D23/413
D566,258	S *	4/2008	Bucher et al.	D23/377
D594,551	S *	6/2009	Parker et al.	D23/413
D631,955	S *	2/2011	Villella et al.	D23/411
D663,829	S *	7/2012	Allen et al.	D23/377

D679,794	S *	4/2013	Allen et al.	D23/377
D706,411	S *	6/2014	Wang	D23/413
D712,533	S *	9/2014	Allen et al.	D23/385
2003/0129057	A1 *	7/2003	Frampton	416/5
2008/0145224	A1 *	6/2008	Mitchell et al.	416/132 B
2011/0280711	A1 *	11/2011	Liu	415/140

OTHER PUBLICATIONS

Emerson B65DM Featherwood Blades. Amazon.com [online] 6 pages. Available to the public at least as early as May 2011. [retrieved on Aug. 17, 2015]. Retrieved from Internet: <<http://www.amazon.com/Emerson-B65DM-Featherwood-5-75-Inch-Mahogany/dp/B002MR5A86>>.*

Canarm LTD CP56. Amazon.com [online] 7 pages. Available to the public at least as early as Feb. 5, 2013. [retrieved on Aug. 17, 2015]. Retrieved from Internet: <<http://www.amazon.com/Canarm-CP56-BK-56-Inch-Ceiling/dp/B002EVPNY6>>.*

(Continued)

Primary Examiner — Susan Bennett Hattan

Assistant Examiner — Marie Fast Horse

(74) *Attorney, Agent, or Firm* — Ming Chow; Sinorica, LLC


(57) **CLAIM**

I claim the ornamental design for a ceiling fan blade, as shown and described.

DESCRIPTION

FIG. 1 is a front perspective view of a ceiling fan blade showing my new design;
 FIG. 2 is a front elevational view thereof;
 FIG. 3 is a rear elevational view thereof;
 FIG. 4 is a left side elevational view thereof;
 FIG. 5 is a right side elevational view thereof;
 FIG. 6 is a top plan view thereof; and,
 FIG. 7 is a bottom plan view thereof.
 The broken lines in the drawings depict parts of the ceiling fan blade that form no part of the claimed design.

1 Claim, 4 Drawing Sheets



(56)

References Cited

OTHER PUBLICATIONS

OX Ceiling Fan . dtvintagefans.org [online] 5 pages. Jun. 9, 2012 [retrieved on Aug. 17, 2015]. Retrieved from Internet: <<http://www.dtvintagefans.org/forum/showthread.php/15108-OX-Ceiling-Fan-Rewinded>>.*

60in Quorum Flex Satin Nickel Ceiling Fan [online] 1 page. Available to the public at least as early as Nov. 3, 2012 [retrieved on Aug. 17, 2015]. Retrieved from Internet: https://www.google.com/shopping/product/5989275970572696550?q=60%22+Quorum+Flex+Satin+Nickel+Ceiling+Fan&sourceid=ie7&rls=com.microsoft:en-US:IE-Address&ie&oe&gws_rd=ssl.*

* cited by examiner




FIG. 1




FIG. 2




FIG. 3

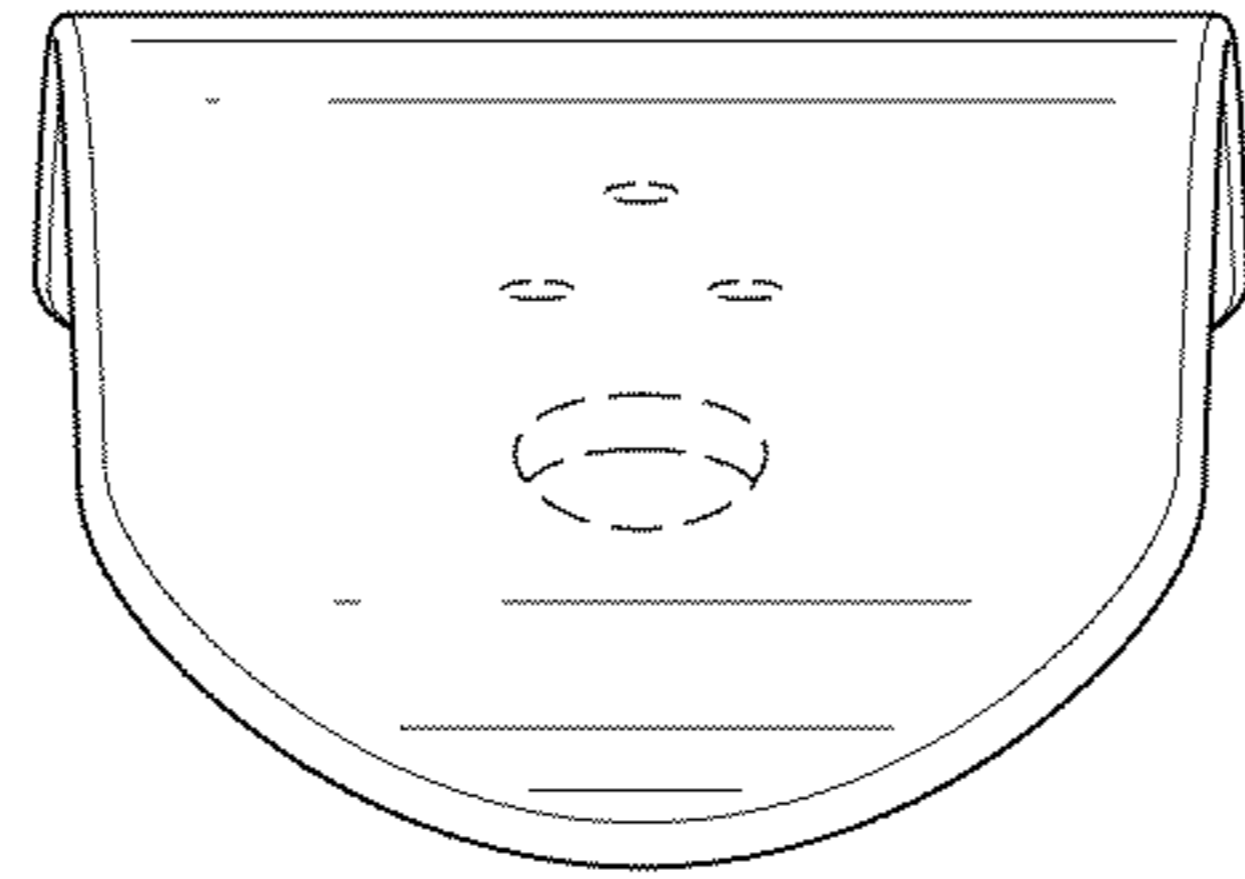


FIG. 4

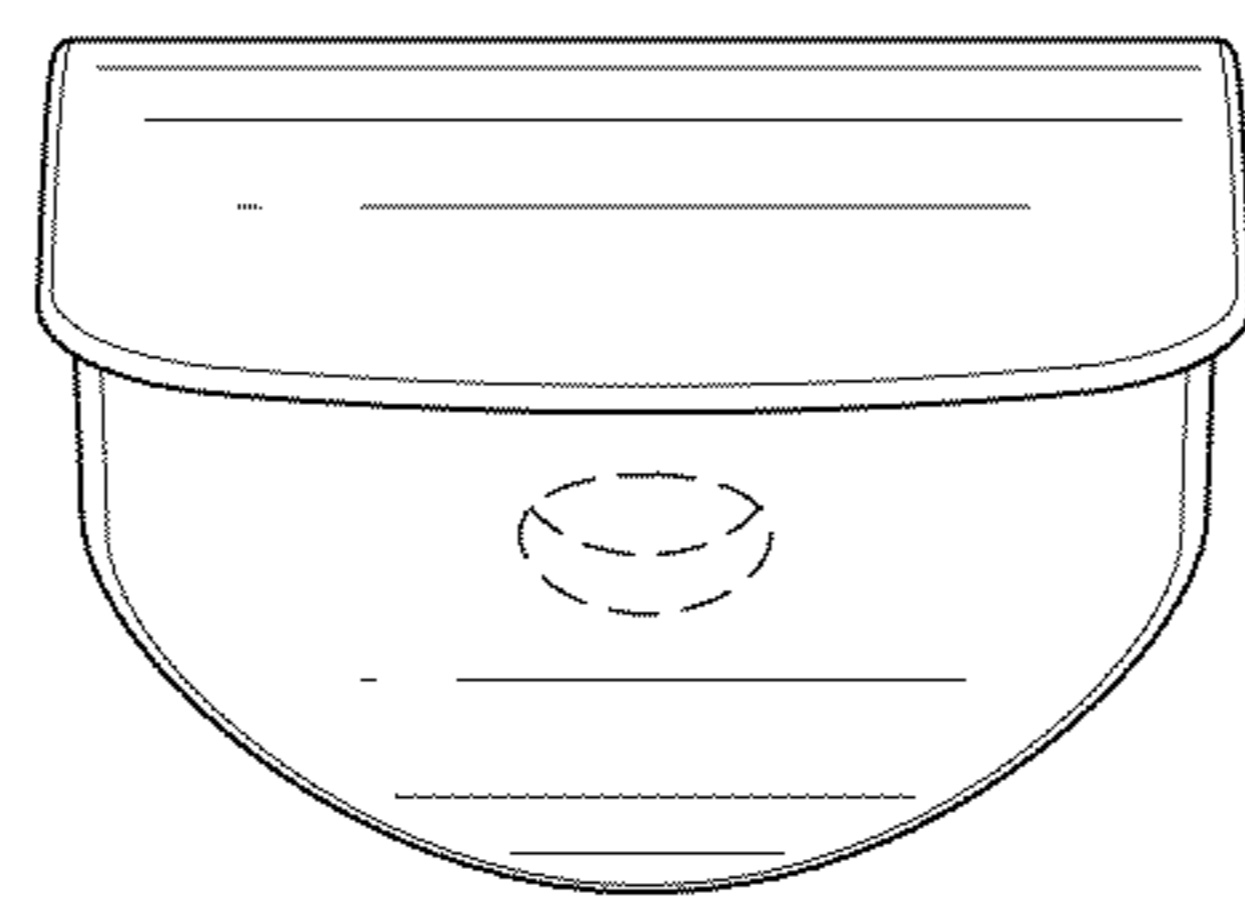


FIG. 5




FIG. 6




FIG. 7