



US00D741973S

(12) **United States Design Patent**
Wark

(10) **Patent No.:** **US D741,973 S**

(45) **Date of Patent:** **** Oct. 27, 2015**

(54) **GOLF BALL TEE HOLDER**

(71) Applicant: **Cynthia A. Wark**, Spring, TX (US)

(72) Inventor: **Cynthia A. Wark**, Spring, TX (US)

(**) Term: **14 Years**

(21) Appl. No.: **29/499,909**

(22) Filed: **Aug. 20, 2014**

(51) **LOC (10) Cl.** **21-02**

(52) **U.S. Cl.**
USPC **D21/796**

(58) **Field of Classification Search**
USPC D21/789, 796, 717-718; D3/221, 254,
D3/259

CPC A63B 55/008; A63B 57/0031; Y10S
224/918

See application file for complete search history.

(56) **References Cited**

U.S. PATENT DOCUMENTS

1,703,138	A *	2/1929	Falcone et al.	224/223
1,703,139	A *	2/1929	Falcone et al.	206/315.1
2,112,339	A *	3/1938	Kasperek	224/249
2,960,263	A *	11/1960	Goddard	224/274
3,252,615	A *	5/1966	Hill et al.	221/82
3,360,170	A *	12/1967	Scannell et al.	224/274
4,993,613	A *	2/1991	Frisbie	224/251
5,056,697	A	10/1991	Sheffield	

5,172,839	A *	12/1992	Frisbie	224/251
D387,837	S *	12/1997	Luchynsky	D3/259
D412,958	S *	8/1999	Sisson	D21/796
D476,053	S *	6/2003	Goserud	D21/789
6,669,065	B1 *	12/2003	Bradley et al.	224/196
6,988,646	B2 *	1/2006	White	224/576
D543,695	S *	6/2007	Sands	D3/221
D567,320	S *	4/2008	Pelosi	D21/796
D610,644	S *	2/2010	Song	D21/796
D653,720	S *	2/2012	Piatkowski	D21/793
D674,454	S *	1/2013	Åsberg	D21/796
D685,049	S	6/2013	Hughes	
D716,395	S *	10/2014	Ross	D21/796

* cited by examiner

Primary Examiner — Mitchell Siegel

(74) *Attorney, Agent, or Firm* — Young Basile Hanlon & MacFarlane P.C.

(57) **CLAIM**

The ornamental design for a golf ball tee holder, as shown and described.

DESCRIPTION

FIG. 1 is a front elevational view of the golf ball tee holder according to the invention;
FIG. 2 is a top plan view thereof;
FIG. 3 is a side elevational view thereof; and,
FIG. 4 is a bottom view thereof.

1 Claim, 2 Drawing Sheets

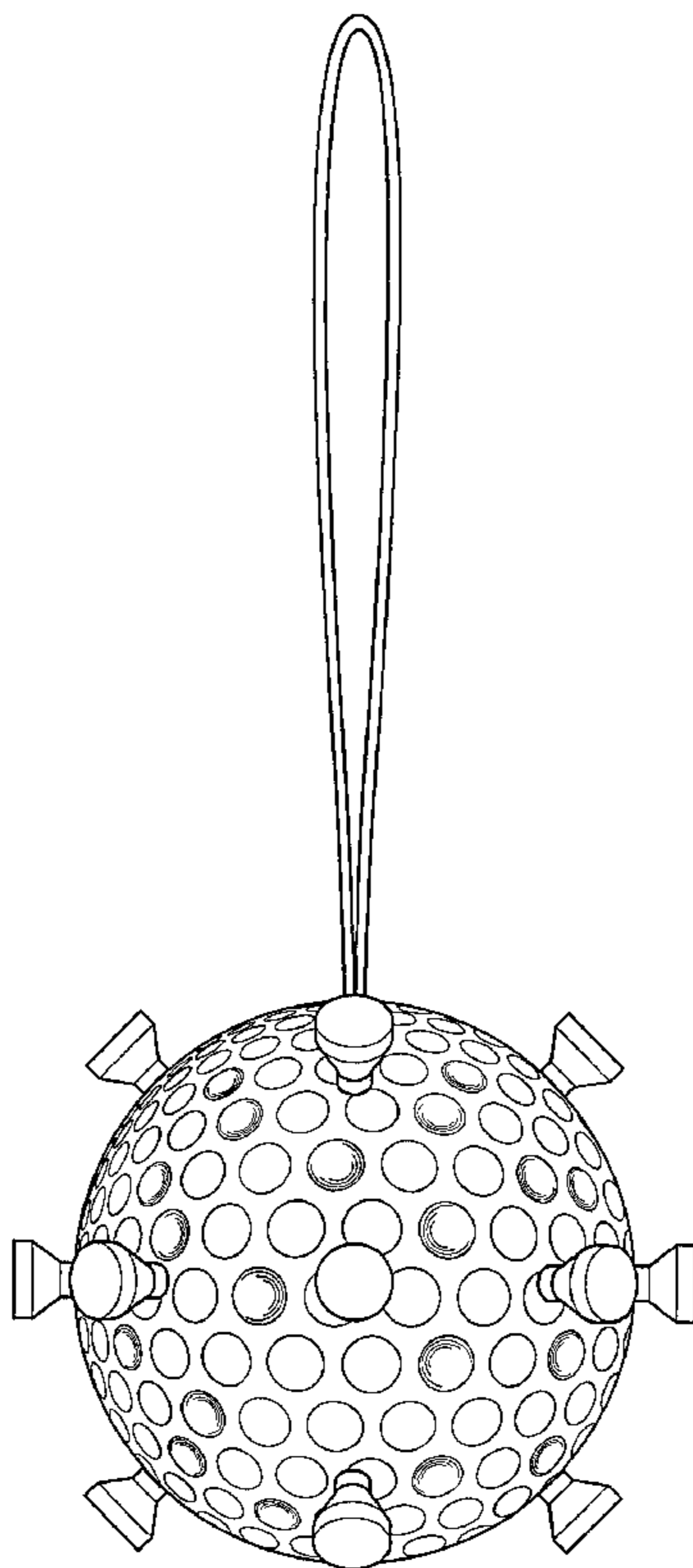


FIG. 1

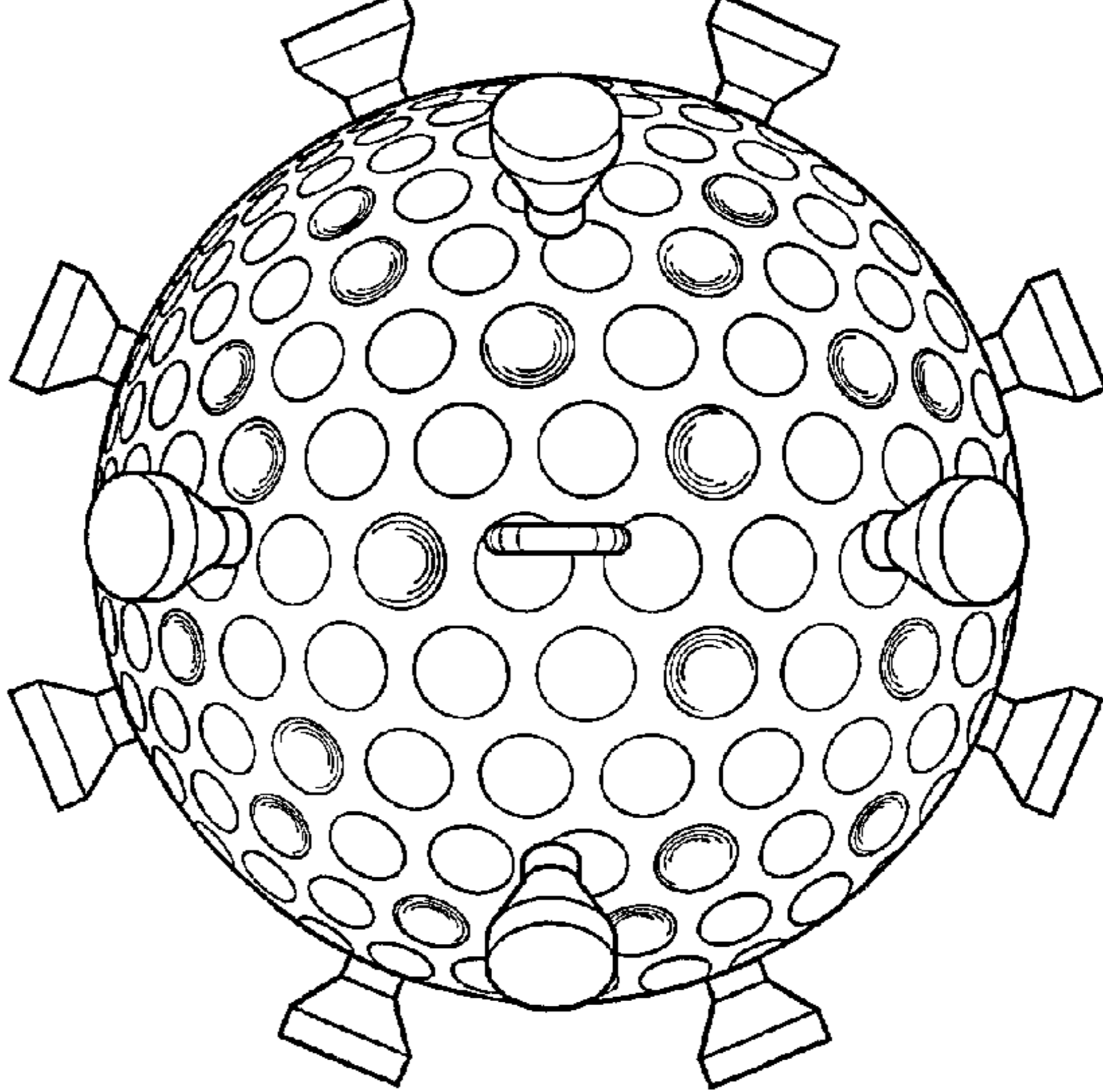
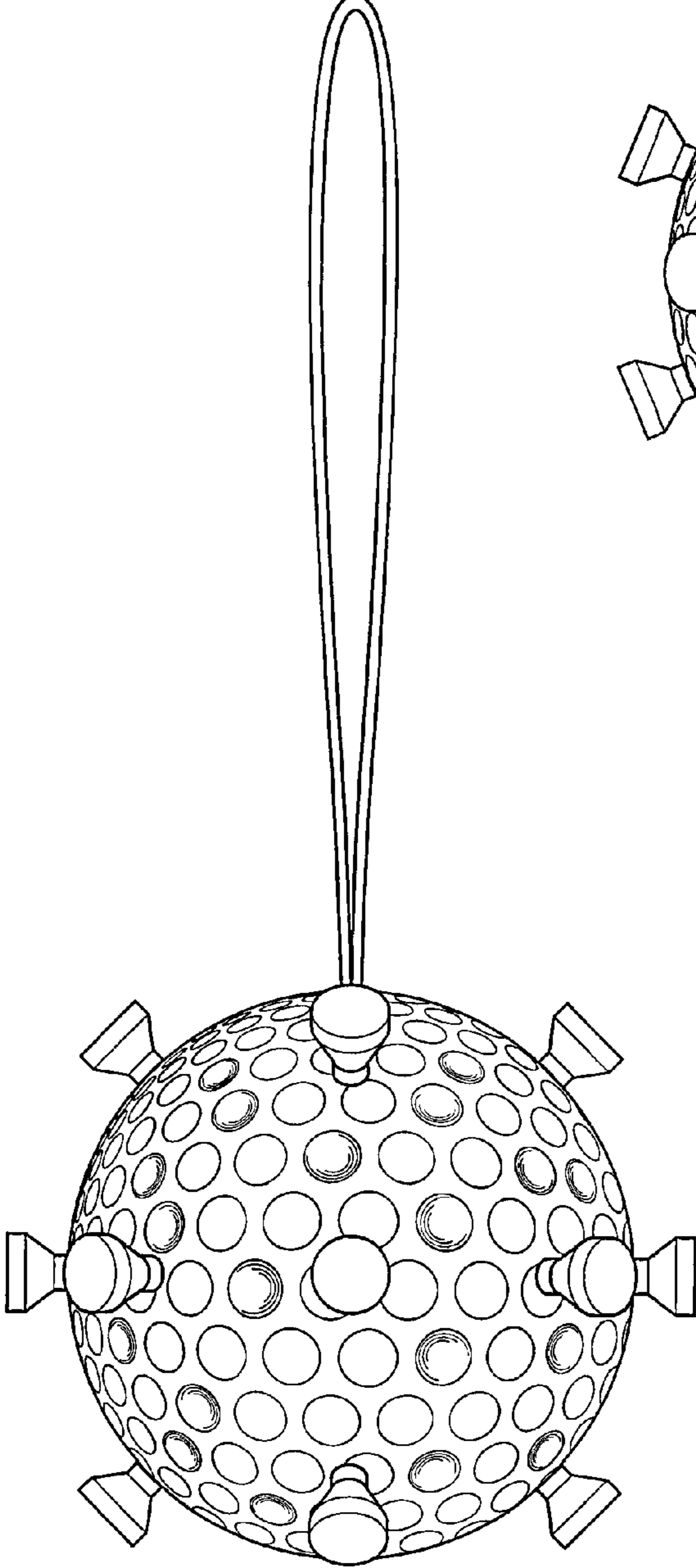


FIG. 2

FIG. 3

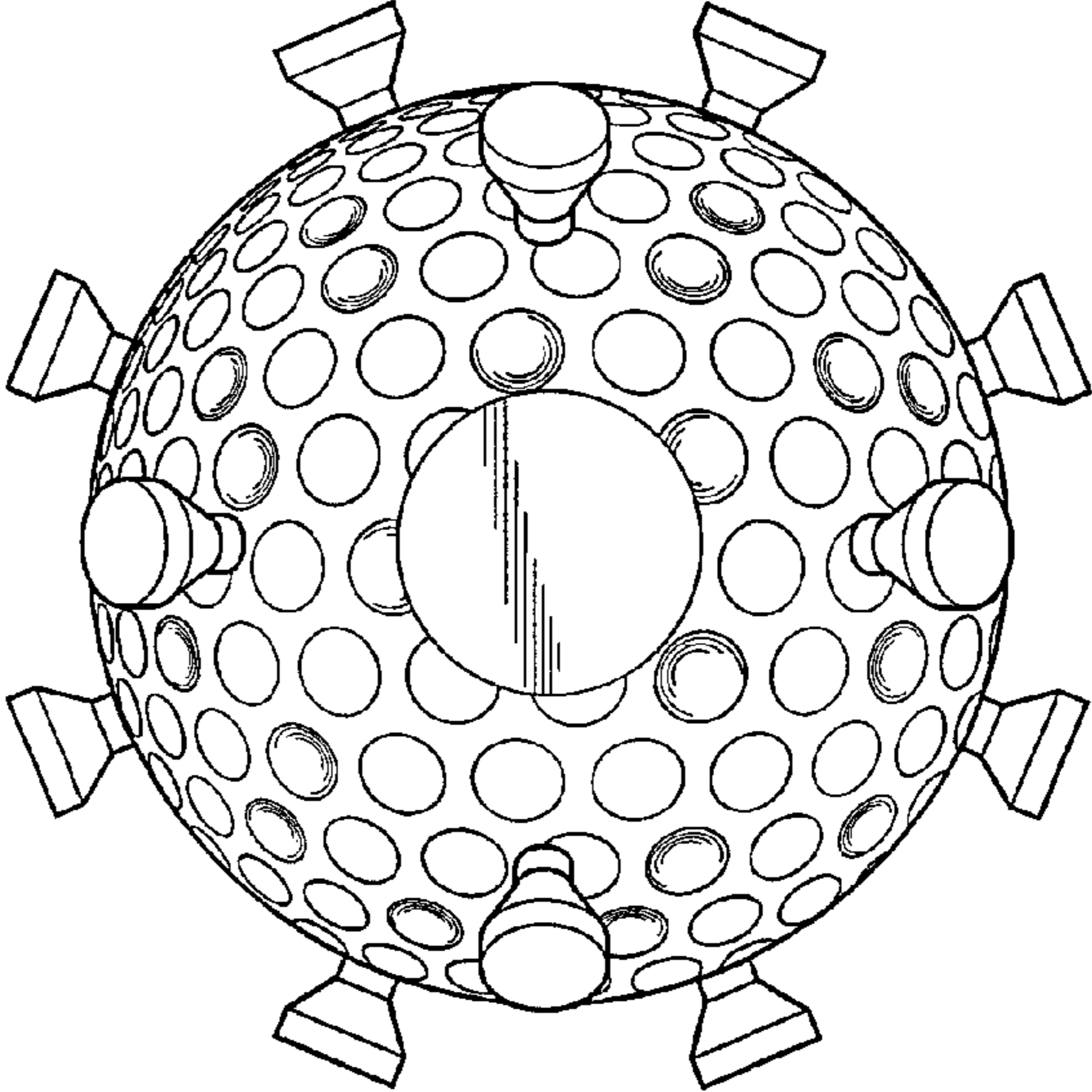
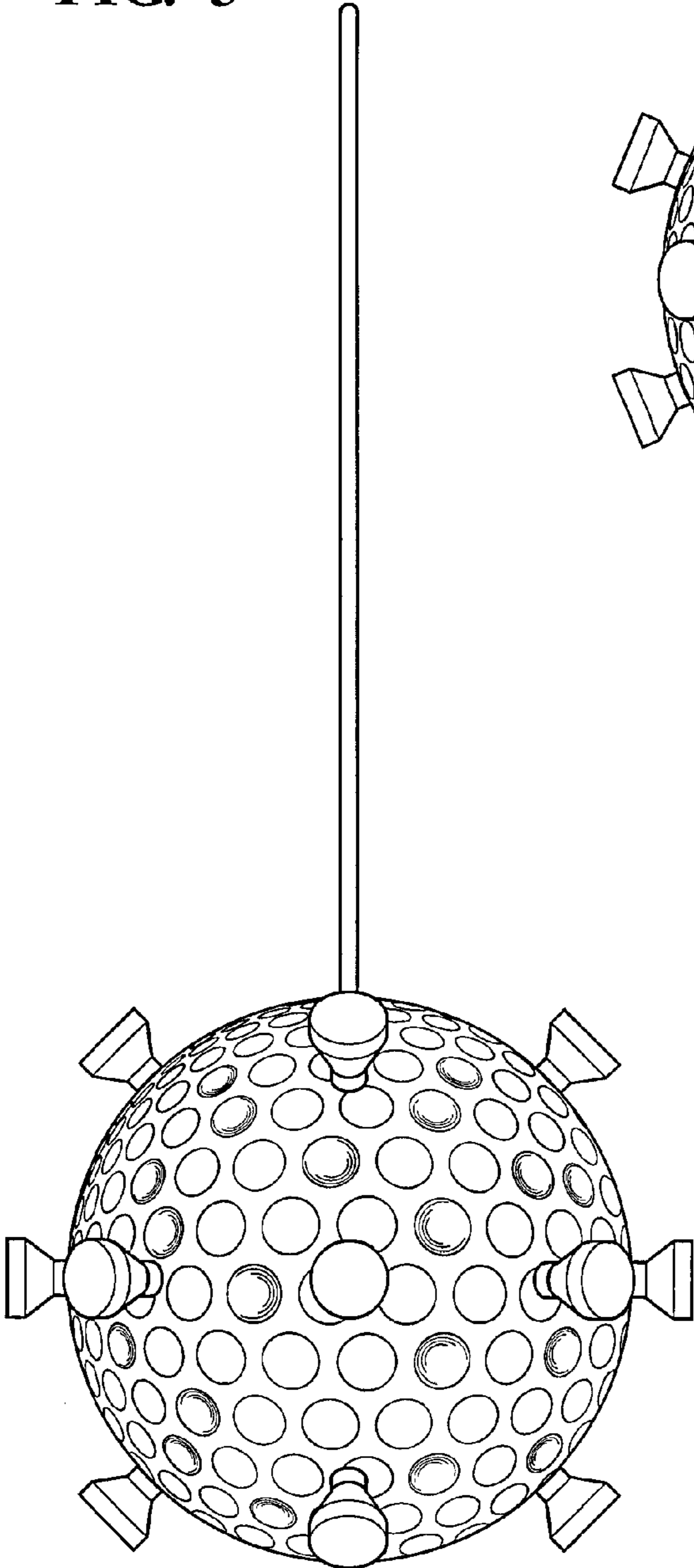


FIG. 4