



US00D741964S

(12) **United States Design Patent**
Rychtyk

(10) **Patent No.:** **US D741,964 S**
(45) **Date of Patent:** **** Oct. 27, 2015**

(54) **ADJUSTABLE MUSCLE STRETCHING
DEVICE**

(71) Applicant: **James Eugene Rychtyk**, Highland
Village, TX (US)

(72) Inventor: **James Eugene Rychtyk**, Highland
Village, TX (US)

(**) Term: **14 Years**

(21) Appl. No.: **29/463,627**

(22) Filed: **Jan. 22, 2014**

(51) **LOC (10) Cl.** **21-02**

(52) **U.S. Cl.**
USPC **D21/692**

(58) **Field of Classification Search**
USPC D21/694, 692, 683, 684, 662, 679;
81/484; D8/315, 324; 482/49, 60, 91,
482/92, 93, 94, 96, 98, 99, 101, 102, 113,
482/120, 121, 122, 125, 127, 131, 133, 138,
482/136; D6/580, 524, 549, 316, 328, 312;
D26/93, 61; D30/153; 119/770, 792,
119/795

See application file for complete search history.

(56) **References Cited**

U.S. PATENT DOCUMENTS

D278,667 S * 5/1985 Jacobson D6/334
4,852,874 A * 8/1989 Sleichter et al. 482/122

D346,632 S * 5/1994 Castellanos D21/692
D368,501 S * 4/1996 Woodruff D21/692
5,643,158 A * 7/1997 Clementi 482/121
5,681,248 A * 10/1997 Vani 482/126
D389,038 S * 1/1998 Rosul D8/376
5,769,104 A * 6/1998 Uemura 135/69
D431,618 S * 10/2000 Royce D21/692
D500,101 S * 12/2004 Fitzgerald et al. D21/692
D675,688 S * 2/2013 Francis et al. D21/692
D678,434 S * 3/2013 Hughes D21/692
8,479,932 B2 * 7/2013 Carney 211/105.5
2006/0160679 A1 * 7/2006 Kung 482/121
2009/0176634 A1 * 7/2009 Wu 482/122

* cited by examiner

Primary Examiner — Philip S Hyder
Assistant Examiner — Keith Frank


(57) **CLAIM**

The ornamental design for an adjustable muscle stretching device, as described and shown.

DESCRIPTION

FIG. 1 is a top plan view of an adjustable muscle stretching device showing my new design;
FIG. 2 is an end view, the opposite end being a mirror image thereof;
FIG. 3 is a top perspective view thereof; and,
FIG. 4 is a left side view of an adjustable muscle stretching device showing my new design, the right side being a mirror image thereof.

1 Claim, 4 Drawing Sheets



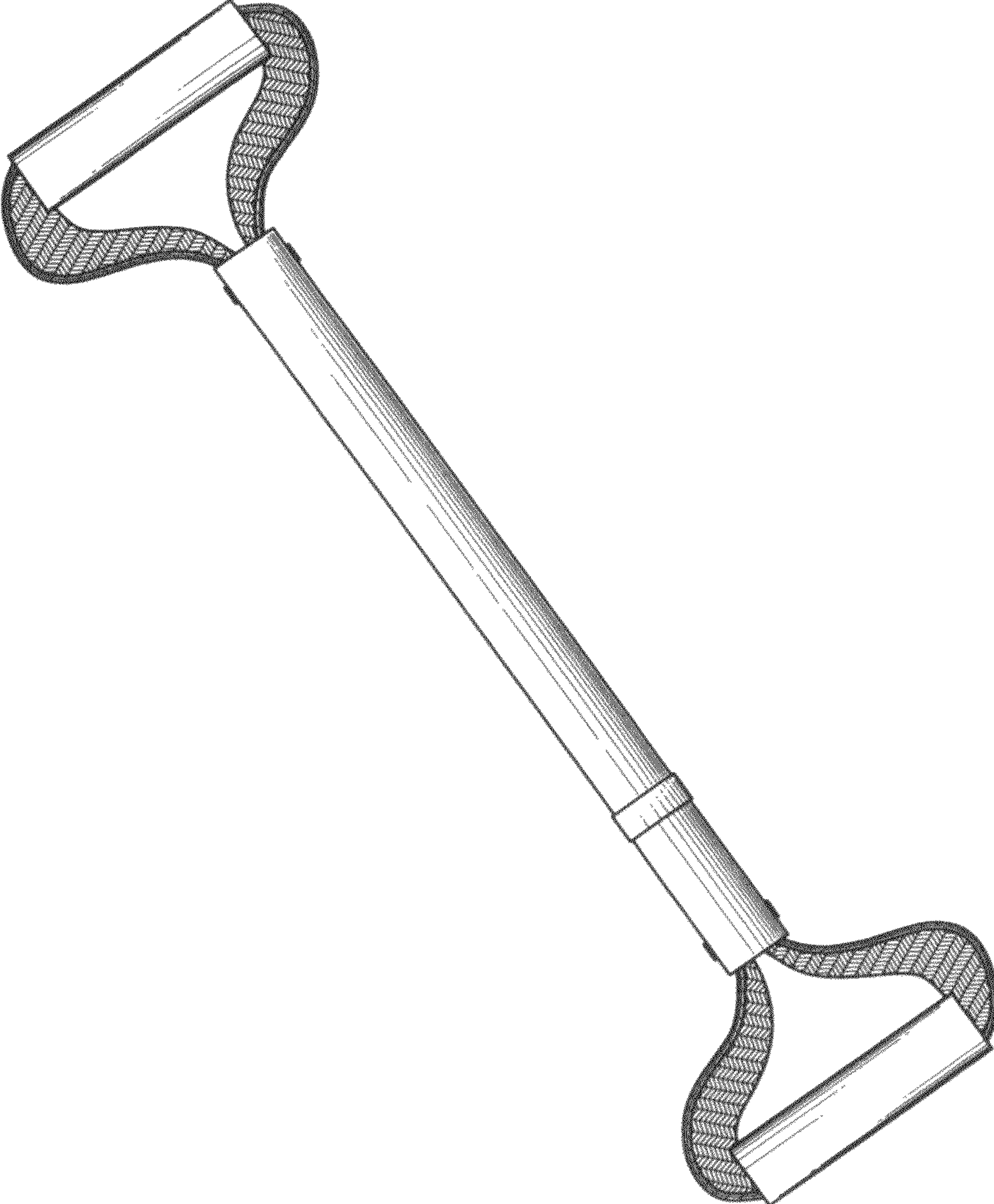


FIG. 1



FIG. 2

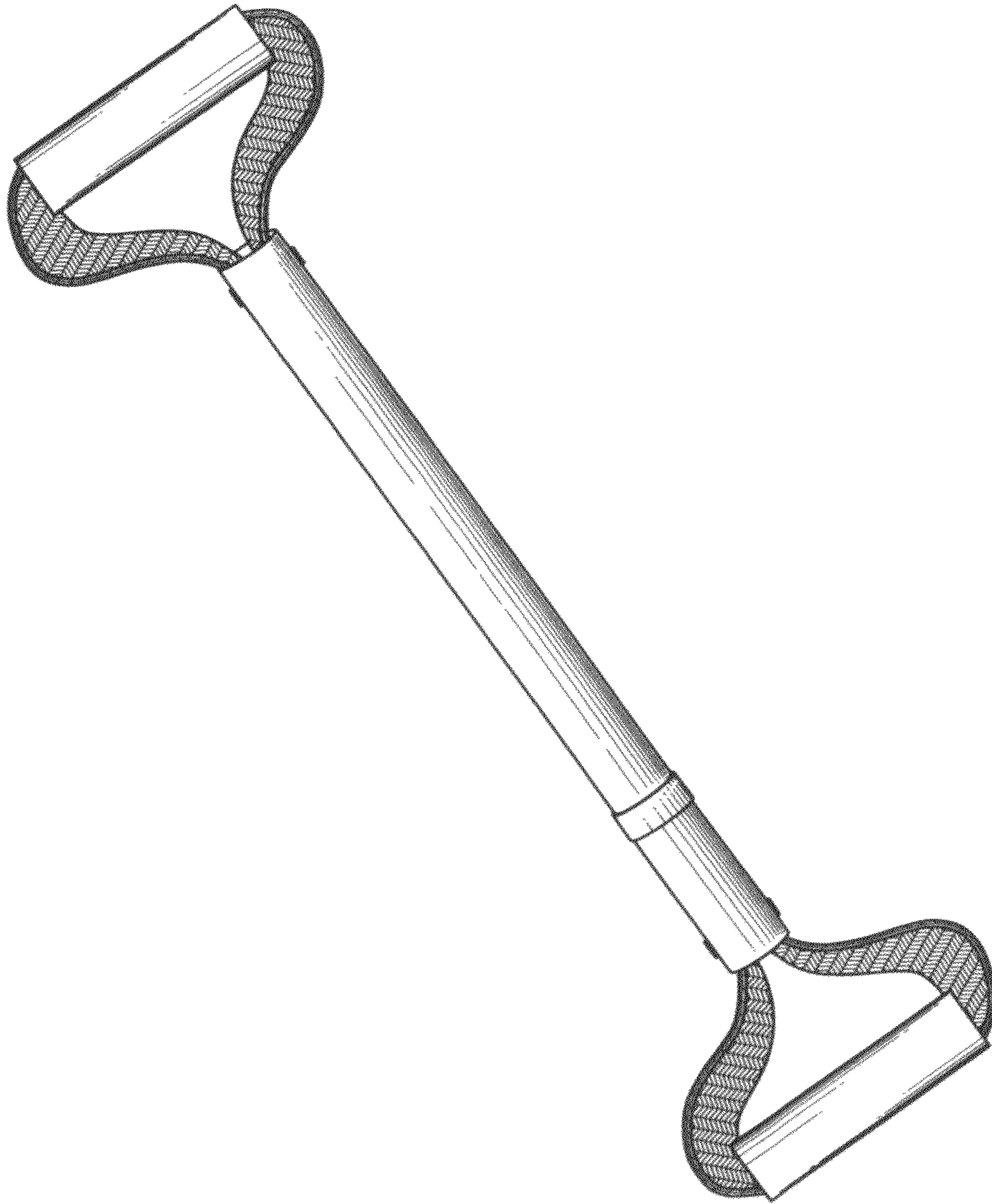


FIG. 3




FIG. 4